

**ANNUAL STATEMENTS
OF ACCOUNTS (ASA)
FOR THE FINANCIAL
YEAR ENDED
31 MARCH 2019**

Telephone: (+267) 3617100/3617199
Fax No: (+267) 3900434/3166368
Plot: 54357
Varsha House
Central Business District
Website: www.oag.org.bw
Email: oag@gov.bw



Office of the Auditor General
Private Bag 0010
Gaborone
Botswana

REPUBLIC OF BOTSWANA

OFFICE OF THE AUDITOR GENERAL

The Certificate of the Auditor General on the Annual Statements of Accounts of Government

Qualified Opinion

I have audited the accounts of the Government of the Republic of Botswana for the financial year ended 31 March 2019, prepared using the modified Cash Basis of Accounting as determined by the Minister responsible for finance in accordance with Section 9 of the Public Finance Management Act, 2011. These accounts comprise the following Statements:

- Statement 1 - Statement of Assets and Liabilities
- Statement 2 - Statement of Recurrent Revenue
- Statement 3 - Statement of Recurrent Expenditure
- Statement 4 - Sources and Application of Development Fund
- Statement 5 - Details of Amounts Credited to the Development Fund
- Statement 6 - Statement of Development Expenditure
- Statement 7 - Details of Development Fund by Donor
- Statement 8 - Statement of Investments and Loans made from Special Funds
- Statement 9 - Statement of Summary of Special Funds
- Statement 10 - Statement of Accounts of Special Funds
- Statement 11 - Statement of Public Debt
- Statement 12 - Statement of Unspent Development Deposits
- Statement 13 - Statement of Loans made by Government from Public Revenue
- Statement 14 - Statement of Balances of Other Deposit Accounts
- Statement 15 - Statement of Advance Accounts
- Statement 16 - Statement of Cash and Bank Balances
- Statement 17 - Statement of Contingent Liabilities
- Statement 18 - Statement of Assets Held by Government in Commercial Undertakings, Statutory Bodies, etc

- Statement 19 - Statement of Arrears of Revenue
- Statement 20 - Statement of Contingencies Fund
- Statement 21 - Tabular Summary of Unallocated Stores
- Statement 22 - Statement of Losses of Public Monies,
Stores and Accidents to Government Motor Vehicles

In my opinion, except for the effects of the matters described in the Basis for Qualified Opinion paragraph, the accompanying Annual Statements of Accounts present fairly, in all material respects, the financial state of affairs of the Botswana Government as at 31 March 2019, and of its revenues and expenditures for the year then ended.

Basis for Qualified Opinion

I have qualified my opinion on the Annual Statements of Accounts in the following respects:

- Statement No 8 – Statement of Loans and Investments from Special Funds

The figure of P3 927 798 822 shown as the value of investments from Special Funds as at 31 March 2019 is misstated in respect of the following:

- The payment of P900 566 097 made to the liquidator of BCL from Public Debt Service Fund purported to be a loan is included under this Statement although there is no evidence for this as an investment.

- Statement No 10 – Accounts of Special Funds

- The balance of P110 643 325 held in a commercial bank representing the value of confiscated properties under the Proceeds and Instruments of Crime Act has not been accounted for through Government books of accounts.
- The auditors appointed by me, in terms of the Fund Order to audit the accounts of the Levy on Alcoholic Beverages Fund for the years 2010/2011 through to 2015/2016 had not been able to access the records of the Botswana Unified Revenue Service relating to the collection of levies on imported and locally produced alcoholic beverages, resulting in audit procedures being restricted to the figures in Fund's ledgers.
- The depositors balance in the General Ledger of the Guardians Fund of P493 435 012 differed with the depositors' detailed listing of P489 420 816 by P4 014 196 as at 31 March 2019.

- Statement No 15

Out of the balance of P10 429 734 of the defaulters under the Government Motor Vehicle and Residential Property Loan Scheme P8 060 086 (77%) was non-moving, with the earliest dating back to 2004.

- Statement No 16 – Cash and Bank Balances

- The bank reconciliation statement of the Remittance Account, as at 31 March 2019 included unreconciled payments in the Bank Statement amounting to P583 670 918 whereas the General Ledger had unreconciled payments amounting to P2 040 572 562. The unreconciled receipts amounted to P6 330 901 460 while the General Ledger recorded receipts amounting to P6 731 080 506 with the oldest items dating back to 2005.
- The Government Salaries bank account was reconciled up to 31 March 2019, but had included reconciling items dating back to 2005, with the inherent uncertainty regarding their identification over this long period of time.
- The balances of cash held by Treasury Cashiers at the close of business on 31 March 2019, as authenticated by the Boards of Survey cash counts, which had shown significant discrepancies on that date, had not been reconciled with the General Ledger balances.
- The reconciliation statements for the call accounts maintained by the Treasury Cashiers alongside the current accounts were not availed for verification purposes at the time of audit.
- The General Ledger balances of the various Botswana Diplomatic Missions as at 31 March 2019 did not, in numerous cases, agree with the certified bank reconciliations submitted by the Heads of the Missions, they included outstanding issues from previous years' errors.
- The General Ledger balances of P636 654 917 of the Lome Sysmin bank account had not shown any movement since 2014 although there is evidence of expenditure in projects financed from these funds. The implication is that payments are made from Government Remittance account.
- The majority of Government Departments operating the Point-of-Sale facilities had not submitted the year-end reconciliations for verification purposes. The arrangement that all collections in excess of P10 000 under

these accounts should be transferred to the Remittances account was not observed as there were many accounts with balances far in excess of this amount.

I believe that the audit evidence I have obtained is sufficient and appropriate to provide a basis for my qualified opinion.

Responsibilities of Accountant General for the Financial Statements

In terms of Section 42 (2) of the Public Finance Management Act, the Accountant General is responsible for the preparation and fair presentation of the Annual Statements of Accounts, and for such internal control as she determines is necessary to enable the preparation of Annual Statements of Accounts that are free from material misstatement, whether due to fraud or error.

Auditor's Responsibilities for the Audit of the Annual Statements of Accounts

My objective is to obtain reasonable assurance about whether the Annual Statements of Accounts as a whole are free from material misstatement, whether due to fraud or error, and to issue a certificate that includes my opinion. Reasonable assurance is a high level of assurance, but is not a guarantee that an audit conducted in accordance with ISSAIs will always detect a material misstatement when it exists. Misstatements can arise from fraud or error and are considered material if, individually or in the aggregate, they could reasonably be expected to influence the economic decisions of users taken on the basis of these Annual Statements of Accounts.

As part of an audit in accordance with ISSAIs, I exercise professional judgment and maintain professional scepticism throughout the audit. I also:

- Identify and assess the risks of material misstatement of the Annual Statements of Accounts, whether due to fraud or error, design and perform audit procedures responsive to those risks, and obtain audit evidence that is sufficient and appropriate to provide a basis for my opinion. The risk of not detecting a material misstatement resulting from fraud is higher than for one resulting from error, as fraud may involve collusion, forgery, intentional omissions, misrepresentations, or the override of internal control.
- Obtain an understanding of internal control relevant to the audit in order to design audit procedures that are appropriate in the circumstances, but not for the purpose of expressing an opinion on the effectiveness of the Government's internal control.

- Evaluate the appropriateness of accounting policies used and the reasonableness of accounting estimates and related disclosures made by the Accountant General.
- Evaluate the overall presentation, structure and content of the Annual Statements of Accounts and whether they represent the underlying transactions and events in a manner that achieves fair presentation.
- My conclusions are based on the audit evidence obtained up to the date of my certificate.



Pulane D Letebele
AUDITOR GENERAL

Gaborone
24 April 2020

**ANNUAL STATEMENTS OF ACCOUNTS
2018-2019**

TABLE OF CONTENTS

STATEMENT	DESCRIPTION	PAGE
	Acronyms	i
	Executive Summary	iv
	Consolidated Cash Flow	1
	Functional Classification	4
	Balances of Imprest	7
1	Statement of Assets and Liabilities	10
2	Statement of Recurrent Revenue	12
3	Statement of Recurrent Expenditure	94
4	Sources and Application of Development Fund	387
5	Details of Amounts Credited to the Development Fund	389
6	Statement of Development Expenditure	391
7	Details of Development Fund by Donor	476
8	Statement of Investments and Loans made from Special Funds	480
9	Statement of Special Funds - Summary	484
10	Statement of Special Funds - Detail	486
11	Statement of Public Debt	498
12	Statement of Unspent Development Deposits	507
13	Statement of Loans made by Government from Public Revenue	509
14	Statement of Balances of other Deposit Accounts	513
15	Statement of Advance Accounts	522
16	Statement of Cash and Bank Balances	539
17	Statement of Contingent Liabilities	556
18	Statement of Assets Held by Government in Commercial Undertakings, Statutory Bodies etc.	558
19	Statement of Arrears of Revenue	561
20	Statement of Contingencies Fund	567
21	Tabular Summary of Unallocated Stores	569
22	Statement of Loss of Public Monies, Stores and Accident Damage to Government Motor Vehicles	571

ACRONYMS

ASA	Annual Statements of Accounts
BAOA	Botswana Accountancy Oversight Authority
BICA	Botswana Institute of Chartered Accountants
BOP	Budget Options Paper
BURS	Botswana Unified Revenue Service
DIT	Department of Information Technology
DPMS	Development Projects Monitoring System
ERP	Enterprise Resource Planning
ESAAG	Eastern and Southern African Association of Accountants General
GABS	Government Accounting and Budgeting System
GDP	Gross Domestic Product
GFSM	Government Finance Statistics Manual
ICT	Information and Communications Technology
IFAC	International Federation of Accountants
IFAR	Integrated Fixed Asset Register
IFMIS	Integrated Financial and Information Management System
IPSAS	International Public Sector Accounting Standards

IPMS	Integrated Procurement Management System
ISPAAD	Integrated Support Programme for Arable Agricultural Development
ITT	Invitation to Tender
MDA	Ministries, Departments and Agencies
MFED	Ministry of Finance and Economic Development
MTDMS	Medium Term Debt Management Strategy
NDP	National Development Plan
OAG	Office of the Accountant General
OTA	Office of Technical Assistance
PAFA	Pan African Federation of Accountants
PEEPA	Public Enterprises Evaluation and Privatisation Agency
PEFA	Public Expenditure Financial Accountability
PFMA	Public Finance Management Act
PFMR	Public Finance Management Reforms
PAMP	Public Asset Management Policy
PPADB	Public Procurement and Asset Disposal Board
PMO	Project Management Office
SWIMS	Supplies and Warehouse Inventory Management System

EXECUTIVE SUMMARY

1. INTRODUCTION

I am greatly humbled and privileged to once again present the Government of Botswana's Annual Statements of Accounts (ASA) for the financial year ended 31st March 2019, as stipulated in Section 42 (2) of the Public Finance Management Act (PFMA).

The Government accounts should, in terms of the PFMA, be submitted to the Auditor General for audit within six (6) months after the close of each financial year, that is, by the end of September, to be precise.

2. PUBLIC FINANCIAL MANAGEMENT REFORM (PFMR) PROGRAMME IMPLEMENTATION

The implementation of the PFM Reform Programme is in its ninth year since inception in July 2010. Over the period, notable improvements have been observed across the public finance management landscape, which have positively impacted on service delivery, despite challenges encountered along the way. The PFMR Programme will be undergoing review during financial year 2020/2021, using the results of the 3rd PEFA assessment which was conducted during 2019.

In specific terms, the following progress has been recorded under the key components of the programme, as indicated below:

(i) Public Investment Management

Continued bottlenecks in the implementation of the development programme, and the resultant underspending on the development budget, point to capacity challenges in areas such as project design, contracting processes, project implementation, monitoring and evaluation, both in Government and the Private Sector. In this regard, the NDP 11 Mid-Term Review guidelines (as part of improvements to the planning process) directed Ministries, Departments and Agencies (MDAs) to adopt the three phase appraisal process that entails (i) Pre-feasibility; (ii) Feasibility; and (iii) Independent Review in that order to improve on project costing and sequencing, especially for large projects in excess of P250 million.

The Planning Officers' Manual was reviewed and completed in December 2018. The objective of the review was to improve planning and budget execution processes. The expected benefit of this exercise would be improvement in project delivery.

Further, the Development Projects Monitoring System (DPMS) upgrade was completed during financial year 2018/2019 and went live on the 5th September 2018. The DPMS is an Enterprise Resource Planning (ERP) solution used by government for monitoring and evaluating the delivery of projects during the implementation of the National Development Plan (NDP). The system also assists with generation of timely and quality project data for individual programs and projects for decision making purposes.

(ii) National Budgeting

Work is ongoing on the development of the Budget Options Paper (BOP), which is produced early in the strategic phase of the annual budget process and provide budget options that guide fiscal policy discussions and later inform the formulation of the Budget Strategy Paper. In specific terms, the Budget Options cover the following:

- a) Provide an overall financial framework for the medium term, which is used to determine the overall resource envelope.
- b) Provide an opportunity to state any recent government intention for structural shift in resource allocation.
- c) Provide background and parameters that will form the basis of the detailed budget estimates for the upcoming year and the medium term.

The development of Budget Options is still ongoing through the support of the Resident Advisor from the US Treasury-Office of Technical Assistance (US Treasury-OTA). The interim outputs have been used to guide the preparations for the annual budgets.

(iii) Public Debt, Liabilities and Guarantee Management

Following the inception of the first Medium Term Debt Management Strategy (MTDMS) three years ago, the preparations for the development of the next strategy commenced in 2019/2020 and will be completed during the 2020/2021 financial year.

(iv) Public Procurement

The Public Procurement and Asset Disposal Board (PPADB) developed the Integrated Procurement Management System (IPMS) Implementation Plan and at the end of 2018/2019 financial year, eight (8) MDAs were using IPMS while the rollout was still ongoing.

As part of automating procurement processes, PPADB has developed the Simplified Bidding Documents together with Standard Specification Catalogue and a Product Price Guide for common user items and they are now available on the PPADB website.

Procurement Plans for all government entities are published and made available on the PPADB website. The publicising of the procurement plans will improve accessibility of the information by the public, hence improving procurement transparency. The training on e-tendering spear-headed by the PPADB is ongoing and the aim is to improve efficiency in procurement processes.

(v) Revenue Collection and Management

Botswana Unified Revenue Service (BURS) reforms are mostly to improve revenue collection and overall to improve service delivery through automation of services. During the financial year 2018/2019, the development of the Customs Management System Phase 2, took off and a centralised processing hub was implemented and various modules were still going through development and testing stages. The automation is expected to improve revenue collection in terms of timely and efficient collection including improvements to accuracy of revenue data.

The development of the Tax Management System known as *Lekgetho Live*, is ongoing in the 2019/2020 financial year.

(vi) Public Debt, Liabilities and Guarantee Management

Following the inception of the first Medium Term Debt Management Strategy (MTDMS) three years ago, the preparations for the development of the next strategy commenced in 2019/2020 and will be completed during the 2020/2021 financial year.

(vii) **Public Asset Management**

The Public Asset Management Policy (PAMP) has been approved by Cabinet. The Policy will be implemented effective April 2020. The PAMP is expected to provide guidance on the efficient management of public assets and enable reporting on the real worth of Government under the accrual basis of accounting. It will also promote effective, efficient and economic use of public assets during their life cycle.

3. **BOTSWANA INSTITUTE OF CHARTERED ACCOUNTANTS**

Botswana Institute of Chartered Accountants (BICA) collaborated with Office of the Accountant General on the Public Financial Management Reforms Project through the Project Advisory, Project Implementation and Public Sector Committees of the Institute. A number of achievements were registered as follows:

Development of BICA Public Sector Finance and Accounting Curriculum

BICA developed a Public Sector Finance and Accounting Curriculum during 2018, to support the Government of Botswana's Accruals project by providing a curriculum that is anchored on the right competencies to be developed in public sector finance and accounting professionals. Going forward, breakthrough programmes will be developed in different areas of operations in finance and accounting.

Furthermore, the Curriculum was to ensure that academic institutions developed qualifications that are responsive to the public sector's needs by aligning their content to the BICA curriculum. The revised programme was successfully accredited by Botswana Qualifications Authority and launched at the universities.

Delivery of Breakthrough Programmes

The breakthrough programmes in public finance and accountancy developed by BICA will provide practical hands-on training in various areas of the public finance cycle. It will be used to develop and upgrade the skills of accountants in the public sector, through short term interventions which include training in areas such as Assets, Accounts Receivable and Payables and Employee Benefits Management.

Tuition Provider Support

BICA intends to provide hands-on quality assurance support to tuition providers in the development of long term academic courses for the local market. This initiative will be anchored on the work of the African Professionalisation Initiative, which is currently developing public sector training for the continent with the support of the Pan African Federation of Accountants (PAFA) and African Organisation of English-speaking Supreme Audit Institutions (AFROSAI-E).

The BICA Public Sector Curriculum will also provide a reference for training and tuition providers to align their qualifications and training solutions to ensure the right quality of training is provided in the market. BICA will provide the necessary technical support.

4. DETERMINATION OF THE “FIT AND PROPER” STATUS OF PERSONS CHARGED WITH FUNCTIONS OF COLLECTION OF REVENUES AND EXPENDITURE

The Government relies on its ability to collect revenues and expending them prudently in order to deliver services to the public. There is, therefore, an expectation that the Government has to ensure that collection and management of public funds, procurement and management of supplies and stores, is done efficiently and effectively, in accordance with established legislation and regulations.

The Government of Botswana has made significant strides in enhancing public finance management practices, processes and systems to ensure improved service delivery to the public. Trends however, have indicated that there are gaps in the public finance management controls that are being taken advantage of to the detriment of the Government in the form of loss of public funds or supplies through illicit actions by those put in charge of them. In most of the instances, Government has lost cases due to such loopholes.

On introspection, it has been observed that in appointing officers to positions of responsibility in the collection, custody, and disbursement of public moneys and stores, there has been little due diligence on the integrity and character of the persons so appointed. It is therefore pertinent that directives for determining what constitutes the “fit and proper” status of persons charged with these functions/ responsibilities referred to under section 8 of the Public Finance

Management Act, Cap. 54:01, and thereby guiding the process of selection and appointment of such persons, are issued in accordance with the said Act. These guidelines shall come into effect on 1st April 2020 and shall remain applicable unless amended or revoked. The review will be carried out in five (5) years from the date of approval or as dictated by operational circumstances.

5. 2018/2019 ACHIEVEMENTS

The Ministry of Finance and Economic Development (MFED) continues to improve in the area of financial reporting. Below are some of the major achievements for the year:

● Migration from Cash to Accrual Basis of Accounting

The Government of Botswana has resolved to migrate from the modified cash basis of accounting to accruals basis of accounting, as it provides significantly more useful information. Preparation of whole of Government reporting gives a consolidated view of the country as a whole that can inform Government decision making. The financial reporting framework adopted is part of the International Public Sector Accounting Standards (IPSAS) framework, which consolidates the accounts of the Central Government, Local Authorities and State Owned Enterprises (wholly or partly owned).

The Government's phased implementation of accrual accounting, using IPSAS, is now into its second phase, with the last year seeing the appointment of a fully resourced Project Management Office (PMO), the establishment and operation of oversight committees, and the development of specific plans for delivering IPSAS compliant reports for all aspects of accounting.

Work continues on reconfiguring of the Government Accounting and Budgeting System for accruals, including development of a revised Chart of Accounts, and the PMO has made presentations to various stakeholders to assist engagement and understanding of the project. Critical to project success is building the capacity of officers to support revised accrual based accounting and reporting processes. In line with the roadmap, training courses are currently being developed, in partnership with the Botswana Institute of Chartered Accountants, to equip officers to accurately record current receivables and payables, as well as some employee benefits.

The PMO has identified the Ministries responsible for the most significant and complex assets and has initiated the process of researching, classifying and developing accounting policies for these items. Preparatory work has also commenced on consolidating Ministries and Parastatals, with the aim of engaging these entities in the complex process of aligning accounting policies. The requirement to produce consolidated financial statements for Government, including parastatals, provides Government with the opportunity to establish a comprehensive and timely reporting framework to ensure that it is informed of the financial risks, which parastatals present. The requirement for parastatals to produce information for reporting will be set out in revised PFMA, which is currently under review and all financial data submitted for the consolidated annual report will be subject to audit by the Auditor General. This data will not only ensure compliance with IPSAS but support the enhanced supervision of parastatals, thereby enable a key policy priority for Government, going forward.

During the course of 2019/2020, members of the implementation team will continue to reach out to Ministries to assist with the identification of financial activities which will be affected by IPSAS implementation. The implementation plan envisages including additional accruals disclosures in next year's Annual Statements of Accounts, based on the capacity of existing systems to provide reliable data.

● **Information and Communications Technology (ICT) Initiatives**

Among the major ICT initiatives is the Government Accounting and Budgeting System (GABS) implemented as an Integrated Financial and Information Management System (IFMIS) since 2004.

The Oracle e-Business Suite platform has been upgraded from Oracle version 11.5.10.2 to Oracle version 12.1.3., which was completed in June 2018.

● **Rollout of the Integrated Fixed Assets Register (IFAR)**

The IFAR is an asset management system designed to provide Government with a comprehensive view of the condition and capacity of all significant assets purchased with public funds. The system is also essential to the implementation of the Public Asset Management Policy, since it provides the reporting data which will enable the Government to secure more value from its investments

by effectively managing assets through their entire life cycle. IFAR is an asset management solution that maintains financial status of property and equipment accurately to help Government select the best accounting and tax strategies. To date, IFAR has been rolled out to 24 Ministries and 26 Departments. Different comprehensive assets reports can be generated from this module. Ministries and Departments are encouraged to fully utilise the system in preparation for the transition from cash to accrual basis of accounting by 2022/2023.

- **Rollout of Supply Warehousing and Inventory Management System**

Supply Warehousing and Inventory Management System (SWIMS) is based on Supplies Regulations and Procedures and covers all common user items across Government, i.e. consumables and office inventory. Since 2012, the system has been rolled-out to two hundred and twenty-four (224) Inventory Organisations (cost centres) in twenty (20) Ministries and Extra Ministerial Departments. All Ministerial rollout teams were trained and refresher trainings are offered to Ministries on a need basis.

- **Government Pula Card (Prepaid Card)**

The Ministry of Finance and Economic Development is continuously in pursuit of adopting new payment solutions that aim to achieve financial inclusion, which is the ultimate goal for the Government. The Ministry has introduced an automated Prepaid Card, 'Government Pula Card' as one of the payment methods, amongst others. The main objective of introducing the card was to improve service delivery to the unbanked customers (especially beneficiaries of flagship programmes), government employees, local and foreign based students. The rollout of the card to Districts has started in earnest and is expected to be concluded mid-2022.

A Prepaid card is one of the fastest growing payment solutions for organisations worldwide. In terms of these solutions, the bank card is pre-loaded with specified funds and the amount of money that one can spend is limited to the amount loaded in the card.

6. 2018/2019 INITIATIVES

The Ministry of Finance and Economic Development is committed to taking services to the people through various initiatives. In its continued efforts in 2018/2019, the following initiatives were introduced:

● **Decentralisation of Services to Branches/Districts**

The Office of Accountant General, has in addition to the existing four Branches, is in a process of splitting the current Northern Branch (Headquartered in Francistown) into two (2), thereby creating a Central Branch as the fifth and it is envisaged that the branch will be opened mid-2020. The new Branch is intended to be established in Palapye which is in the centre of the Central District and it is expected to cover Serowe, Selebi-Phikwe, Bobonong, Machaneng and Mahalapye.

Furthermore, Government Treasury Offices have been increased from thirty-two (32) to thirty-four (34). Kang and Nata Treasury Offices are anticipated to be fully functional in the financial year 2019/2020

● **E-Procurement Project**

To improve service delivery in line with the National e-Government Strategy, whose aim is to provide convenient and efficient electronic/online services to all, a decision has been made to implement an integrated e-Procurement System. This is an end-to-end system that automates all the procurement processes, from planning to disposal. The system is envisaged to be a one-stop-shop for all procurement related activities in Government (Central and Local), Parastatals and other Government-funded agencies.

The e-Procurement system will facilitate sharing of useful information amongst procuring entities for informed decision making, e.g. End of Activity reports available in the system for all users to assess the performance of suppliers. It can also contribute to increased market efficiency and cost savings through the use of 'Reverse Auction'; an online procurement method that creates a more competitive environment and encourages suppliers to outbid their competitors, and thereby reducing purchase prices, and saving funds for Government.

The invitation to tender (ITT) document was finalised, advertised, evaluation report completed and it is now awaiting adjudication.

- **E-Filing**

MFED collaborated with BURS to come up with a solution to ensure that public servants are able to e-file their tax returns without having to leave their workplaces, thus ensuring non-interruption of service delivery to the public. Furthermore, going forward, there would be reduction in printing costs due to non-printing of ITW8 for the civil servants. Public servants were able to use the e-filing facility in the just ended tax year.

- **E-Payslip**

MFED is working on reducing costs of printing monthly payslips for the civil servants by introducing an e-payslip. The e-payslip would also address concerns from civil servants in remote areas who do not receive their payslips on time. Final tests on the functionality are being conducted and the facility will be piloted in the February 2020 pay month.

7. CHALLENGES

In its pursuit of ensuring the establishment of modernised accounting system to improve productivity for provision of quality service delivery, MFED is still challenged in the following areas:

- **Public Finance Management Act**

The Public Finance Management Act enacted in 2011, is the supreme legislative instrument governing the management of public funds. In the period since the Act was enacted, it has been observed that it is not aligned to some pertinent pieces of legislation, including that of Local Authorities and State Owned Entities (Parastatals) thus hindering on delivery of some services. The PFMA also needs to be revised to support the transition to accrual accounting, and to ensure that the submission of financial data by public sector entities required to implement IPSAS is enshrined in the Law.

Compliance with IPSAS requires that entities which are controlled by Government submit their results for consolidation in Government-wide financial statements. To ensure that this

process is smooth, certain Parastatals and local authorities accounting policies (including year-end dates) will need to be changed, requiring revision to relevant establishing legislation.

- **Office and Residential Accommodation**

Inadequate office and staff accommodation at Headquarters and Treasury Offices is a matter of grave concern. Resources permitting, we continue to provide the bare minimum accommodation for staff, especially in semi-remote arrears.

- **Technical Expertise**

Reliance on other Ministries for services directly impacting on OAG performance; e.g. ICT and legal services.

- **Government Accounting and Budgeting System**

Government Accounting and Budgeting System was implemented as an Integrated Financial and Information Management System (IFMIS) in 2004. The oracle public sector module has been upgraded from Oracle version 11.5.10.2 to 12.1.3, which was completed in June 2018, to achieve desired efficiency by operating on an Oracle supported service requirement. Subsequent to the switchover, network faults leading to the slow performance and downtime of the system continue to be experienced.

The system needs to be reconfigured in order to equip Government with a robust accounting and reporting system that is able to support reforms in public financial management. The current Chart of Accounts (CoA), which defines the accounting and reporting parameters of Government is not suitable for IPSAS implementation, transitioning statistical reporting to an accrual basis, analysing recurrent expenditure components of Development Projects and enabling refinements to the budget process on a programme or performance basis. Hence, work is ongoing to develop an accrual compliant CoA.

- **Capacity Building**

Lack of requisite knowledge and skill sets for the transition to accrual basis of accounting may hamper progress if not addressed on time. As a result, the Office continues to enroll officers on capacity building exercise in the areas of International Public Sector Accounting Standards (IPSAS), Public Finance Management; Planning and Control, Cash Management, Public

Finance and Enterprise Risk Management. Technical skills to drive the Transition from Cash to Accrual Basis of Accounting project are slowly improving, despite the non-competitive salaries in the public sector and high mobility for those trained by Government.

- **Slow uptake of Information and Communications Technology (ICT) Systems**

Despite the rollout of ICT Systems, some Ministries and Departments are still encountering challenges in the usage of these systems, due to bandwidth and infrastructure constraints. However, the Office of Accountant General is in consultation with the Department of Information Technology (DIT) and the e-Gov Office to resolve these issues.

8. BUDGET OUT-TURN

The overall fiscal balance for the 2018/2019 financial year was a deficit of P8.88 billion. The financial year was characterised by a decrease in total revenues and grants and an increase in total expenditure and net lending compared to financial year 2017/2018.

Total revenues and grants amounted to P53.47 billion, a decrease of P4.76 billion or 8.21 percent from P58.23 billion in the revised budget. Customs and Excise revenue, mineral royalties and dividends and non-mineral income tax all performed satisfactorily; it was the underperformance in Bank of Botswana revenue, mineral tax and Value Added Tax (VAT), which turned out to have a significant effect on the overall deficit.

Furthermore, the deficit was also due to increased spending, where additional funds of P120.41 million were provided to cater for the supplementary budget requests during the 2018/2019 financial year.

9. GENERAL INFORMATION ON PRESENTATION OF ANNUAL FINANCIAL STATEMENTS

(a) Accounting and Reporting

The Office of Accountant General continues to provide accounting and financial reporting services to Line Ministries and Independent Departments. Ministries are regularly kept abreast with the existing accounting and financial reporting standards, both regionally and internationally, through collaboration with organisations such as the East and Southern African Association of Accountants General (ESAAG) and International Federation of Accountants (IFAC).

(b) Accounting Basis

The accounts have been prepared using the modified Cash Basis of Accounting, where revenue is recognised when cash is received and expenditure recorded only when cash is paid. The basis is described as “modified” because the ASA, for statutory reasons, includes a number of below the line accounts, such as debt and arrears of revenue, which would normally be part of accrual based accounts and not included under cash accounting.

(c) Functional Currency

The Annual Statements of Accounts for the Botswana Government are presented in Botswana Pula. All figures are rounded to the nearest thousand, except where otherwise indicated.

(d) Foreign Currencies

Transactions in foreign currencies are converted into functional currency of “Pula” using the exchange rate prevailing at the date of the transaction. Gains and losses arising from these transactions are accounted for as and when they occur. The Foreign Exchange Stabilization Reserve Fund is used to allow gains on foreign exchange transactions to be set off against losses and thus reduce the consequences of large fluctuations arising from such transactions.

(e) Employee Benefits

➤ Gratuities

Employees working on contract are entitled to gratuity at the end of each term, in line with terms of contract. This will

normally be budgeted for, on annual basis.

➤ **Pension**

Since 2001, Government has introduced a defined contribution Public Officers Pension Fund, where the Government contributes 15% of the pensionable earnings, whilst the employees contribute 5% of their pensionable earnings. This is in accordance with the Retirement Funds Act.

➤ **Medical Aid**

Government has an optional medical aid scheme for its employees. Members are allowed to choose from three comprehensive benefit options namely; Standard, High and Premium Benefit. Government and Employee both contribute 50% each of the total amount per benefit. The scheme allows members to cover their family members within the guidelines provided.

(f) **Deposits Accounts**

Deposit accounts are statements showing monies held by the Government on behalf of third parties. Deposits unclaimed for five years shall be paid into the Consolidated Fund in line with Section 17(5) of the Public Finance Management Act. Money held under deposit accounts shall be refunded or paid as the case may be to a person claiming the same if such person proves that they are entitled to be refunded or paid.

(g) **Unallocated Stores**

The stock is valued at standard cost. All items including machinery have since been decentralised to Line Ministries and Independent Departments.

(h) **Funding Structure**

The Government operates broadly four types of funds. These are;

i) **Consolidated Fund**

This Fund consists of all revenues raised or received for purposes and benefit of the Government of Botswana. This excludes revenues or other monies that are payable by or under any law into some special funds established for specific purpose.

ii) **Development Fund**

The Fund includes any monies appropriated by law from the Consolidated Fund to finance, among others, various Government developmental expenditures. The Fund also includes monies received from proceeds of loans raised by the Government and grants made to the Government for purposes of expenditure on development and other Government projects, and reimbursement of expenditure under any project.

iii) **Contingencies Fund**

The Fund was established mainly to enable advances for urgent and unforeseen circumstances for which no other provision exists or has been made, where such expenditure could not be delayed or postponed for various reasons. The monies under this Fund are also appropriated from the Consolidated Fund in accordance with applicable provisions of the PFM Act.


iv) **Special Funds**

These are Funds of public revenues established by any written law for some specific purpose, or any trust fund held by the Government, and any fund created by the Minister in exercise of powers conferred upon him by section 38 of the Public Finance Management Act. There are three types of Special Funds that can be created: (i) through any written law; (ii) by deed of trust; and (iii) through a Fund Order. Regardless of the type, collectively all Special Funds are implemented through a Statutory Instrument, known as a Fund Order.

10. **CONCLUSION**

In conclusion, I would like to express my sincere gratitude to the OAG staff who were not discouraged by the challenges that prevented submission of accounts within the statutory timeline, instead they persevered to ensure that 2018/2019 Annual Statements of Accounts are rectified and submitted for audit. Furthermore, I am also thankful to the line Ministries/ Departments who have supported OAG to successfully finalise the Annual Statements of Accounts. Last, I wish to appreciate the steadfast support received by the Office of Accountant General from the Ministry, the Permanent Secretary and the Honorable Minister in MFED.

Emma A. Peloetletse

A handwritten signature in black ink, appearing to read 'Emma A. Peloetletse', written over a horizontal line.

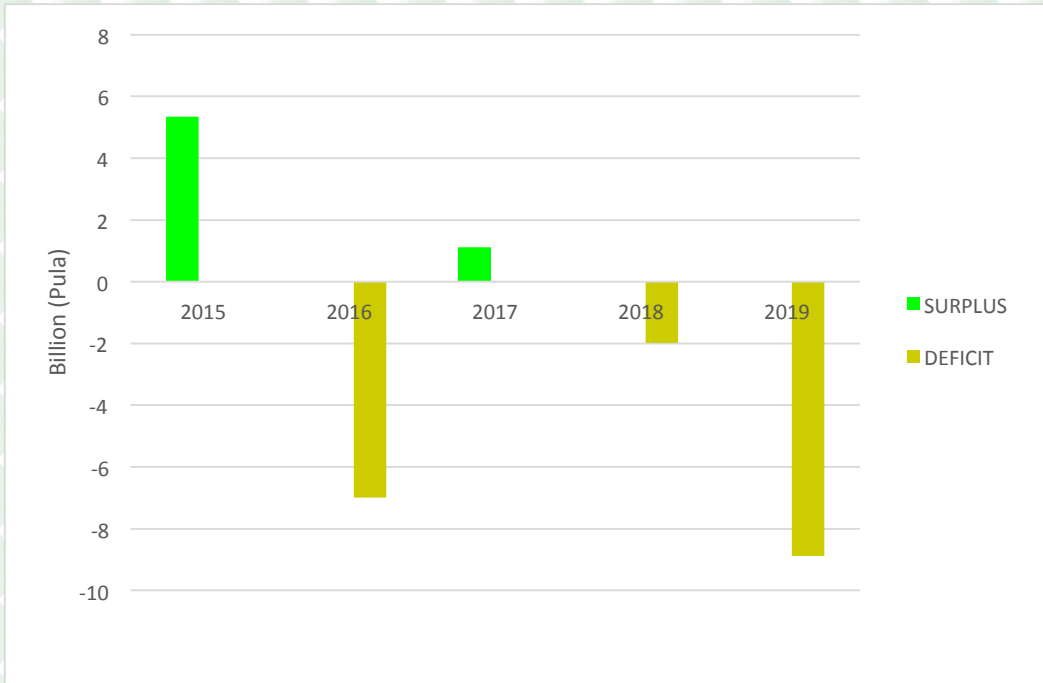
ACCOUNTANT GENERAL

CONSOLIDATED CASHFLOW

The Consolidated Cash Flow Statement shows the total revenues and grants against expenditures and the net lending and the subsequent deficit or surplus. The financing part outlines how the deficit incurred was ultimately financed. The report presentation is consistent with the International Monetary Fund (IMF) and Government Finance Statistics Manual (GFSM) of 1986.

The graphical presentation shows deficits incurred in 2016, 2018 and 2019 whilst 2015 and 2017 financial years indicates surplus.

SURPLUS / DEFICIT FOR THE LAST FIVE YEARS



CONSOLIDATED CASH FLOW PRESENTATION FOR THE YEAR ENDED 31ST MARCH 2019

The following presentation consolidates the Central Government operation netting out inter-fund transfers . The structure of the report is broadly consistent with the Economic Classification set out in 1986 International Monetary Fund's manual on Government Finance Statistics.

	Pula Million	
	This Year	Previous Year
Total Revenue and Grants	53,470.09	56,411.05
Tax Revenue	37,768.76	39,884.40
Mineral Tax	5,179.30	5,578.49
Customs Revenue	14,788.52	17,864.38
Non-Mineral Income Tax	9,900.10	8,200.26
Export Duties	1.64	2.18
Taxes on Property	67.81	56.76
Taxes on Motor Vehicles	452.36	400.35
Business and Professional Licences	4.93	5.62
VAT	7,374.10	7,776.36
Non Tax Revenue	15,623.40	16,155.16
Property Income	856.76	1,680.51
Fees,Charges and Sundry	1,310.74	1,236.13
Sale of Property	44.88	78.16
Mineral Royalties & Dividends	13,288.40	13,107.85
Interest of which	122.62	52.51
PDSF	116.65	29.41
Other	5.97	23.10
Grants	77.93	371.49
Recurrent	1.44	181.85
Development	76.49	189.64
Expenditures And Net Lending	62,350.61	58,392.94
Personal Emoluments	19,218.27	18,322.65
Pensions, gratuities, etc	2,866.80	2,745.77
Grants & Subventions	13,301.51	12,191.68
Other Charges	10,800.98	9,312.52
Public Debt Interest	1,090.90	989.52
Development Expenditure	15,454.30	14,745.84
PDSF Loans	230.00	148.26
Repayment of Loans of which	-612.15	-63.30
PDSF	-402.42	-46.58
OTHER (DF)	-209.73	-16.72
Overall Surplus/Deficit (-)	-8,880.52	-1,981.89
of which Recurrent Budget Surplus/Deficit	-12,789.66	-2,611.73
Financing	8,880.52	1,981.89
External loans	350.39	534.34
Internal Loans	4,003.71	3,988.14
less Amortisation (External)	-1,375.75	-1,326.05
less Amortisation (Internal)	-3,381.46	-2,277.61
IMF Transactions	-44.85	116.40
Other Financing	-4,092.42	71.66
Change in Cash Balances(1)	13,420.90	875.01

Note:

(1) Minus (-) denotes an increase in cash balances

CONSOLIDATED CASH FLOW PRESENTATION FOR THE YEAR ENDED 31ST MARCH 2019

Balancing the Cash Flow with Government Balance Sheet

RECURRENT REVENUES

Recurrent Revenue = Total Revenue and Grants - PDSF/RSF interest + Other (Repayments of Loans)
- Development Grants

RECURRENT EXPENDITURE

Recurrent Expenditure = Personal Emoluments + Pensions and Gratuities + Other Charges + Grants & Subventions
+ Public Debt Interest + Amortization (external + internal) + IMF Transactions

DEVELOPMENT EXPENDITURE

Development Expenditure = Development Expenditure + Development Fund Loans + Purchase of Equity

RECURRENT BUDGET SURPLUS

Recurrent Budget Surplus = Recurrent Revenue (Balance Sheet Figure) - Recurrent Expenditure (Balance Sheet Figure)

FUNCTIONAL CLASSIFICATION

The Functional Classification of Expenditure Statement classifies expenditure according to functions of government. For example, the Education Sector includes all budgets and expenditures relating to education even those not falling within the Ministries of Basic and Tertiary Education (Statement 3) while health expenditure in all ministries fall under the Health Sector in this statement.

The report presentation also follows the IMF Government Finance Statistics manual of 1986.

FUNCTIONAL CLASSIFICATION OF EXPENDITURE AND NET LENDING FOR YEAR ENDED 31ST MARCH 2019

This abridged Classification is based on the functional structure contained in the 1986 International Monetary Fund's Manual on Government Finance Statistics. It covers all Government Outlays including loans from the Public Debt Service Fund (PDSF) and development Fund Loans.

	This Year	Previous Year
1.General Public Services	11,295.59	9,997.96
Recurrent	9,729.79	8,633.26
Development	1,565.80	1,364.70
2.Defence	5,449.61	5,078.67
Recurrent	3,302.39	2,900.66
Development	2,147.22	2,178.01
3.Education	13,952.86	13,174.07
Recurrent	13,296.61	12,403.68
Development	656.25	770.39
4.Health	7,438.49	7,137.45
Recurrent	7,052.68	6,774.62
Development	391.03	367.65
Less Repayments	-5.22	-4.82
5.Food Social Welfare Programs	2,449.25	2,551.43
Recurrent	1,144.43	1,134.66
Development	1,304.81	1,416.77
6.Housing,Urban and Regional Development	2,486.38	1,939.25
Recurrent	1891.56	1549.82
Development	641.19	433.53
Less Repayments	-46.37	-44.10
7.Other Community & Social Services	1,912.97	1,881.29
Recurrent	1,727.65	1,636.33
Development	185.32	244.96
8. Economic Services	11,946.65	11,513.90
Recurrent	3,714.53	3,410.20
Development	8,562.68	7,969.82
PDSF Loans	230.00	148.26
Less Repayments	-560.56	-14.38
8.2 of which Agric., Forestry & Fishing	2,217.22	2,019.49
Recurrent	1,185.72	1,061.47
Development	1,577.65	958.01
Less Repayments	-546.15	0.00

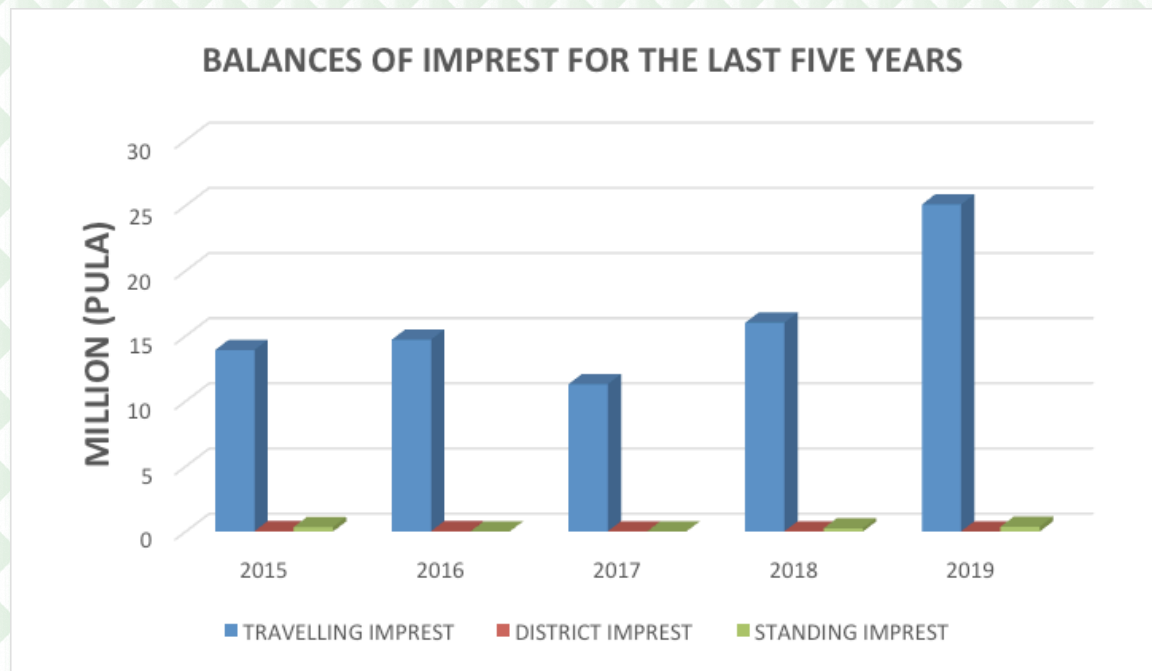
**FUNCTIONAL CLASSIFICATION OF EXPENDITURE AND
NET LENDING FOR YEAR ENDED 31ST MARCH 2019**

	This Year	Previous Year
8.3 Mining	348.97	939.93
Recurrent	348.69	269.98
Development	0.28	521.69
PDSF Loans	0.00	148.26
8.4 Electricity and Water Supply	4,315.07	4,800.88
Recurrent	145.11	142.33
Development	4,172.32	4,660.89
Less Repayments	-2.36	-2.34
8.5 Roads	1,983.23	1,824.68
Recurrent	481.64	464.00
Development	1,501.59	1,360.68
8.1,8.6-11 Other	3,082.16	1,928.93
Recurrent	1,553.37	1,472.42
Development	1,310.84	468.55
PDSF Loans	230.00	0.00
Less Repayments	-12.05	-12.04
9.Unallocated Expenditure	5,418.82	5,118.92
Public Debt Interest	1,090.90	989.52
Deficit Grants-Recurrent	4,327.92	4,129.41
TOTAL EXPENDITURE & NET LENDING	62,350.62	58,392.94
Recurrent	47,278.46	43,562.14
Development	15,454.30	14,745.84
PDSF Loans	230.00	148.26
Less Repayments	-612.15	-63.30

IMPREST BALANCES

Imprest is monies advanced to government employees and stakeholders on official duty outside their stations for travelling expenses incurred on trips. This is in line with Financial Procedure 702.

There are various types of imprest as indicated in the pictorial below. These are; Travelling, District and Standing imprest depending on their usage.



STATEMENT INDICATING BALANCES OF IMPREST AS AT 31ST MARCH 2019

(Figures in Pula)

Ministry	Travelling Imprest	District Imprest	Standing Imprest	Total
Parliament	52,859			52,859
Ministry of Presidential Affairs, Governance and Public Administration	2,723,481		11,996	2,735,477
Ministry of Finance and Economic Development	873,555		(36,198)	837,357
Ministry of Nationality, Immigration and Gender Affairs	92,177			92,177
Ministry of Agricultural Development and Food Security	592,910			592,910
Ministry of Basic Education	3,725,502			3,725,502
Ministry of Investment, Trade and Industry	108,745			108,745
Ministry of Local Government and Rural Development	929,030			929,030
Ministry of Mineral Resources, Green Technology and Energy Security	487,623			487,623
Ministry of Health and Wellness	7,497,595			7,497,595
Administration of Justice	460,983	18,699		479,682
Attorney General's Chambers	1,142,558			1,142,558
Office of the Auditor General	91,823			91,823
Ministry of International Affairs and Cooperation	424,682		209,887	634,569
Independent Electoral Commission	196,560			196,560
Office of the Ombudsman	64,998			64,998
Ministry of Land Management, Water and Sanitation Services	1,136,123			1,136,123
Ministry of Environment, Natural Resources Conservation and Tourism	823,083			823,083
Industrial Court	(77,222)			(77,222)
Ministry of Youth Empowerment, Sport and Culture Development	350,404			350,404
Ministry of Infrastructure and Housing Development	523,922			523,922
Ministry of Transport and Communications	368,145			368,145
Ministry of Defence, Justice and Security	4,196,294		185,983	4,382,278
Ministry of Employment, Labour Productivity and Skills Development	110,842			110,842
Ministry of Tertiary Education, Research, Science and Technology	118,942			118,942
General Ledger & Subledger Difference	(1,929,345)			(1,929,345)
Total	25,086,270	18,699	371,669	25,476,638

STATEMENT INDICATING OUTSTANDING AND NON-MOVING IMPREST AS AT 31ST MARCH 2019

(Figures in Pula)

Ministry	Travelling Imprest				District Imprest			
	Total		Non-Moving		Total		Non-Moving	
	No.	Amount (P)	No.	Amount (P)	No.	Amount (P)	No.	Amount (P)
Parliament	13	52,859	1	(9,301)				
Ministry of Presidential Affairs, Governance and Public Administration	335	2,723,481	15	31,106				
Ministry of Finance and Economic Development	102	873,555	10	58,809				
Ministry of Nationality, Immigration and Gender Affairs	43	92,177	5	173				
Ministry of Agricultural Development and Food Security	209	592,910	49	83,115				
Ministry of Basic Education	810	3,725,502	169	480,422				
Ministry of Investment, Trade and Industry	55	108,745	2	(18,767)				
Ministry of Local Government and Rural Development	260	929,030	17	25,677				
Ministry of Mineral Resources, Green Technology and Energy Security	92	487,623	6	(5,132)				
Ministry of Health and Wellness	857	7,497,595	198	1,290,161				
Administration of Justice	78	460,983	10	27,086	2	18,699	2	18,699
Attorney General's Chambers	103	1,142,558	8	63,242				
Office of the Auditor General	12	91,823	1	29,288				
Ministry of International Affairs and Cooperation	66	424,682	10	86,785				
Independent Electoral Commission	24	196,560	1	1,473				
Office of the Ombudsman	4	64,998	-	-				
Ministry of Land Management, Water and Sanitation Services	146	1,136,123	10	80,234				
Ministry of Environment, Natural Resources Conservation and Tourism	127	823,083	12	13,408				
Industrial Court	12	(77,222)	5	7,896				
Ministry of Youth Empowerment, Sport and Culture Development	93	350,404	12	23,012				
Ministry of Infrastructure and Housing Development	123	523,922	7	26,322				
Ministry of Transport and Communications	129	368,145	11	(25,628)				
Ministry of Defence, Justice and Security	458	4,196,294	32	200,377				
Ministry of Employment, Labour Productivity and Skills Development	56	110,842	6	902				
Ministry of Tertiary Education, Research, Science and Technology	23	118,942	2	304				
General Ledger and Sub-Ledger Variance		(1,929,345)						
Total	4,230	25,086,270	599	2,470,966	2	18,699	2	18,699

STATEMENT 1

STATEMENT OF ASSETS AND LIABILITIES

This statement comprises of financial assets and liabilities and related obligations. However, it should be noted that the statement does not include fixed assets as is the case with normal corporate's statement of financial position. This is because Government of Botswana prepares its financial statements using a modified cash basis of accounting; Efforts are underway to migrate from modified cash basis to International Public Sector Accounting Standards (IPSAS) accrual basis of accounting.


REPUBLIC OF BOTSWANA

STATEMENT OF ASSETS AND LIABILITIES AS AT 31ST MARCH 2019

			(Amount P'000)	
CONSOLIDATED FUND	Statement No.		This Year	Previous Year
Balance as at 1st April		-15 000 648		-12 388 915
Revenue for year	2	57 490 439		60 196 857
Expenditure for year	3	-70 280 100		-62 808 590
Balance		-12 789 661		
			-27 790 309	-15 000 648
DEVELOPMENT FUND	4			
Revenue for year	5	15 454 299		14 745 845
Expenditure for year	6	-15 454 299		-14 745 845
Unspent Deposits	12	16 957 958		14 113 610
			16 957 958	14 113 610
CONTINGENCIES FUND	20		10 000	10 000
BOB PULA FUND SHARE OF RESERVES				
Retained Income		5 375 466	5 375 466	5 405 782
SPECIAL FUNDS	9 & 10		7 748 875	6 960 560
DEPOSITS	14		1 532 255	1 208 841
			3 834 246	12 698 145
REPRESENTED BY :				
Cash in Hand and at Banks	16		-1 653 462	7 933 478
Investments Special Funds	8		3 938 348	3 186 243
Advances	15		1 523 884	1 562 125
Imprests			25 477	16 299
			3 834 246	12 698 145

DATE:

18/12/2019.


 Emma A. Peloetletse
 ACCOUNTANT GENERAL

The above statement does not include the items shown below:

			(Amount P'000)	
PUBLIC LIABILITIES				
Public Debt	(Statement 11)		26 015 723	24 472 198
Contingent Liabilities	(Statement 17)		8 666 531	8 521 571
PUBLIC ASSETS				
Loans made by Government	(Statement 13)		58 732	265 939
Assets held in Commercial Undertakings	(Statement 18)		44 183 324	37 504 737
Arrears of Revenue	(Statement 19)		147 880	424 578

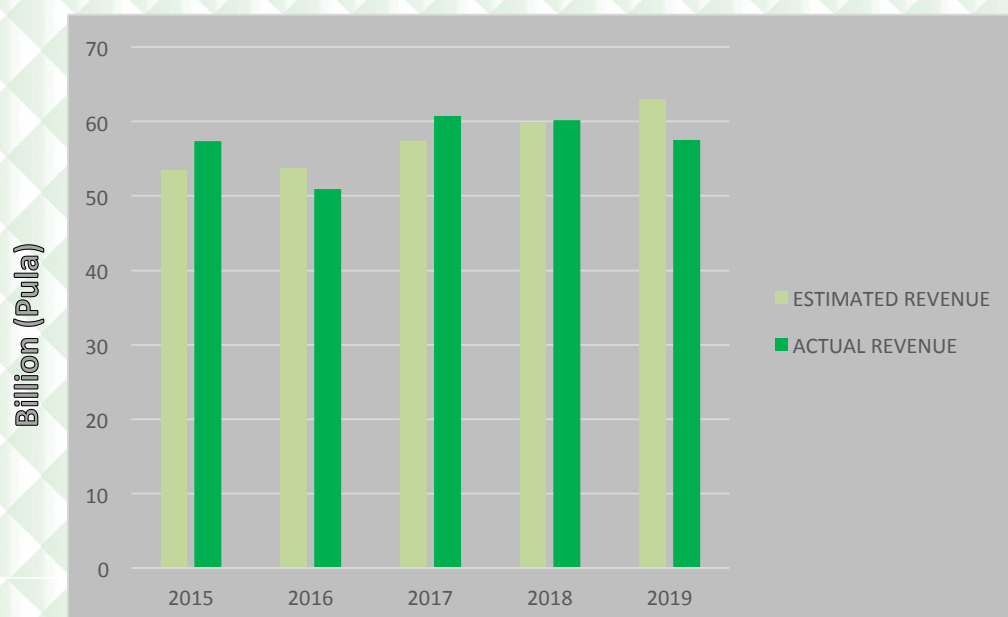
STATEMENT 2

STATEMENT OF RECURRENT REVENUE

The statement shows revenues collected by each Ministry/Department within the reporting financial period matched against the estimated revenue collection for the same period.

The graph below depicts the trend of revenue collection in the last five financial years.

REVENUE COLLECTION



STATEMENT 2 DETAILS OF RECURRENT REVENUE FOR THE YEAR ENDED 31ST MARCH 2019		
INDEX	DESCRIPTION	PAGE
0100	Parliament	15
0200	Ministry of Presidential Affairs, Governance and Public Administration	16
0300	Ministry of Finance and Economic Development	21
0400	Ministry of Nationality, Immigration and Gender Affairs	25
0500	Ministry of Agricultural Development and Food Security	27
0600	Ministry of Basic Education	31
0700	Ministry of Investment, Trade and Industry	37
0800	Ministry of Local Government and Rural Development	40
1000	Ministry of Mineral Resources, Green Technology and Energy Security	44
1100	Ministry of Health and Wellness	46
1200	Administration of Justice	49
1300	Attorney General's Chambers	50
1400	Office of the Auditor General	51
1500	Ministry of International Affairs and Cooperation	52
1600	Independent Electoral Commission	62
1700	Office of the Ombudsman	63
1800	Ministry of Land Management, Water and Sanitation Services	64
2000	Ministry of Environment, Natural Resources Conservation and Tourism	68
2100	Industrial Court	74
2200	Ministry of Youth Empowerment, Sport and Culture Development	75
2300	Ministry of Infrastructure and Housing Development	77
2400	Ministry of Transport and Communications	79
2500	Ministry of Defence, Justice and Security	84
2600	Ministry of Employment, Labour Productivity and Skills Development	88
2700	Ministry of Tertiary Education, Research, Science and Technology	90

SUMMARY OF RECURRENT REVENUE FOR THE YEAR ENDED 31ST MARCH 2019

MINISTRY	DETAILS	ESTIMATED REVENUE		ACTUAL REVENUE		UNDER THE ESTIMATE		OVER THE ESTIMATE	
		P	P	P	P	P	P	P	P
0100	Parliament	67,700	62,171	5,529	0				
0200	Ministry of Presidential Affairs, Governance and Public Administration	56,691,080	56,305,975	385,105	0				
0300	Ministry of Finance and Economic Development	47,218,737,740	42,814,925,829	4,403,811,911	0				
0400	Ministry of Nationality, Immigration and Gender Affairs	139,710,050	76,912,576	62,797,474	0				
0500	Ministry of Agricultural Development and Food Security	10,019,880	8,046,284	1,973,596	0				
0600	Ministry of Basic Education	22,099,580	20,149,491	1,950,089	0				
0700	Ministry of Investment, Trade and Industry	41,161,030	45,006,510	0	3,845,480				
0800	Ministry of Local Government and Rural Development	1,092,100	37,725,863	0	36,633,763				
1000	Ministry of Mineral Resources, Green Technology and Energy Security	14,234,740,200	13,292,049,577	942,690,623	0				
1100	Ministry of Health and Wellness	18,888,440	16,141,380	2,747,060	0				
1200	Administration of Justice	96,884,960	23,445,448	73,439,512	0				
1300	Attorney General's Chambers	1,289,620	1,795,452	0	505,832				
1400	Office of the Auditor General	525,500	1,366,609	0	841,109				
1500	Ministry of International Affairs and Cooperation	5,646,060	8,760,807	0	3,114,747				
1600	Independent Electoral Commission	32,010	317,642	0	285,632				
1700	Office of the Ombudsman	18,020	23,213	0	5,193				
1800	Ministry of Land Management, Water and Sanitation Services	111,805,210	111,819,123	0	13,913				
2000	Ministry of Environment, Natural Resources Conservation and Tourism	54,488,590	60,548,875	0	6,060,285				
2100	Industrial Court	140,000	258,284	0	118,284				
2200	Ministry of Youth Empowerment, Sport and Culture Development	4,157,730	5,244,026	0	1,086,296				
2300	Ministry of Infrastructure and Housing Development	118,268,600	98,952,053	19,316,547	0				
2400	Ministry of Transport and Communications	773,298,810	748,212,475	25,086,335	0				
2500	Ministry of Defence, Justice and Security	19,897,350	12,248,184	7,649,166	0				
2600	Ministry of Employment, Labour Productivity and Skills Development	31,471,890	30,348,692	1,123,198	0				
2700	Ministry of Tertiary Education, Research, Science and Technology	29,391,930	19,772,511	9,619,419	0				
TOTAL		62,990,524,080	57,490,439,051	5,552,595,563	52,510,534				
NET UNDER		5,500,085,029							

DETAILS OF RECURRENT REVENUE FOR THE YEAR ENDED 31ST MARCH, 2019

(Figures in Pula)

MIN DEPT	DETAILS	ESTIMATED REVENUE	ACTUAL REVENUE	UNDER THE ESTIMATE	OVER THE ESTIMATE
PARENT A/C					
CHILD A/C					
0100	PARLIAMENT				
0101	National Assembly				
23010	Sale of Goods & Services				
	23066 Sale of Tender Documents	25,000	36,575	0	11,575
	23083 Sale of Souvenirs	20,000	14,885	5,115	0
	Total Parent Account 23010	45,000	51,460	5,115	11,575
23210	Other Fees and Charges				
	23306 Private Telephone Charges - Revenue	10,000	4,296	5,704	0
	23329 Sundry Receipts	10,000	2,187	7,813	0
	Total Parent Account 23210	20,000	6,482	13,518	0
23680	Other Revenue				
	23681 Recovery of Arrears of Revenue	2,200	3,704	0	1,504
	Total Parent Account 23680	2,200	3,704	0	1,504
24110	Sale of Fixed Capital				
	24113 Sales of Empty Containers	500	525	0	25
	Total Parent Account 24110	500	525	0	25
	Department Total	67,700	62,171	18,633	13,104
	TOTAL MINISTRY 0100	67,700	62,171	18,633	13,104
				NET UNDER	5,529

DETAILS OF RECURRENT REVENUE FOR THE YEAR ENDED 31ST MARCH, 2019

(Figures in Pula)

MIN DEPT	DETAILS	ESTIMATED REVENUE	ACTUAL REVENUE	UNDER THE ESTIMATE	OVER THE ESTIMATE
PARENT A/C					
CHILD A/C					
0200	MINISTRY OF PRESIDENTIAL AFFAIRS, GOVERNANCE AND PUBLIC ADMINISTRATION				
0201	State House				
23210	Other Fees and Charges				
	23306 Private Telephone Charges - Revenue	5,000	900	4,100	0
	23329 Sundry Receipts	10	0	10	0
	Total Parent Account 23210	5,010	900	4,110	0
23680	Other Revenue				
	23681 Recovery of Arrears of Revenue	5,000	4,530	470	0
	Total Parent Account 23680	5,000	4,530	470	0
	Department Total	10,010	5,430	4,580	0
0202	Office Of The President				
23010	Sale of Goods & Services				
	23066 Sale of Tender Documents	150,000	242,606	0	92,606
	Total Parent Account 23010	150,000	242,606	0	92,606
23210	Other Fees and Charges				
	23247 Directors Fees- Revenue	15,000	0	15,000	0
	23306 Private Telephone Charges - Revenue	200,000	180,202	19,798	0
	23329 Sundry Receipts	50,000	276,126	0	226,126
	23332 Surcharges Recovered	0	2,005	0	2,005
	Total Parent Account 23210	265,000	458,333	34,798	228,131
23680	Other Revenue				
	23681 Recovery of Arrears of Revenue	100,000	58,072	41,928	0
	Total Parent Account 23680	100,000	58,072	41,928	0
24110	Sale of Fixed Capital				
	24112 Sales of Government Furniture	0	50,059	0	50,059
	24113 Sales of Empty Containers	800	780	20	0
	Total Parent Account 24110	800	50,839	20	50,059
	Department Total	515,800	809,849	76,746	370,795

DETAILS OF RECURRENT REVENUE FOR THE YEAR ENDED 31ST MARCH, 2019

(Figures in Pula)

MIN DEPT	DETAILS	ESTIMATED REVENUE	ACTUAL REVENUE	UNDER THE ESTIMATE	OVER THE ESTIMATE
PARENT A/C					
CHILD A/C					
0200	MINISTRY OF PRESIDENTIAL AFFAIRS, GOVERNANCE AND PUBLIC ADMINISTRATION				
0203	Directorate Of Public Service Management				
22710	Rent of Buildings & Equipment				
	22731 Rental for facilities	0	24,000	0	24,000
	Total Parent Account 22710	0	24,000	0	24,000
23010	Sale of Goods & Services				
	23014 Electricity Charges- Revenue	12,000	9,925	2,075	0
	23066 Sale of Tender Documents	20,000	18,321	1,679	0
	Total Parent Account 23010	32,000	28,246	3,754	0
23210	Other Fees and Charges				
	23247 Directors Fees- Revenue	5,000	0	5,000	0
	23268 Hostel Charges- Revenue	30,000	0	30,000	0
	23306 Private Telephone Charges - Revenue	70,110	26,605	43,505	0
	23329 Sundry Receipts	10	10,925	0	10,915
	23339 Water Charges - Revenue	6,000	5,000	1,000	0
	Total Parent Account 23210	111,120	42,530	79,505	10,915
23510	Fines & Forfeits				
	23511 Bond Offenders - Revenue	3,000	0	3,000	0
	Total Parent Account 23510	3,000	0	3,000	0
23680	Other Revenue				
	23681 Recovery of Arrears of Revenue	25,000	24,396	604	0
	Total Parent Account 23680	25,000	24,396	604	0
24110	Sale of Fixed Capital				
	24112 Sales of Government Furniture	15,000	19,160	0	4,160
	24113 Sales of Empty Containers	300	0	300	0
	Total Parent Account 24110	15,300	19,160	300	4,160
	Department Total	186,420	138,332	87,163	39,075

DETAILS OF RECURRENT REVENUE FOR THE YEAR ENDED 31ST MARCH, 2019

(Figures in Pula)

MIN DEPT	DETAILS	ESTIMATED REVENUE	ACTUAL REVENUE	UNDER THE ESTIMATE	OVER THE ESTIMATE
PARENT A/C					
CHILD A/C					
0200	MINISTRY OF PRESIDENTIAL AFFAIRS, GOVERNANCE AND PUBLIC ADMINISTRATION				
0215	Department Of Information Services				
23010	Sale of Goods & Services				
	23011 Advertising Income	15,000,000	19,974,320	0	4,974,320
	23024 Publications Photographs	20,000	114,677	0	94,677
	23047 Sale of Kutlwano	200,000	71,957	128,043	0
	23066 Sale of Tender Documents	5,000	5,148	0	148
	Total Parent Account 23010	15,225,000	20,166,101	128,043	5,069,144
23210	Other Fees and Charges				
	23306 Private Telephone Charges - Revenue	60,000	91,691	0	31,691
	23329 Sundry Receipts	10	71,030	0	71,020
	23332 Surcharges Recovered	0	5,039	0	5,039
	Total Parent Account 23210	60,010	167,760	0	107,750
24110	Sale of Fixed Capital				
	24113 Sales of Empty Containers	400	530	0	130
	Total Parent Account 24110	400	530	0	130
	Department Total	15,285,410	20,334,391	128,043	5,177,024
0216	Department Of Broadcasting Services				
22710	Rent of Buildings & Equipment				
	22731 Rental for facilities	10,000	68,265	0	58,265
	Total Parent Account 22710	10,000	68,265	0	58,265
23010	Sale of Goods & Services				
	23011 Advertising Income	24,000,000	17,991,060	6,008,940	0
	23066 Sale of Tender Documents	90,000	111,789	0	21,789
	23072 Sales of Footage	50,000	37,700	12,300	0
	23078 Sale of Branded Merchandise	1,000	3,294	0	2,294
	Total Parent Account 23010	24,141,000	18,143,842	6,021,240	24,083
23210	Other Fees and Charges				
	23306 Private Telephone Charges - Revenue	300,000	208,328	91,672	0
	23329 Sundry Receipts	10	39,652	0	39,642
	Total Parent Account 23210	300,010	247,980	91,672	39,642
23680	Other Revenue				
	23681 Recovery of Arrears of Revenue	3,000	0	3,000	0
	Total Parent Account 23680	3,000	0	3,000	0
24110	Sale of Fixed Capital				
	24112 Sales of Government Furniture	0	20,975	0	20,975
	24113 Sales of Empty Containers	400	0	400	0
	Total Parent Account 24110	400	20,975	400	20,975
	Department Total	24,454,410	18,481,062	6,116,312	142,965

DETAILS OF RECURRENT REVENUE FOR THE YEAR ENDED 31ST MARCH, 2019

(Figures in Pula)

MIN DEPT	DETAILS	ESTIMATED REVENUE	ACTUAL REVENUE	UNDER THE ESTIMATE	OVER THE ESTIMATE
PARENT A/C					
CHILD A/C					
0200	MINISTRY OF PRESIDENTIAL AFFAIRS, GOVERNANCE AND PUBLIC ADMINISTRATION				
0217	Department Of Government Printing And Publishing Services				
23010	Sale of Goods & Services				
	23066 Sale of Tender Documents	2,000	12,497	0	10,497
	Total Parent Account 23010	2,000	12,497	0	10,497
23210	Other Fees and Charges				
	23301 Printing and Stationery Receipts	4,500,000	5,023,222	0	523,222
	23302 Printing Charges - Revenue	11,500,000	11,177,075	322,925	0
	23306 Private Telephone Charges - Revenue	20,000	16,712	3,288	0
	23329 Sundry Receipts	10	70	0	60
	23332 Surcharges Recovered	0	711	0	711
	Total Parent Account 23210	16,020,010	16,217,789	326,213	523,992
24110	Sale of Fixed Capital				
	24112 Sales of Government Furniture	5,000	12,648	0	7,648
	24113 Sales of Empty Containers	20,000	29,513	0	9,513
	Total Parent Account 24110	25,000	42,161	0	17,161
	Department Total	16,047,010	16,272,446	326,213	551,649
0219	National Strategy Office				
23010	Sale of Goods & Services				
	23066 Sale of Tender Documents	5,000	2,340	2,660	0
	Total Parent Account 23010	5,000	2,340	2,660	0
23210	Other Fees and Charges				
	23306 Private Telephone Charges - Revenue	30,000	31,014	0	1,014
	23329 Sundry Receipts	10	30,040	0	30,030
	Total Parent Account 23210	30,010	61,054	0	31,044
23680	Other Revenue				
	23681 Recovery of Arrears of Revenue	2,000	0	2,000	0
	Total Parent Account 23680	2,000	0	2,000	0
	Department Total	37,010	63,394	4,660	31,044

DETAILS OF RECURRENT REVENUE FOR THE YEAR ENDED 31ST MARCH, 2019

(Figures in Pula)

MIN DEPT	DETAILS	ESTIMATED REVENUE	ACTUAL REVENUE	UNDER THE ESTIMATE	OVER THE ESTIMATE
PARENT A/C					
CHILD A/C					
0200	MINISTRY OF PRESIDENTIAL AFFAIRS, GOVERNANCE AND PUBLIC ADMINISTRATION				
0220	Directorate On Corruption And Economic Crime				
23010	Sale of Goods & Services				
	23066 Sale of Tender Documents	20,000	16,862	3,138	0
	Total Parent Account 23010	20,000	16,862	3,138	0
23210	Other Fees and Charges				
	23212 Accident Damage Recoveries- Revenue	0	1,234	0	1,234
	23306 Private Telephone Charges - Revenue	65,000	76,251	0	11,251
	23329 Sundry Receipts	0	17,833	0	17,833
	Total Parent Account 23210	65,000	95,318	0	30,318
23680	Other Revenue				
	23681 Recovery of Arrears of Revenue	0	16,014	0	16,014
	Total Parent Account 23680	0	16,014	0	16,014
	Department Total	85,000	128,195	3,138	46,333
0221	Directorate On Intelligence And Security				
23210	Other Fees and Charges				
	23306 Private Telephone Charges - Revenue	70,010	43,912	26,098	0
	23329 Sundry Receipts	0	28,963	0	28,963
	Total Parent Account 23210	70,010	72,875	26,098	28,963
	Department Total	70,010	72,875	26,098	28,963
TOTAL MINISTRY	0200	56,691,080	56,305,975	6,772,953	6,387,847
			NET UNDER		385,105

DETAILS OF RECURRENT REVENUE FOR THE YEAR ENDED 31ST MARCH, 2019

(Figures in Pula)

MIN DEPT	DETAILS	ESTIMATED REVENUE	ACTUAL REVENUE	UNDER THE ESTIMATE	OVER THE ESTIMATE
PARENT A/C					
CHILD A/C					
0300	MINISTRY OF FINANCE AND ECONOMIC DEVELOPMENT				
0301	Headquarters (Mfed)				
21190	Income Tax - BURS				
	21191 Withholding Tax	2,347,719,710	2,059,210,340	288,509,370	0
	21193 Income Tax Deducted Tax	6,018,066,570	5,348,960,559	669,106,011	0
	21194 Income Tax Assessed Tax	8,384,969,380	7,660,755,948	724,213,432	0
	21196 Income Tax Capital Transfer Tax	7,944,340	10,525,715	0	2,581,375
	Total Parent Account 21190	16,758,700,000	15,079,452,563	1,681,828,813	2,581,375
21410	Business & Professional Services				
	21429 Clearance/Warehouse Licences	25,000	41,215	0	16,215
	21431 Miscellaneous Licences	200,000	0	200,000	0
	Total Parent Account 21410	225,000	41,215	200,000	16,215
21560	Value Added Tax - BURS				
	21561 VAT - Revenue	8,316,381,700	7,253,245,810	1,063,135,890	0
	Total Parent Account 21560	8,316,381,700	7,253,245,810	1,063,135,890	0
21820	Excise Duty				
	21823 Fuel Levy	137,418,300	120,849,619	16,568,681	0
	Total Parent Account 21820	137,418,300	120,849,619	16,568,681	0
21890	Customs and Excise - BURS				
	21891 SACU Revenue	14,467,900,000	14,788,518,687	0	320,618,687
	Total Parent Account 21890	14,467,900,000	14,788,518,687	0	320,618,687
22710	Rent of Buildings & Equipment				
	22733 Rent Received - Ministry Parking Spaces	20,000	0	20,000	0
	Total Parent Account 22710	20,000	0	20,000	0
23010	Sale of Goods & Services				
	23043 Sale of Government Stores	10,000	10,675	0	675
	23066 Sale of Tender Documents	93,750	38,483	55,268	0
	Total Parent Account 23010	103,750	49,158	55,268	675
23210	Other Fees and Charges				
	23247 Directors Fees- Revenue	300,000	130,524	169,476	0
	23292 Motor Vehicle Accident Surcharge	5,000	0	5,000	0
	23306 Private Telephone Charges - Revenue	50,000	40,483	9,517	0
	23329 Sundry Receipts	1,000,000	174,713,688	0	173,713,688
	23332 Surcharges Recovered	10,000	0	10,000	0
	23385 ICRC Lodging Fees	3,000	1,000	2,000	0
	23387 ICRC Complaints Fees	150,000	1,400,000	0	1,250,000
	Total Parent Account 23210	1,518,000	176,285,695	195,993	174,963,688
23510	Fines & Forfeits				
	23512 Salary in Lieu of Notice - Revenue	10,000	36,522	0	26,522
	23513 Customs Fines	1,150,000	1,125,189	24,811	0
	Total Parent Account 23510	1,160,000	1,161,711	24,811	26,522

DETAILS OF RECURRENT REVENUE FOR THE YEAR ENDED 31ST MARCH, 2019

(Figures in Pula)

MIN DEPT	DETAILS	ESTIMATED REVENUE	ACTUAL REVENUE	UNDER THE ESTIMATE	OVER THE ESTIMATE
PARENT A/C					
CHILD A/C					
0300	MINISTRY OF FINANCE AND ECONOMIC DEVELOPMENT				
0301	Headquarters (Mfed)				
23680	Other Revenue				
	23681 Recovery of Arrears of Revenue	2,810	21,352	0	18,542
	23703 Transfer from special fund	369,000,000	0	369,000,000	0
	Total Parent Account 23680	369,002,810	21,352	369,000,000	18,542
24110	Sale of Fixed Capital				
	24113 Sales of Empty Containers	0	1,880	0	1,880
	Total Parent Account 24110	0	1,880	0	1,880
25110	External Grants				
	25124 Budget Support Grant (EU)	105,120,000	0	105,120,000	0
	25125 Recovery of Capital Contribution - ILEA	970,200	1,443,063	0	472,863
	Total Parent Account 25110	106,090,200	1,443,063	105,120,000	472,863
	Department Total	40,158,519,760	37,421,070,752	3,236,149,454	498,700,446

DETAILS OF RECURRENT REVENUE FOR THE YEAR ENDED 31ST MARCH, 2019

(Figures in Pula)

MIN DEPT	DETAILS	ESTIMATED REVENUE	ACTUAL REVENUE	UNDER THE ESTIMATE	OVER THE ESTIMATE
PARENT A/C					
CHILD A/C					
0300	MINISTRY OF FINANCE AND ECONOMIC DEVELOPMENT				
0302	Office Of The Accountant General				
22110	Profits From Public Enterprises				
	22111 Bank of Botswana Revenue	1,551,500,000	740,000,000	811,500,000	0
	22113 Dividend Payment - BDC	10,000,000	25,000,000	0	15,000,000
	22114 Dividend Payment - BTC	68,550,000	69,599,853	0	1,049,853
	22117 Dividend Payment- BPC	0	3,471,093	0	3,471,093
	22119 Dividend Payment - BTA	2,178,540	0	2,178,540	0
	22122 Dividend Payment - BHC	10,102,630	18,689,856	0	8,587,226
	22123 Dividend Payment - BSB	3,529,920	0	3,529,920	0
	22133 Dividend Paymeent - Banyana	17,300	0	17,300	0
	22135 Dividend Payment - BAMB	2,887,560	0	2,887,560	0
	Total Parent Account 22110	1,648,765,950	856,760,803	820,113,320	28,108,173
22210	Interest : Parastatals (DDF)				
	22214 B.H.C Loans - Interest Received	4,820,440	1,140,442	3,679,998	0
	22215 BMC Loans - Interest Received	12,000	0	12,000	0
	22228 B.P.C on Lending - Interest Received	244,140	247,614	0	3,474
	Total Parent Account 22210	5,076,580	1,388,056	3,691,998	3,474
22380	Interest: Deposits				
	22382 Interest Received on Deposit - Revenue Offices	500,000	191,686	308,314	0
	Total Parent Account 22380	500,000	191,686	308,314	0
23010	Sale of Goods & Services				
	23043 Sale of Government Stores	0	5,355	0	5,355
	23066 Sale of Tender Documents	102,000	49,711	52,289	0
	Total Parent Account 23010	102,000	55,066	52,289	5,355
23210	Other Fees and Charges				
	23306 Private Telephone Charges - Revenue	45,000	46,743	0	1,743
	23329 Sundry Receipts	0	391,194	0	391,194
	23332 Surcharges Recovered	50,000	0	50,000	0
	23391 Commission Received - Third Party	35,306,560	36,389,747	0	1,083,187
	23411 Alcohol Levy	326,459,050	284,323,744	42,135,306	0
	Total Parent Account 23210	361,860,610	321,151,428	42,185,306	1,476,124
23510	Fines & Forfeits				
	23512 Salary in Lieu of Notice - Revenue	500,000	598,494	0	98,494
	Total Parent Account 23510	500,000	598,494	0	98,494
23560	Loan Repayment: Principal (DDF) - Parastatals				
	23564 B. H. C. Loans (Loan Repay Revenue)	10,380,160	10,380,160	0	0
	23579 BPC. on Lending (Loan Repay Revenue)	2,353,340	2,368,827	0	15,487
	23587 BDC Loans	4,826,600	4,826,598	2	0
	23589 BMC on Lending (Loan Repay Revenue)	24,792,140	192,150,000	0	167,357,860
	Total Parent Account 23560	42,352,240	209,725,586	2	167,373,348

DETAILS OF RECURRENT REVENUE FOR THE YEAR ENDED 31ST MARCH, 2019

(Figures in Pula)

MIN DEPT	DETAILS	ESTIMATED REVENUE	ACTUAL REVENUE	UNDER THE ESTIMATE	OVER THE ESTIMATE
PARENT A/C					
CHILD A/C					
0300	MINISTRY OF FINANCE AND ECONOMIC DEVELOPMENT				
0302	Office Of The Accountant General				
23680	Other Revenue				
	23681 Recovery of Arrears of Revenue	5,050	4,774	276	0
	23684 Stale Cheques Redeposited (Revenue)	50,000	18,447	31,553	0
	23692 Realised Loss Account (New)	0	0	0	0
	Total Parent Account 23680	55,050	23,221	31,829	0
24110	Sale of Fixed Capital				
	24112 Sales of Government Furniture	1,000,000	239,031	760,969	0
	24113 Sales of Empty Containers	300	1,475	0	1,175
	24119 Bonds Revenue	3,000,000,000	2,545,682,534	454,317,466	0
	24124 Treasury Bill	2,000,000,000	1,458,030,300	541,969,700	0
	Total Parent Account 24110	5,001,000,300	4,003,953,340	997,048,135	1,175
	Department Total	7,060,212,730	5,393,847,680	1,863,431,193	197,066,143
0308	Financial Intelligence Agency				
23010	Sale of Goods & Services				
	23066 Sale of Tender Documents	0	250	0	250
	Total Parent Account 23010	0	250	0	250
23210	Other Fees and Charges				
	23306 Private Telephone Charges - Revenue	5,000	6,771	0	1,771
	23329 Sundry Receipts	250	0	250	0
	Total Parent Account 23210	5,250	6,771	250	1,771
23680	Other Revenue				
	23681 Recovery of Arrears of Revenue	0	91	0	91
	Total Parent Account 23680	0	91	0	91
24110	Sale of Fixed Capital				
	24113 Sales of Empty Containers	0	285	0	285
	Total Parent Account 24110	0	285	0	285
	Department Total	5,250	7,397	250	2,397
TOTAL MINISTRY	0300	47,218,737,740	42,814,925,829	5,099,580,897	695,768,986
				NET UNDER	4,403,811,911

DETAILS OF RECURRENT REVENUE FOR THE YEAR ENDED 31ST MARCH, 2019

(Figures in Pula)

MIN DEPT	DETAILS	ESTIMATED REVENUE	ACTUAL REVENUE	UNDER THE ESTIMATE	OVER THE ESTIMATE
PARENT A/C					
CHILD A/C					
0400	MINISTRY OF NATIONALITY, IMMIGRATION AND GENDER AFFAIRS				
0401	Headquarters (Mnig)				
23010	Sale of Goods & Services				
	23066 Sale of Tender Documents	40,000	0	40,000	0
	Total Parent Account 23010	40,000	0	40,000	0
23210	Other Fees and Charges				
	23212 Accident Damage Recoveries- Revenue	0	8,625	0	8,625
	23247 Directors Fees- Revenue	6,470	0	6,470	0
	23286 Levy on Costruction Contracts- Revenue	0	8,540	0	8,540
	23306 Private Telephone Charges - Revenue	50,000	23,796	26,204	0
	23329 Sundry Receipts	10	57,014	0	57,004
	Total Parent Account 23210	56,480	97,975	32,674	74,169
23510	Fines & Forfeits				
	23512 Salary in Lieu of Notice - Revenue	0	42,684	0	42,684
	Total Parent Account 23510	0	42,684	0	42,684
	Department Total	96,480	140,659	72,674	116,853
0402	Department Of Immigration & Citizenship				
23010	Sale of Goods & Services				
	23014 Electricity Charges- Revenue	1,200	930	270	0
	23061 Sales of Passports	80,000,000	18,540,945	61,459,055	0
	23066 Sale of Tender Documents	18,000	0	18,000	0
	23068 Immigrations Fees	53,000,000	51,027,264	1,972,736	0
	Total Parent Account 23010	133,019,200	69,569,139	63,450,061	0
23210	Other Fees and Charges				
	23212 Accident Damage Recoveries- Revenue	0	2,710	0	2,710
	23306 Private Telephone Charges - Revenue	30,000	10,461	19,539	0
	23329 Sundry Receipts	20	632,687	0	632,667
	23416 Immigration Consultants Fees	138,000	4,700	133,300	0
	Total Parent Account 23210	168,020	650,558	152,839	635,377
	Department Total	133,187,220	70,219,697	63,602,900	635,377
0404	Department Of Labour And Social Security				
23210	Other Fees and Charges				
	23342 Work Permit Fees	0	1,506	0	1,506
	Total Parent Account 23210	0	1,506	0	1,506
	Department Total	0	1,506	0	1,506

DETAILS OF RECURRENT REVENUE FOR THE YEAR ENDED 31ST MARCH, 2019

(Figures in Pula)

MIN DEPT	DETAILS	ESTIMATED REVENUE	ACTUAL REVENUE	UNDER THE ESTIMATE	OVER THE ESTIMATE
PARENT A/C					
CHILD A/C					
0400	MINISTRY OF NATIONALITY, IMMIGRATION AND GENDER AFFAIRS				
0408	Department Of Gender Affairs				
23010	Sale of Goods & Services				
	23066 Sale of Tender Documents	1,000	0	1,000	0
	Total Parent Account 23010	1,000	0	1,000	0
23210	Other Fees and Charges				
	23306 Private Telephone Charges - Revenue	6,000	1,890	4,110	0
	23329 Sundry Receipts	0	6	0	6
	23406 National Expositions- Revenue	75,000	82,500	0	7,500
	Total Parent Account 23210	81,000	84,396	4,110	7,506
	Department Total	82,000	84,396	5,110	7,506
0411	Department Of Civil And National Registration				
23010	Sale of Goods & Services				
	23066 Sale of Tender Documents	1,000	0	1,000	0
	Total Parent Account 23010	1,000	0	1,000	0
23210	Other Fees and Charges				
	23229 Births Deaths and Marriage Certificates.- Revenue	1,530,150	1,380,570	149,580	0
	23238 Changes of Name Fees- Revenue	171,200	136,084	35,116	0
	23254 Duplicate National Registration Cards- Revenue	4,375,000	4,787,325	0	412,325
	23306 Private Telephone Charges - Revenue	25,000	3,270	21,730	0
	23312 Registration Fees-Societies	242,000	157,454	84,546	0
	23329 Sundry Receipts	0	1,614	0	1,614
	Total Parent Account 23210	6,343,350	6,466,317	290,972	413,939
	Department Total	6,344,350	6,466,317	291,972	413,939
TOTAL MINISTRY	0400	139,710,050	76,912,576	63,972,656	1,175,182
			NET UNDER		62,797,474

DETAILS OF RECURRENT REVENUE FOR THE YEAR ENDED 31ST MARCH, 2019

(Figures in Pula)

MIN DEPT	DETAILS	ESTIMATED REVENUE	ACTUAL REVENUE	UNDER THE ESTIMATE	OVER THE ESTIMATE
PARENT A/C					
CHILD A/C					
0500	MINISTRY OF AGRICULTURAL DEVELOPMENT AND FOOD SECURITY				
0501	Headquarters (Moa)				
23010	Sale of Goods & Services				
	23066 Sale of Tender Documents	60,000	36,500	23,500	0
	Total Parent Account 23010	60,000	36,500	23,500	0
23210	Other Fees and Charges				
	23247 Directors Fees- Revenue	35,000	0	35,000	0
	23306 Private Telephone Charges - Revenue	20,000	36,816	0	16,816
	23329 Sundry Receipts	10	48,723	0	48,713
	23332 Surcharges Recovered	10	0	10	0
	23361 Advertisement on Agrinews	10,000	0	10,000	0
	23364 Fees - Bonded Officers	13,860	0	13,860	0
	Total Parent Account 23210	78,880	85,539	58,870	65,529
	Department Total	138,880	122,039	82,370	65,529
0503	Department Of Crop Production And Forestry				
23010	Sale of Goods & Services				
	23029 Sale of Citrus	216,000	53,490	162,510	0
	23036 Sale of Farm Produce	102,570	15,081	87,489	0
	23038 Sale of Fruit Trees-Seed	200,000	15,660	184,340	0
	23066 Sale of Tender Documents	200,000	92,150	107,850	0
	Total Parent Account 23010	718,570	176,381	542,189	0
23210	Other Fees and Charges				
	23212 Accident Damage Recoveries- Revenue	0	37,368	0	37,368
	23269 Hostel Charges (RTC's)- Revenue	300,000	262,361	37,639	0
	23285 Licence Fees (Chemicals) Revenue	110,000	230,685	0	120,685
	23306 Private Telephone Charges - Revenue	10,000	1,069	8,931	0
	23329 Sundry Receipts	10	221,189	0	221,179
	23332 Surcharges Recovered	0	1,818	0	1,818
	23399 Beekeeping Apiary Inputs Downpayment	5,000	0	5,000	0
	23403 Down payment for ISPAAD - Ploughing and Planting	200,000	36,481	163,519	0
	23405 Down payment for ISPAAD - Seed Provision	0	3,300	0	3,300
	Total Parent Account 23210	625,010	794,271	215,090	384,350
23680	Other Revenue				
	23698 NAAPAD Machinery Hire	175,000	0	175,000	0
	Total Parent Account 23680	175,000	0	175,000	0
24410	Sale of Livestock				
	24413 Sale of Poultry	15,000	5,320	9,680	0
	24416 Sale of Bees and Honey	7,500	5,903	1,597	0
	24417 Sale of Livestock	5,000	0	5,000	0
	Total Parent Account 24410	27,500	11,223	16,277	0
	Department Total	1,546,080	981,876	948,555	384,350

DETAILS OF RECURRENT REVENUE FOR THE YEAR ENDED 31ST MARCH, 2019

(Figures in Pula)

MIN DEPT	DETAILS	ESTIMATED REVENUE	ACTUAL REVENUE	UNDER THE ESTIMATE	OVER THE ESTIMATE
PARENT A/C					
CHILD A/C					
0500	MINISTRY OF AGRICULTURAL DEVELOPMENT AND FOOD SECURITY				
0504	Department Of Agricultural Research				
23010	Sale of Goods & Services				
	23021 Horticulture Produce- Revenue	90,000	56,643	33,357	0
	23055 Sale of Produce-E.M.U	20,000	19,859	141	0
	23057 Sale of Seeds	480,000	470,175	9,825	0
	23066 Sale of Tender Documents	25,000	1,000	24,000	0
	Total Parent Account 23010	615,000	547,677	67,323	0
23210	Other Fees and Charges				
	23306 Private Telephone Charges - Revenue	9,000	4,853	4,147	0
	23329 Sundry Receipts	20,000	225	19,775	0
	23332 Surcharges Recovered	10	0	10	0
	23339 Water Charges - Revenue	110,000	120,021	0	10,021
	23344 Soil Testing Fees	70,000	19,959	50,041	0
	Total Parent Account 23210	209,010	145,059	73,973	10,021
24110	Sale of Fixed Capital				
	24112 Sales of Government Furniture	0	7,573	0	7,573
	Total Parent Account 24110	0	7,573	0	7,573
24410	Sale of Livestock				
	24411 Sale of Dairy Reference Herd	70,000	117,339	0	47,339
	24417 Sale of Livestock	800,000	1,074,664	0	274,664
	Total Parent Account 24410	870,000	1,192,003	0	322,003
	Department Total	1,694,010	1,892,312	141,295	339,598

DETAILS OF RECURRENT REVENUE FOR THE YEAR ENDED 31ST MARCH, 2019

(Figures in Pula)

MIN DEPT	DETAILS	ESTIMATED REVENUE	ACTUAL REVENUE	UNDER THE ESTIMATE	OVER THE ESTIMATE
PARENT A/C					
CHILD A/C					
0500	MINISTRY OF AGRICULTURAL DEVELOPMENT AND FOOD SECURITY				
0507	Department Of Animal Production				
21840	Export Duties				
	21843 Domestic Hides & Skins	3,480,000	1,565,454	1,914,546	0
	Total Parent Account 21840	3,480,000	1,565,454	1,914,546	0
23010	Sale of Goods & Services				
	23012 A-I-Fees-Sales of Semen	230,000	260,562	0	30,562
	23036 Sale of Farm Produce	121,500	227,972	0	106,472
	23066 Sale of Tender Documents	10,000	61,390	0	51,390
	Total Parent Account 23010	361,500	549,924	0	188,424
23210	Other Fees and Charges				
	23212 Accident Damage Recoveries- Revenue	0	21,353	0	21,353
	23242 Conference Facilities (National Vet Lab)- Revenue	2,000	500	1,500	0
	23306 Private Telephone Charges - Revenue	10,000	306	9,694	0
	23329 Sundry Receipts	20,000	35,922	0	15,922
	23332 Surcharges Recovered	0	4,845	0	4,845
	Total Parent Account 23210	32,000	62,926	11,194	42,120
24410	Sale of Livestock				
	24412 Sale of Pigs	202,500	0	202,500	0
	24413 Sale of Poultry	8,000	38,425	0	30,425
	24414 Sale of Smallstock	0	331,225	0	331,225
	24417 Sale of Livestock	170,000	113,961	56,039	0
	Total Parent Account 24410	380,500	483,611	258,539	361,650
	Department Total	4,254,000	2,661,915	2,184,279	592,194
0509	Department Of Agricultural Business Promotions				
21410	Business & Professional Services				
	21413 Licence Fees - Livestock	145,000	168,530	0	23,530
	21414 Licence Fee-Livestock Agents	6,000	3,000	3,000	0
	Total Parent Account 21410	151,000	171,530	3,000	23,530
23010	Sale of Goods & Services				
	23066 Sale of Tender Documents	10,000	0	10,000	0
	Total Parent Account 23010	10,000	0	10,000	0
23210	Other Fees and Charges				
	23306 Private Telephone Charges - Revenue	5,000	210	4,790	0
	23329 Sundry Receipts	900	900	0	0
	23332 Surcharges Recovered	0	2,245	0	2,245
	Total Parent Account 23210	5,900	3,355	4,790	2,245
	Department Total	166,900	174,885	17,790	25,775

DETAILS OF RECURRENT REVENUE FOR THE YEAR ENDED 31ST MARCH, 2019

(Figures in Pula)

MIN DEPT	DETAILS	ESTIMATED REVENUE	ACTUAL REVENUE	UNDER THE ESTIMATE	OVER THE ESTIMATE
PARENT A/C					
CHILD A/C					
0500	MINISTRY OF AGRICULTURAL DEVELOPMENT AND FOOD SECURITY				
0510	Department Of Veterinary Services				
23010	Sale of Goods & Services				
	23066 Sale of Tender Documents	150,000	75,050	74,950	0
	Total Parent Account 23010	150,000	75,050	74,950	0
23210	Other Fees and Charges				
	23212 Accident Damage Recoveries- Revenue	50,000	0	50,000	0
	23242 Conference Facilities (National Vet Lab)- Revenue	6,000	900	5,100	0
	23306 Private Telephone Charges - Revenue	25,000	2,434	22,566	0
	23313 Registration of Brands	1,575,000	1,513,910	61,090	0
	23329 Sundry Receipts	50,000	183,856	0	133,856
	23332 Surcharges Recovered	50,000	10,000	40,000	0
	23359 National Vet. Lab Services	10,000	14,699	0	4,699
	23413 Livestock Card-Revenue	0	411,130	0	411,130
	Total Parent Account 23210	1,766,000	2,136,929	178,756	549,685
24110	Sale of Fixed Capital				
	24113 Sales of Empty Containers	0	395	0	395
	Total Parent Account 24110	0	395	0	395
24410	Sale of Livestock				
	24413 Sale of Poultry	300,000	0	300,000	0
	24418 Sale of Live Animals to Zimbabwe	10	0	10	0
	Total Parent Account 24410	300,010	0	300,010	0
	Department Total	2,216,010	2,212,374	553,716	550,080
0511	Department Of Agricultural Research Statistics And Policy Development				
23210	Other Fees and Charges				
	23306 Private Telephone Charges - Revenue	2,000	884	1,117	0
	23329 Sundry Receipts	2,000	0	2,000	0
	Total Parent Account 23210	4,000	884	3,117	0
	Department Total	4,000	884	3,117	0
	TOTAL MINISTRY 0500	10,019,880	8,046,284	3,931,122	1,957,526
			NET UNDER		1,973,596

DETAILS OF RECURRENT REVENUE FOR THE YEAR ENDED 31ST MARCH, 2019

(Figures in Pula)

MIN DEPT	DETAILS	ESTIMATED REVENUE	ACTUAL REVENUE	UNDER THE ESTIMATE	OVER THE ESTIMATE
PARENT A/C					
CHILD A/C					
0600	MINISTRY OF BASIC EDUCATION				
0601	Headquarters (Mobe)				
22710	Rent of Buildings & Equipment				
	22722 Rent Rcvd Government Quarters (Inst. & Dist. Housing)	0	1,223	0	1,223
	Total Parent Account 22710	0	1,223	0	1,223
23010	Sale of Goods & Services				
	23014 Electricity Charges- Revenue	0	9,720	0	9,720
	23066 Sale of Tender Documents	90,000	0	90,000	0
	Total Parent Account 23010	90,000	9,720	90,000	9,720
23210	Other Fees and Charges				
	23247 Directors Fees- Revenue	2,300	0	2,300	0
	23306 Private Telephone Charges - Revenue	15,600	107,385	0	91,785
	23329 Sundry Receipts	0	35,751	0	35,751
	23339 Water Charges - Revenue	0	2,277	0	2,277
	Total Parent Account 23210	17,900	145,412	2,300	129,812
23510	Fines & Forfeits				
	23512 Salary in Lieu of Notice - Revenue	0	43,959	0	43,959
	Total Parent Account 23510	0	43,959	0	43,959
24110	Sale of Fixed Capital				
	24113 Sales of Empty Containers	130	40	90	0
	Total Parent Account 24110	130	40	90	0
	Department Total	108,030	200,355	92,390	184,715
0604	Department Of Out Of School Education And Training				
23010	Sale of Goods & Services				
	23066 Sale of Tender Documents	3,000	0	3,000	0
	Total Parent Account 23010	3,000	0	3,000	0
23210	Other Fees and Charges				
	23268 Hostel Charges- Revenue	0	39,370	0	39,370
	23306 Private Telephone Charges - Revenue	1,000	12,271	0	11,271
	23329 Sundry Receipts	0	400	0	400
	Total Parent Account 23210	1,000	52,041	0	51,041
24110	Sale of Fixed Capital				
	24113 Sales of Empty Containers	60	245	0	185
	Total Parent Account 24110	60	245	0	185
	Department Total	4,060	52,286	3,000	51,226

DETAILS OF RECURRENT REVENUE FOR THE YEAR ENDED 31ST MARCH, 2019

(Figures in Pula)

MIN DEPT	DETAILS	ESTIMATED REVENUE	ACTUAL REVENUE	UNDER THE ESTIMATE	OVER THE ESTIMATE
PARENT A/C					
CHILD A/C					
0600	MINISTRY OF BASIC EDUCATION				
0605	Department Of Curriculum Development And Evaluation				
23010	Sale of Goods & Services				
	23066 Sale of Tender Documents	52,050	0	52,050	0
	Total Parent Account 23010	52,050	0	52,050	0
23210	Other Fees and Charges				
	23247 Directors Fees- Revenue	4,160	0	4,160	0
	23306 Private Telephone Charges - Revenue	3,650	576	3,074	0
	23329 Sundry Receipts	0	29,023	0	29,023
	Total Parent Account 23210	7,810	29,600	7,234	29,023
24110	Sale of Fixed Capital				
	24113 Sales of Empty Containers	100	270	0	170
	Total Parent Account 24110	100	270	0	170
	Department Total	59,960	29,870	59,284	29,193
0606	Department Of Teaching Service Management				
23010	Sale of Goods & Services				
	23014 Electricity Charges- Revenue	0	7,717	0	7,717
	23066 Sale of Tender Documents	1,200	0	1,200	0
	Total Parent Account 23010	1,200	7,717	1,200	7,717
23210	Other Fees and Charges				
	23306 Private Telephone Charges - Revenue	1,250	93	1,157	0
	23329 Sundry Receipts	500	1,185,737	0	1,185,237
	23364 Fees - Bonded Officers	0	40,903	0	40,903
	Total Parent Account 23210	1,750	1,226,733	1,157	1,226,140
23510	Fines & Forfeits				
	23512 Salary in Lieu of Notice - Revenue	0	12,491	0	12,491
	Total Parent Account 23510	0	12,491	0	12,491
24110	Sale of Fixed Capital				
	24113 Sales of Empty Containers	120	160	0	40
	Total Parent Account 24110	120	160	0	40
	Department Total	3,070	1,247,101	2,357	1,246,388

DETAILS OF RECURRENT REVENUE FOR THE YEAR ENDED 31ST MARCH, 2019

(Figures in Pula)

MIN DEPT	DETAILS	ESTIMATED REVENUE	ACTUAL REVENUE	UNDER THE ESTIMATE	OVER THE ESTIMATE
	PARENT A/C				
	CHILD A/C				
0600	MINISTRY OF BASIC EDUCATION				
0607	Department Of Pre And Primary				
23010	Sale of Goods & Services				
	23066 Sale of Tender Documents	3,000	6,000	0	3,000
	Total Parent Account 23010	3,000	6,000	0	3,000
23210	Other Fees and Charges				
	23306 Private Telephone Charges - Revenue	2,500	5,500	0	3,000
	23420 Penalty fees-teaching Permits	4,500	0	4,500	0
	Total Parent Account 23210	7,000	5,500	4,500	3,000
24110	Sale of Fixed Capital				
	24113 Sales of Empty Containers	100	125	0	25
	Total Parent Account 24110	100	125	0	25
	Department Total	10,100	11,625	4,500	6,025

DETAILS OF RECURRENT REVENUE FOR THE YEAR ENDED 31ST MARCH, 2019

(Figures in Pula)

MIN DEPT	DETAILS	ESTIMATED REVENUE	ACTUAL REVENUE	UNDER THE ESTIMATE	OVER THE ESTIMATE
PARENT A/C					
CHILD A/C					
0600	MINISTRY OF BASIC EDUCATION				
0608	Department Of Secondary Education				
22710	Rent of Buildings & Equipment				
	22722 Rent Rcvd Government Quarters (Inst. & Dist. Housing)	27,040	168,044	0	141,004
	Total Parent Account 22710	27,040	168,044	0	141,004
23010	Sale of Goods & Services				
	23014 Electricity Charges- Revenue	0	4,794	0	4,794
	23026 Sale of 4B Badges	0	40	0	40
	23036 Sale of Farm Produce	114,780	128,868	0	14,088
	23066 Sale of Tender Documents	164,590	243,515	0	78,925
	Total Parent Account 23010	279,370	377,218	0	97,848
23210	Other Fees and Charges				
	23212 Accident Damage Recoveries- Revenue	0	700	0	700
	23229 Births Deaths and Marriage Certificates.- Revenue	0	647	0	647
	23244 Courses & Book Fees- Revenue	54,700	39,096	15,604	0
	23306 Private Telephone Charges - Revenue	7,570	6,617	953	0
	23319 School Fees - Revenue	18,387,200	12,874,365	5,512,836	0
	23328 Electricity Charges - Revenue	11,470	3,601	7,869	0
	23329 Sundry Receipts	100,000	944,842	0	844,842
	23332 Surcharges Recovered	0	66	0	66
	23339 Water Charges - Revenue	57,380	73,988	0	16,608
	Total Parent Account 23210	18,618,320	13,943,921	5,537,261	862,862
23680	Other Revenue				
	23681 Recovery of Arrears of Revenue	1,147,720	3,144,983	0	1,997,263
	Total Parent Account 23680	1,147,720	3,144,983	0	1,997,263
24110	Sale of Fixed Capital				
	24112 Sales of Government Furniture	252,500	470,850	0	218,350
	24113 Sales of Empty Containers	75,710	49,563	26,147	0
	Total Parent Account 24110	328,210	520,412	26,147	218,350
	Department Total	20,400,660	18,154,578	5,563,409	3,317,326

DETAILS OF RECURRENT REVENUE FOR THE YEAR ENDED 31ST MARCH, 2019

(Figures in Pula)

MIN DEPT	DETAILS	ESTIMATED REVENUE	ACTUAL REVENUE	UNDER THE ESTIMATE	OVER THE ESTIMATE
PARENT A/C					
CHILD A/C					
0600	MINISTRY OF BASIC EDUCATION				
0610	Department Of Technical Services				
23010	Sale of Goods & Services				
	23066 Sale of Tender Documents	1,500,000	429,215	1,070,785	0
	Total Parent Account 23010	1,500,000	429,215	1,070,785	0
23210	Other Fees and Charges				
	23306 Private Telephone Charges - Revenue	500	1,358	0	858
	Total Parent Account 23210	500	1,358	0	858
23680	Other Revenue				
	23681 Recovery of Arrears of Revenue	400	158	242	0
	Total Parent Account 23680	400	158	242	0
24110	Sale of Fixed Capital				
	24113 Sales of Empty Containers	150	125	25	0
	Total Parent Account 24110	150	125	25	0
	Department Total	1,501,050	430,856	1,071,052	858
0611	Department Of Information, Communication And Media Services				
23010	Sale of Goods & Services				
	23066 Sale of Tender Documents	7,500	13,505	0	6,005
	Total Parent Account 23010	7,500	13,505	0	6,005
23210	Other Fees and Charges				
	23247 Directors Fees- Revenue	1,500	0	1,500	0
	23306 Private Telephone Charges - Revenue	2,000	6,735	0	4,735
	Total Parent Account 23210	3,500	6,735	1,500	4,735
24110	Sale of Fixed Capital				
	24113 Sales of Empty Containers	10	34	0	24
	Total Parent Account 24110	10	34	0	24
	Department Total	11,010	20,274	1,500	10,764

DETAILS OF RECURRENT REVENUE FOR THE YEAR ENDED 31ST MARCH, 2019

(Figures in Pula)

MIN DEPT	DETAILS	ESTIMATED REVENUE	ACTUAL REVENUE	UNDER THE ESTIMATE	OVER THE ESTIMATE
PARENT A/C					
CHILD A/C					
0600	MINISTRY OF BASIC EDUCATION				
0612	Department Of Special Support Services				
23010	Sale of Goods & Services				
	23066 Sale of Tender Documents	1,000	950	50	0
	Total Parent Account 23010	1,000	950	50	0
23210	Other Fees and Charges				
	23306 Private Telephone Charges - Revenue	300	58	242	0
	Total Parent Account 23210	300	58	242	0
23680	Other Revenue				
	23681 Recovery of Arrears of Revenue	0	1,412	0	1,412
	Total Parent Account 23680	0	1,412	0	1,412
24110	Sale of Fixed Capital				
	24113 Sales of Empty Containers	100	5	95	0
	Total Parent Account 24110	100	5	95	0
	Department Total	1,400	2,425	387	1,412
0613	Department Of Educational Planning And Research				
23010	Sale of Goods & Services				
	23066 Sale of Tender Documents	200	0	200	0
	Total Parent Account 23010	200	0	200	0
24110	Sale of Fixed Capital				
	24113 Sales of Empty Containers	40	123	0	83
	Total Parent Account 24110	40	123	0	83
	Department Total	240	123	200	83
	TOTAL MINISTRY 0600	22,099,580	20,149,491	6,798,079	4,847,990
			NET UNDER		1,950,089

DETAILS OF RECURRENT REVENUE FOR THE YEAR ENDED 31ST MARCH, 2019

(Figures in Pula)

MIN DEPT	DETAILS	ESTIMATED REVENUE	ACTUAL REVENUE	UNDER THE ESTIMATE	OVER THE ESTIMATE
PARENT A/C					
CHILD A/C					
0700	MINISTRY OF INVESTMENT, TRADE AND INDUSTRY				
0701	Headquarters (Miti)				
21410	Business & Professional Services				
	21415 Casino Control Revenue	3,180,000	0	3,180,000	0
	Total Parent Account 21410	3,180,000	0	3,180,000	0
23010	Sale of Goods & Services				
	23066 Sale of Tender Documents	23,500	14,975	8,525	0
	Total Parent Account 23010	23,500	14,975	8,525	0
23210	Other Fees and Charges				
	23241 Company Registration Fee- Revenue	32,504,870	41,441,008	0	8,936,138
	23247 Directors Fees- Revenue	171,760	122,880	48,880	0
	23306 Private Telephone Charges - Revenue	55,000	32,119	22,881	0
	23329 Sundry Receipts	0	3,825	0	3,825
	23332 Surcharges Recovered	9,000	5,460	3,540	0
	23364 Fees - Bonded Officers	18,000	85,898	0	67,898
	Total Parent Account 23210	32,758,630	41,691,190	75,301	9,007,861
23680	Other Revenue				
	23681 Recovery of Arrears of Revenue	7,000	44,248	0	37,248
	23705 Fairgrounds Holdings Dividends Account	0	1,171,307	0	1,171,307
	Total Parent Account 23680	7,000	1,215,555	0	1,208,555
24110	Sale of Fixed Capital				
	24112 Sales of Government Furniture	25,000	5,406	19,594	0
	24113 Sales of Empty Containers	200	470	0	270
	Total Parent Account 24110	25,200	5,876	19,594	270
	Department Total	35,994,330	42,927,595	3,283,420	10,216,686

DETAILS OF RECURRENT REVENUE FOR THE YEAR ENDED 31ST MARCH, 2019

(Figures in Pula)

MIN DEPT	DETAILS	ESTIMATED REVENUE	ACTUAL REVENUE	UNDER THE ESTIMATE	OVER THE ESTIMATE
PARENT A/C					
CHILD A/C					
0700	MINISTRY OF INVESTMENT, TRADE AND INDUSTRY				
0703	Department Of Co-Operative Development				
22710	Rent of Buildings & Equipment				
	22736 Rent Received- Government Facilities	800,000	470,100	329,900	0
	Total Parent Account 22710	800,000	470,100	329,900	0
23210	Other Fees and Charges				
	23306 Private Telephone Charges - Revenue	10,000	20,081	0	10,081
	23314 Registration of Cooperatives	400	460	0	60
	23329 Sundry Receipts	0	1,235	0	1,235
	23336 Transportation Charges for Coop.Societies - Revenue	60,000	16,421	43,579	0
	Total Parent Account 23210	70,400	38,198	43,579	11,376
23680	Other Revenue				
	23681 Recovery of Arrears of Revenue	1,500	1,750	0	250
	Total Parent Account 23680	1,500	1,750	0	250
24110	Sale of Fixed Capital				
	24113 Sales of Empty Containers	200	0	200	0
	Total Parent Account 24110	200	0	200	0
	Department Total	872,100	510,048	373,679	11,626
0704	Department Of Trade And Consumer Affairs				
23210	Other Fees and Charges				
	23306 Private Telephone Charges - Revenue	15,000	15,108	0	108
	Total Parent Account 23210	15,000	15,108	0	108
23680	Other Revenue				
	23681 Recovery of Arrears of Revenue	1,500	3,087	0	1,587
	Total Parent Account 23680	1,500	3,087	0	1,587
24110	Sale of Fixed Capital				
	24112 Sales of Government Furniture	0	1,884	0	1,884
	24113 Sales of Empty Containers	200	199	1	0
	Total Parent Account 24110	200	2,083	1	1,884
	Department Total	16,700	20,278	1	3,579

DETAILS OF RECURRENT REVENUE FOR THE YEAR ENDED 31ST MARCH, 2019

(Figures in Pula)

MIN DEPT	DETAILS	ESTIMATED REVENUE	ACTUAL REVENUE	UNDER THE ESTIMATE	OVER THE ESTIMATE
PARENT A/C					
CHILD A/C					
0700	MINISTRY OF INVESTMENT, TRADE AND INDUSTRY				
0705	Department Of Industrial Affairs				
21410	Business & Professional Services				
	21418 Industrial Licences	75,000	77,900	0	2,900
	Total Parent Account 21410	75,000	77,900	0	2,900
23210	Other Fees and Charges				
	23212 Accident Damage Recoveries- Revenue	0	2,688	0	2,688
	23306 Private Telephone Charges - Revenue	5,000	8,146	0	3,146
	23329 Sundry Receipts	0	260	0	260
	Total Parent Account 23210	5,000	11,094	0	6,094
23680	Other Revenue				
	23681 Recovery of Arrears of Revenue	6,000	3,682	2,319	0
	Total Parent Account 23680	6,000	3,682	2,319	0
24110	Sale of Fixed Capital				
	24113 Sales of Empty Containers	200	0	200	0
	Total Parent Account 24110	200	0	200	0
	Department Total	86,200	92,676	2,519	8,994
0706	Department Of International Trade				
23210	Other Fees and Charges				
	23274 Import and Export Permits- Revenue	180,000	190,113	0	10,113
	23306 Private Telephone Charges - Revenue	11,000	15,511	0	4,511
	23366 Import Levies	4,000,000	1,248,576	2,751,424	0
	Total Parent Account 23210	4,191,000	1,454,201	2,751,424	14,624
23680	Other Revenue				
	23681 Recovery of Arrears of Revenue	500	1,533	0	1,033
	Total Parent Account 23680	500	1,533	0	1,033
24110	Sale of Fixed Capital				
	24113 Sales of Empty Containers	200	180	20	0
	Total Parent Account 24110	200	180	20	0
	Department Total	4,191,700	1,455,913	2,751,444	15,657
TOTAL MINISTRY	0700	41,161,030	45,006,510	6,411,062	10,256,542
			NET OVER		3,845,480

DETAILS OF RECURRENT REVENUE FOR THE YEAR ENDED 31ST MARCH, 2019

(Figures in Pula)

MIN DEPT	DETAILS	ESTIMATED REVENUE	ACTUAL REVENUE	UNDER THE ESTIMATE	OVER THE ESTIMATE
PARENT A/C					
CHILD A/C					
0800	MINISTRY OF LOCAL GOVERNMENT AND RURAL DEVELOPMENT				
0801	Headquarters (Mlg&Rd)				
23010	Sale of Goods & Services				
	23066 Sale of Tender Documents	47,000	18,000	29,000	0
	Total Parent Account 23010	47,000	18,000	29,000	0
23210	Other Fees and Charges				
	23247 Directors Fees- Revenue	1,670	0	1,670	0
	23306 Private Telephone Charges - Revenue	16,200	43,898	0	27,698
	23329 Sundry Receipts	10	37,178	0	37,168
	23332 Surcharges Recovered	8,000	2,529	5,471	0
	Total Parent Account 23210	25,880	83,605	7,141	64,866
23680	Other Revenue				
	23681 Recovery of Arrears of Revenue	22,290	29,560	0	7,270
	Total Parent Account 23680	22,290	29,560	0	7,270
24110	Sale of Fixed Capital				
	24112 Sales of Government Furniture	4,000	0	4,000	0
	24113 Sales of Empty Containers	700	860	0	160
	Total Parent Account 24110	4,700	860	4,000	160
	Department Total	99,870	132,025	40,141	72,296
0804	Department Of Local Governance And Development Planning				
23010	Sale of Goods & Services				
	23066 Sale of Tender Documents	10	0	10	0
	Total Parent Account 23010	10	0	10	0
23210	Other Fees and Charges				
	23306 Private Telephone Charges - Revenue	10,000	5,029	4,971	0
	23329 Sundry Receipts	200	50	150	0
	Total Parent Account 23210	10,200	5,079	5,121	0
23680	Other Revenue				
	23681 Recovery of Arrears of Revenue	1,680	2,604	0	924
	Total Parent Account 23680	1,680	2,604	0	924
24110	Sale of Fixed Capital				
	24113 Sales of Empty Containers	80	90	0	10
	Total Parent Account 24110	80	90	0	10
	Department Total	11,970	7,773	5,131	934

DETAILS OF RECURRENT REVENUE FOR THE YEAR ENDED 31ST MARCH, 2019

(Figures in Pula)

MIN DEPT	DETAILS	ESTIMATED REVENUE	ACTUAL REVENUE	UNDER THE ESTIMATE	OVER THE ESTIMATE
PARENT A/C					
CHILD A/C					
0800	MINISTRY OF LOCAL GOVERNMENT AND RURAL DEVELOPMENT				
0807	Department Of Local Government Finance And Procurement Services				
23010	Sale of Goods & Services				
	23066 Sale of Tender Documents	100,000	39,375	60,625	0
	Total Parent Account 23010	100,000	39,375	60,625	0
23210	Other Fees and Charges				
	23306 Private Telephone Charges - Revenue	2,000	4,064	0	2,064
	23329 Sundry Receipts	10	53,021	0	53,011
	Total Parent Account 23210	2,010	57,085	0	55,075
23680	Other Revenue				
	23681 Recovery of Arrears of Revenue	990	1,658	0	668
	Total Parent Account 23680	990	1,658	0	668
24110	Sale of Fixed Capital				
	24113 Sales of Empty Containers	200	655	0	455
	Total Parent Account 24110	200	655	0	455
	Department Total	103,200	98,774	60,625	56,199
0809	Department Of Tribal Administration				
23010	Sale of Goods & Services				
	23043 Sale of Government Stores	0	20,759	0	20,759
	23066 Sale of Tender Documents	0	15,540	0	15,540
	Total Parent Account 23010	0	36,299	0	36,299
23210	Other Fees and Charges				
	23259 Fees of The High Court- Revenue	25,000	27,400	0	2,400
	23306 Private Telephone Charges - Revenue	49,000	24,696	24,304	0
	23329 Sundry Receipts	200	438,005	0	437,805
	23419 Forfeited Properties	3,000	3,594	0	594
	Total Parent Account 23210	77,200	493,695	24,304	440,799
23510	Fines & Forfeits				
	23514 Customary Court Fines	700,000	569,752	130,248	0
	Total Parent Account 23510	700,000	569,752	130,248	0
23680	Other Revenue				
	23681 Recovery of Arrears of Revenue	95,000	54,741	40,259	0
	Total Parent Account 23680	95,000	54,741	40,259	0
24110	Sale of Fixed Capital				
	24112 Sales of Government Furniture	0	13,228	0	13,228
	24113 Sales of Empty Containers	150	1,040	0	890
	Total Parent Account 24110	150	14,268	0	14,118
	Department Total	872,350	1,168,755	194,811	491,216

DETAILS OF RECURRENT REVENUE FOR THE YEAR ENDED 31ST MARCH, 2019

(Figures in Pula)

MIN DEPT	DETAILS	ESTIMATED REVENUE	ACTUAL REVENUE	UNDER THE ESTIMATE	OVER THE ESTIMATE
PARENT A/C					
CHILD A/C					
0800	MINISTRY OF LOCAL GOVERNMENT AND RURAL DEVELOPMENT				
0810	Department Of Local Government Technical Services				
23010	Sale of Goods & Services				
	23043 Sale of Government Stores	0	20,602	0	20,602
	23066 Sale of Tender Documents	1,000	0	1,000	0
	Total Parent Account 23010	1,000	20,602	1,000	20,602
23210	Other Fees and Charges				
	23306 Private Telephone Charges - Revenue	300	1,121	0	821
	23329 Sundry Receipts	10	8,166	0	8,156
	Total Parent Account 23210	310	9,287	0	8,977
23680	Other Revenue				
	23681 Recovery of Arrears of Revenue	200	464	0	264
	Total Parent Account 23680	200	464	0	264
24110	Sale of Fixed Capital				
	24113 Sales of Empty Containers	200	170	30	0
	Total Parent Account 24110	200	170	30	0
	Department Total	1,710	30,523	1,030	29,843
0814	Department Of Social Protection				
23010	Sale of Goods & Services				
	23066 Sale of Tender Documents	1,100	2,000	0	900
	Total Parent Account 23010	1,100	2,000	0	900
23210	Other Fees and Charges				
	23306 Private Telephone Charges - Revenue	550	8,423	0	7,873
	23329 Sundry Receipts	50	36,268,564	0	36,268,514
	Total Parent Account 23210	600	36,276,987	0	36,276,387
24110	Sale of Fixed Capital				
	24113 Sales of Empty Containers	100	75	25	0
	Total Parent Account 24110	100	75	25	0
	Department Total	1,800	36,279,062	25	36,277,287

DETAILS OF RECURRENT REVENUE FOR THE YEAR ENDED 31ST MARCH, 2019

(Figures in Pula)

MIN DEPT	DETAILS	ESTIMATED REVENUE	ACTUAL REVENUE	UNDER THE ESTIMATE	OVER THE ESTIMATE
PARENT A/C					
CHILD A/C					
0800	MINISTRY OF LOCAL GOVERNMENT AND RURAL DEVELOPMENT				
0815	Department Of Community Development				
23010	Sale of Goods & Services				
	23066 Sale of Tender Documents	500	0	500	0
	Total Parent Account 23010	500	0	500	0
23210	Other Fees and Charges				
	23306 Private Telephone Charges - Revenue	500	367	133	0
	23329 Sundry Receipts	100	955	0	855
	23332 Surcharges Recovered	0	7,630	0	7,630
	Total Parent Account 23210	600	8,951	133	8,485
24110	Sale of Fixed Capital				
	24113 Sales of Empty Containers	100	0	100	0
	Total Parent Account 24110	100	0	100	0
	Department Total	1,200	8,951	733	8,485
TOTAL MINISTRY	0800	1,092,100	37,725,863	302,496	36,936,259
			NET OVER		36,633,763

DETAILS OF RECURRENT REVENUE FOR THE YEAR ENDED 31ST MARCH, 2019

(Figures in Pula)

MIN DEPT	DETAILS	ESTIMATED REVENUE	ACTUAL REVENUE	UNDER THE ESTIMATE	OVER THE ESTIMATE
PARENT A/C					
CHILD A/C					
1000	MINISTRY OF MINERAL RESOURCES, GREEN TECHNOLOGY AND ENERGY SECURITY				
1001	Headquarters (Mmge)				
23010	Sale of Goods & Services				
	23066 Sale of Tender Documents	10,000	40,000	0	30,000
	Total Parent Account 23010	10,000	40,000	0	30,000
23210	Other Fees and Charges				
	23212 Accident Damage Recoveries- Revenue	0	7,923	0	7,923
	23247 Directors Fees- Revenue	700,000	435,947	264,053	0
	23306 Private Telephone Charges - Revenue	30,000	31,705	0	1,705
	23329 Sundry Receipts	1,000	82,844	0	81,844
	Total Parent Account 23210	731,000	558,419	264,053	91,472
	Department Total	741,000	598,419	264,053	121,472
1004	Department Of Mines				
21410	Business & Professional Services				
	21426 Prospecting Licences	1,600,000	1,135,060	464,940	0
	21427 Blasting Licences	3,800	31,285	0	27,485
	Total Parent Account 21410	1,603,800	1,166,344	464,940	27,485
22500	Mineral Royalties/Dividend				
	22501 Mineral Royalties	5,827,570,320	3,383,237,775	2,444,332,545	0
	22502 Mineral Dividends	8,402,829,680	9,905,158,705	0	1,502,329,025
	Total Parent Account 22500	14,230,400,000	13,288,396,481	2,444,332,545	1,502,329,025
22600	Rent of Land				
	22602 Mining Leases	316,400	492,372	0	175,972
	Total Parent Account 22600	316,400	492,372	0	175,972
23010	Sale of Goods & Services				
	23041 Sale of Geological Maps	10,000	21,040	0	11,040
	23066 Sale of Tender Documents	10,000	16,500	0	6,500
	Total Parent Account 23010	20,000	37,540	0	17,540
23210	Other Fees and Charges				
	23306 Private Telephone Charges - Revenue	6,000	3,952	2,048	0
	23329 Sundry Receipts	1,550,000	1,202,942	347,058	0
	Total Parent Account 23210	1,556,000	1,206,894	349,106	0
23510	Fines & Forfeits				
	23524 Illegal Mining Fines	85,000	83,966	1,034	0
	Total Parent Account 23510	85,000	83,966	1,034	0
	Department Total	14,233,981,200	13,291,383,597	2,445,147,625	1,502,550,022

DETAILS OF RECURRENT REVENUE FOR THE YEAR ENDED 31ST MARCH, 2019

(Figures in Pula)

MIN DEPT	DETAILS	ESTIMATED REVENUE	ACTUAL REVENUE	UNDER THE ESTIMATE	OVER THE ESTIMATE
PARENT A/C					
CHILD A/C					
1000	MINISTRY OF MINERAL RESOURCES, GREEN TECHNOLOGY AND ENERGY SECURITY				
1005	Department Of Energy Affairs				
23010	Sale of Goods & Services				
	23066 Sale of Tender Documents	10,000	24,900	0	14,900
	Total Parent Account 23010	10,000	24,900	0	14,900
23210	Other Fees and Charges				
	23306 Private Telephone Charges - Revenue	8,000	9,851	0	1,851
	23329 Sundry Receipts	0	32,809	0	32,809
	Total Parent Account 23210	8,000	42,660	0	34,660
	Department Total	18,000	67,560	0	49,560
TOTAL MINISTRY	1000	14,234,740,200	13,292,049,577	2,445,411,678	1,502,721,055
			NET UNDER		942,690,623

DETAILS OF RECURRENT REVENUE FOR THE YEAR ENDED 31ST MARCH, 2019

(Figures in Pula)

MIN DEPT	DETAILS	ESTIMATED REVENUE	ACTUAL REVENUE	UNDER THE ESTIMATE	OVER THE ESTIMATE
PARENT A/C					
CHILD A/C					
1100	MINISTRY OF HEALTH AND WELLNESS				
1101	Headquarters (Mohw)				
23010	Sale of Goods & Services				
	23066 Sale of Tender Documents	47,350	183,195	0	135,845
	Total Parent Account 23010	47,350	183,195	0	135,845
23210	Other Fees and Charges				
	23212 Accident Damage Recoveries- Revenue	0	3,500	0	3,500
	23247 Directors Fees- Revenue	4,800	0	4,800	0
	23306 Private Telephone Charges - Revenue	18,780	23,028	0	4,248
	23319 School Fees - Revenue	2,965,830	1,318,953	1,646,877	0
	23329 Sundry Receipts	1,000	110,216	0	109,216
	23332 Surcharges Recovered	0	8,024	0	8,024
	Total Parent Account 23210	2,990,410	1,463,721	1,651,677	124,988
23510	Fines & Forfeits				
	23511 Bond Offenders - Revenue	500,000	1,180,823	0	680,823
	Total Parent Account 23510	500,000	1,180,823	0	680,823
23680	Other Revenue				
	23681 Recovery of Arrears of Revenue	1,400	2,000	0	600
	Total Parent Account 23680	1,400	2,000	0	600
24110	Sale of Fixed Capital				
	24112 Sales of Government Furniture	7,700	0	7,700	0
	24113 Sales of Empty Containers	2,230	3,028	0	798
	Total Parent Account 24110	9,930	3,028	7,700	798
	Department Total	3,549,090	2,832,767	1,659,377	943,054
1107	Department Of Health Sector Relations And Partnership				
23010	Sale of Goods & Services				
	23052 Sale of Nurses Inigma	0	18,940	0	18,940
	Total Parent Account 23010	0	18,940	0	18,940
23210	Other Fees and Charges				
	23309 Registration Fees - Health Manpower	0	1,424,382	0	1,424,382
	Total Parent Account 23210	0	1,424,382	0	1,424,382
24110	Sale of Fixed Capital				
	24113 Sales of Empty Containers	0	10	0	10
	Total Parent Account 24110	0	10	0	10
	Department Total	0	1,443,332	0	1,443,332

DETAILS OF RECURRENT REVENUE FOR THE YEAR ENDED 31ST MARCH, 2019

(Figures in Pula)

MIN DEPT	DETAILS	ESTIMATED REVENUE	ACTUAL REVENUE	UNDER THE ESTIMATE	OVER THE ESTIMATE
PARENT A/C					
CHILD A/C					
1100	MINISTRY OF HEALTH AND WELLNESS				
1108	Department Of Clinical Services				
23010	Sale of Goods & Services				
	23014 Electricity Charges- Revenue	5,000	7,814	0	2,814
	23034 Sale of Drugs and Dressings to Institutions	980,470	1,298,787	0	318,317
	23035 Sale of Drugs	0	393,917	0	393,917
	23037 Sale of Finished Products	5,500	109,618	0	104,118
	23066 Sale of Tender Documents	810,500	905,572	0	95,072
	Total Parent Account 23010	1,801,470	2,715,708	0	914,238
23210	Other Fees and Charges				
	23212 Accident Damage Recoveries- Revenue	0	5,908	0	5,908
	23251 Drug Registration and Licence Fees- Revenue	249,250	27,200	222,050	0
	23266 Hospital Charges- Revenue	1,013,800	624,068	389,732	0
	23304 Private In-Patients Fees - Revenue	651,860	116,470	535,390	0
	23305 Private Out-Patients Fees - Revenue	3,652,100	3,864,759	0	212,659
	23306 Private Telephone Charges - Revenue	180,950	45,169	135,781	0
	23329 Sundry Receipts	546,580	1,875,016	0	1,328,436
	23332 Surcharges Recovered	0	5,209	0	5,209
	23348 Other Hospital fees and Charges	6,969,100	1,079,373	5,889,727	0
	Total Parent Account 23210	13,263,640	7,643,171	7,172,680	1,552,211
23510	Fines & Forfeits				
	23512 Salary in Lieu of Notice - Revenue	60,500	73,903	0	13,403
	Total Parent Account 23510	60,500	73,903	0	13,403
23680	Other Revenue				
	23681 Recovery of Arrears of Revenue	40,000	1,200,179	0	1,160,179
	Total Parent Account 23680	40,000	1,200,179	0	1,160,179
24110	Sale of Fixed Capital				
	24113 Sales of Empty Containers	18,350	14,039	4,311	0
	Total Parent Account 24110	18,350	14,039	4,311	0
	Department Total	15,183,960	11,647,001	7,176,991	3,640,032

DETAILS OF RECURRENT REVENUE FOR THE YEAR ENDED 31ST MARCH, 2019

(Figures in Pula)

MIN DEPT	DETAILS	ESTIMATED REVENUE	ACTUAL REVENUE	UNDER THE ESTIMATE	OVER THE ESTIMATE
PARENT A/C					
CHILD A/C					
1100	MINISTRY OF HEALTH AND WELLNESS				
1109	Department Of Public Health				
23010	Sale of Goods & Services				
	23014 Electricity Charges- Revenue	0	212	0	212
	23066 Sale of Tender Documents	15,000	33,250	0	18,250
	Total Parent Account 23010	15,000	33,462	0	18,462
23210	Other Fees and Charges				
	23306 Private Telephone Charges - Revenue	10,000	5,555	4,445	0
	23329 Sundry Receipts	5,000	0	5,000	0
	23348 Other Hospital fees and Charges	100,000	140,575	0	40,575
	Total Parent Account 23210	115,000	146,130	9,445	40,575
23680	Other Revenue				
	23681 Recovery of Arrears of Revenue	1,000	0	1,000	0
	Total Parent Account 23680	1,000	0	1,000	0
24110	Sale of Fixed Capital				
	24113 Sales of Empty Containers	100	0	100	0
	Total Parent Account 24110	100	0	100	0
	Department Total	131,100	179,593	10,545	59,037
1110	Department Of Aids Prevention And Care				
23010	Sale of Goods & Services				
	23066 Sale of Tender Documents	22,250	12,025	10,225	0
	Total Parent Account 23010	22,250	12,025	10,225	0
23210	Other Fees and Charges				
	23306 Private Telephone Charges - Revenue	1,000	727	273	0
	23329 Sundry Receipts	0	25,411	0	25,411
	Total Parent Account 23210	1,000	26,138	273	25,411
23680	Other Revenue				
	23681 Recovery of Arrears of Revenue	1,000	513	487	0
	Total Parent Account 23680	1,000	513	487	0
24110	Sale of Fixed Capital				
	24113 Sales of Empty Containers	40	12	28	0
	Total Parent Account 24110	40	12	28	0
	Department Total	24,290	38,689	11,012	25,411
TOTAL MINISTRY	1100	18,888,440	16,141,380	8,857,925	6,110,866
			NET UNDER		2,747,060

DETAILS OF RECURRENT REVENUE FOR THE YEAR ENDED 31ST MARCH, 2019

(Figures in Pula)

MIN DEPT	DETAILS	ESTIMATED REVENUE	ACTUAL REVENUE	UNDER THE ESTIMATE	OVER THE ESTIMATE
PARENT A/C					
CHILD A/C					
1200	ADMINISTRATION OF JUSTICE				
1201	Administration Of Justice				
21410	Business & Professional Services				
	21411 Arms & Ammunition Licences	0	10	0	10
	Total Parent Account 21410	0	10	0	10
23010	Sale of Goods & Services				
	23066 Sale of Tender Documents	130,000	88,420	41,580	0
	Total Parent Account 23010	130,000	88,420	41,580	0
23210	Other Fees and Charges				
	23259 Fees of The High Court- Revenue	1,632,000	1,720,027	0	88,027
	23292 Motor Vehicle Accident Surcharge	0	1,954	0	1,954
	23306 Private Telephone Charges - Revenue	50,000	88,878	0	38,878
	23329 Sundry Receipts	10	173,956	0	173,946
	23332 Surcharges Recovered	0	15,000	0	15,000
	Total Parent Account 23210	1,682,010	1,999,815	0	317,805
23510	Fines & Forfeits				
	23515 Judicial & Subordinate Court Fines	45,000,000	21,127,859	23,872,141	0
	23520 Traffic Fines	50,000,000	0	50,000,000	0
	Total Parent Account 23510	95,000,000	21,127,859	73,872,141	0
23680	Other Revenue				
	23681 Recovery of Arrears of Revenue	72,950	17,801	55,149	0
	Total Parent Account 23680	72,950	17,801	55,149	0
24110	Sale of Fixed Capital				
	24112 Sales of Government Furniture	0	211,543	0	211,543
	Total Parent Account 24110	0	211,543	0	211,543
	Department Total	96,884,960	23,445,448	73,968,870	529,358
TOTAL MINISTRY	1200	96,884,960	23,445,448	73,968,870	529,358
NET UNDER					73,439,512

DETAILS OF RECURRENT REVENUE FOR THE YEAR ENDED 31ST MARCH, 2019

(Figures in Pula)

MIN DEPT	DETAILS	ESTIMATED REVENUE	ACTUAL REVENUE	UNDER THE ESTIMATE	OVER THE ESTIMATE
PARENT A/C					
CHILD A/C					
1300	ATTORNEY GENERAL'S CHAMBERS				
1301	Attorney General'S Chambers				
22710	Rent of Buildings & Equipment				
	22722 Rent Rcvd Government Quarters (Inst. & Dist. Housing)	0	700	0	700
	Total Parent Account 22710	0	700	0	700
23010	Sale of Goods & Services				
	23066 Sale of Tender Documents	40,000	49,123	0	9,123
	23083 Sale of Souvenirs	1,320	250	1,070	0
	Total Parent Account 23010	41,320	49,373	1,070	9,123
23210	Other Fees and Charges				
	23212 Accident Damage Recoveries- Revenue	11,350	0	11,350	0
	23306 Private Telephone Charges - Revenue	55,000	88,526	0	33,526
	23329 Sundry Receipts	2,500	12,919	0	10,419
	23332 Surcharges Recovered	10,450	17,860	0	7,410
	23364 Fees - Bonded Officers	0	269,674	0	269,674
	Total Parent Account 23210	79,300	388,980	11,350	321,030
23510	Fines & Forfeits				
	23516 Damages & Legal Costs Recovered	1,150,000	1,339,770	0	189,770
	Total Parent Account 23510	1,150,000	1,339,770	0	189,770
23680	Other Revenue				
	23681 Recovery of Arrears of Revenue	5,000	703	4,297	0
	Total Parent Account 23680	5,000	703	4,297	0
24110	Sale of Fixed Capital				
	24112 Sales of Government Furniture	13,000	15,000	0	2,000
	24113 Sales of Empty Containers	1,000	925	75	0
	Total Parent Account 24110	14,000	15,925	75	2,000
	Department Total	1,289,620	1,795,452	16,792	522,623
	TOTAL MINISTRY 1300	1,289,620	1,795,452	16,792	522,623
	NET OVER				505,832

DETAILS OF RECURRENT REVENUE FOR THE YEAR ENDED 31ST MARCH, 2019

(Figures in Pula)

MIN DEPT	DETAILS	ESTIMATED REVENUE	ACTUAL REVENUE	UNDER THE ESTIMATE	OVER THE ESTIMATE
PARENT A/C					
CHILD A/C					
1400	OFFICE OF THE AUDITOR GENERAL				
1401	Office Of The Auditor General				
23010	Sale of Goods & Services				
	23066 Sale of Tender Documents	10,000	20,425	0	10,425
	Total Parent Account 23010	10,000	20,425	0	10,425
23210	Other Fees and Charges				
	23306 Private Telephone Charges - Revenue	15,000	9,820	5,180	0
	23329 Sundry Receipts	500	1,711	0	1,211
	23332 Surcharges Recovered	0	3,093	0	3,093
	Total Parent Account 23210	15,500	14,623	5,180	4,303
23680	Other Revenue				
	23681 Recovery of Arrears of Revenue	500,000	1,331,561	0	831,561
	Total Parent Account 23680	500,000	1,331,561	0	831,561
	Department Total	525,500	1,366,609	5,180	846,289
TOTAL MINISTRY	1400	525,500	1,366,609	5,180	846,289
				NET OVER	841,109

DETAILS OF RECURRENT REVENUE FOR THE YEAR ENDED 31ST MARCH, 2019

(Figures in Pula)

MIN DEPT	DETAILS	ESTIMATED REVENUE	ACTUAL REVENUE	UNDER THE ESTIMATE	OVER THE ESTIMATE
PARENT A/C					
CHILD A/C					
1500	MINISTRY OF INTERNATIONAL AFFAIRS AND COOPERATION				
1501	Headquarters (Miac)				
23010	Sale of Goods & Services				
	23043 Sale of Government Stores	12,500	4,700	7,800	0
	23066 Sale of Tender Documents	6,000	3,225	2,775	0
	Total Parent Account 23010	18,500	7,925	10,575	0
23210	Other Fees and Charges				
	23306 Private Telephone Charges - Revenue	30,000	112,702	0	82,702
	Total Parent Account 23210	30,000	112,702	0	82,702
	Department Total	48,500	120,627	10,575	82,702
1502	Embassy Of U.S.A (Washington)				
23210	Other Fees and Charges				
	23306 Private Telephone Charges - Revenue	10,000	981	9,019	0
	23329 Sundry Receipts	0	12,294	0	12,294
	Total Parent Account 23210	10,000	13,275	9,019	12,294
	Department Total	10,000	13,275	9,019	12,294
1503	Permanent Representative To U.N (New York)				
22380	Interest: Deposits				
	22381 Interest Received on Deposits - Missions	5,000	0	5,000	0
	Total Parent Account 22380	5,000	0	5,000	0
23010	Sale of Goods & Services				
	23043 Sale of Government Stores	3,000	2,860	140	0
	Total Parent Account 23010	3,000	2,860	140	0
23210	Other Fees and Charges				
	23306 Private Telephone Charges - Revenue	20,000	0	20,000	0
	Total Parent Account 23210	20,000	0	20,000	0
	Department Total	28,000	2,860	25,140	0

DETAILS OF RECURRENT REVENUE FOR THE YEAR ENDED 31ST MARCH, 2019

(Figures in Pula)

MIN DEPT	DETAILS	ESTIMATED REVENUE	ACTUAL REVENUE	UNDER THE ESTIMATE	OVER THE ESTIMATE
PARENT A/C					
CHILD A/C					
1500	MINISTRY OF INTERNATIONAL AFFAIRS AND COOPERATION				
1504	High Commission U.K. (London)				
22380	Interest: Deposits				
	22381 Interest Received on Deposits - Missions	17,000	303,897	0	286,897
	Total Parent Account 22380	17,000	303,897	0	286,897
23210	Other Fees and Charges				
	23306 Private Telephone Charges - Revenue	23,000	19,780	3,220	0
	23329 Sundry Receipts	0	790,016	0	790,016
	Total Parent Account 23210	23,000	809,796	3,220	790,016
23680	Other Revenue				
	23682 Reimbursement of Medical Claims (Revenue)	136,000	54,334	81,666	0
	23699 Re - imbursement of VAT for Foreign Missions	135,000	54,203	80,797	0
	Total Parent Account 23680	271,000	108,538	162,462	0
	Department Total	311,000	1,222,230	165,683	1,076,912
1505	High Commission Zambia (Lusaka)				
23210	Other Fees and Charges				
	23306 Private Telephone Charges - Revenue	10,000	0	10,000	0
	23329 Sundry Receipts	0	369	0	369
	Total Parent Account 23210	10,000	369	10,000	369
23680	Other Revenue				
	23699 Re - imbursement of VAT for Foreign Missions	5,000	0	5,000	0
	Total Parent Account 23680	5,000	0	5,000	0
	Department Total	15,000	369	15,000	369
1506	Embassy Eec And Europe (Brussels)				
23210	Other Fees and Charges				
	23306 Private Telephone Charges - Revenue	45,000	52,992	0	7,992
	23329 Sundry Receipts	0	814	0	814
	Total Parent Account 23210	45,000	53,807	0	8,807
23680	Other Revenue				
	23682 Reimbursement of Medical Claims (Revenue)	4,200	28,642	0	24,442
	23699 Re - imbursement of VAT for Foreign Missions	10,000	8,959	1,041	0
	Total Parent Account 23680	14,200	37,601	1,041	24,442
	Department Total	59,200	91,407	1,041	33,248

DETAILS OF RECURRENT REVENUE FOR THE YEAR ENDED 31ST MARCH, 2019

(Figures in Pula)

MIN DEPT	DETAILS	ESTIMATED REVENUE	ACTUAL REVENUE	UNDER THE ESTIMATE	OVER THE ESTIMATE
PARENT A/C					
CHILD A/C					
1500	MINISTRY OF INTERNATIONAL AFFAIRS AND COOPERATION				
1507	Embassy Sweden (Stockholm)				
23210	Other Fees and Charges				
	23306 Private Telephone Charges - Revenue	5,000	0	5,000	0
	Total Parent Account 23210	5,000	0	5,000	0
23680	Other Revenue				
	23699 Re - imbursement of VAT for Foreign Missions	300,000	424,492	0	124,492
	Total Parent Account 23680	300,000	424,492	0	124,492
	Department Total	305,000	424,492	5,000	124,492
1508	Embassy Zimbabwe (Harare)				
23010	Sale of Goods & Services				
	23043 Sale of Government Stores	100	0	100	0
	Total Parent Account 23010	100	0	100	0
23210	Other Fees and Charges				
	23306 Private Telephone Charges - Revenue	20,000	6,855	13,145	0
	23329 Sundry Receipts	0	133,143	0	133,143
	Total Parent Account 23210	20,000	139,998	13,145	133,143
23680	Other Revenue				
	23682 Reimbursement of Medical Claims (Revenue)	20,000	0	20,000	0
	23699 Re - imbursement of VAT for Foreign Missions	50,000	75,102	0	25,102
	Total Parent Account 23680	70,000	75,102	20,000	25,102
24110	Sale of Fixed Capital				
	24112 Sales of Government Furniture	1,000	0	1,000	0
	24127 Sale of Mission Vehicle	40,000	0	40,000	0
	Total Parent Account 24110	41,000	0	41,000	0
	Department Total	131,100	215,100	74,245	158,244

DETAILS OF RECURRENT REVENUE FOR THE YEAR ENDED 31ST MARCH, 2019

(Figures in Pula)

MIN DEPT	DETAILS	ESTIMATED REVENUE	ACTUAL REVENUE	UNDER THE ESTIMATE	OVER THE ESTIMATE
PARENT A/C					
CHILD A/C					
1500	MINISTRY OF INTERNATIONAL AFFAIRS AND COOPERATION				
1509	High Commission Namibia (Windhoek)				
22380	Interest: Deposits				
	22381 Interest Received on Deposits - Missions	50,000	67,400	0	17,400
	Total Parent Account 22380	50,000	67,400	0	17,400
23210	Other Fees and Charges				
	23306 Private Telephone Charges - Revenue	4,500	13,840	0	9,340
	Total Parent Account 23210	4,500	13,840	0	9,340
23680	Other Revenue				
	23682 Reimbursement of Medical Claims (Revenue)	500	0	500	0
	23699 Re - imbursement of VAT for Foreign Missions	100,000	58,316	41,684	0
	Total Parent Account 23680	100,500	58,316	42,184	0
24110	Sale of Fixed Capital				
	24112 Sales of Government Furniture	2,500	0	2,500	0
	24127 Sale of Mission Vehicle	0	60,735	0	60,735
	Total Parent Account 24110	2,500	60,735	2,500	60,735
	Department Total	157,500	200,291	44,684	87,475
1510	Embassy China (Beijing)				
22380	Interest: Deposits				
	22381 Interest Received on Deposits - Missions	10,000	9,152	848	0
	Total Parent Account 22380	10,000	9,152	848	0
23210	Other Fees and Charges				
	23306 Private Telephone Charges - Revenue	50,000	39,740	10,260	0
	23329 Sundry Receipts	0	119,571	0	119,571
	Total Parent Account 23210	50,000	159,311	10,260	119,571
23680	Other Revenue				
	23682 Reimbursement of Medical Claims (Revenue)	40,000	16,895	23,105	0
	23699 Re - imbursement of VAT for Foreign Missions	210,000	0	210,000	0
	Total Parent Account 23680	250,000	16,895	233,105	0
	Department Total	310,000	185,358	244,213	119,571

DETAILS OF RECURRENT REVENUE FOR THE YEAR ENDED 31ST MARCH, 2019

(Figures in Pula)

MIN DEPT	DETAILS	ESTIMATED REVENUE	ACTUAL REVENUE	UNDER THE ESTIMATE	OVER THE ESTIMATE
PARENT A/C					
CHILD A/C					
1500	MINISTRY OF INTERNATIONAL AFFAIRS AND COOPERATION				
1511	Embassy Switzerland (Geneva)				
22380	Interest: Deposits				
	22381 Interest Received on Deposits - Missions	10,000	3,070	6,930	0
	Total Parent Account 22380	10,000	3,070	6,930	0
23210	Other Fees and Charges				
	23306 Private Telephone Charges - Revenue	8,000	10,197	0	2,197
	23329 Sundry Receipts	0	2,768	0	2,768
	Total Parent Account 23210	8,000	12,965	0	4,965
23680	Other Revenue				
	23682 Reimbursement of Medical Claims (Revenue)	120,000	452,895	0	332,895
	23699 Re - imbursement of VAT for Foreign Missions	5,000	398	4,602	0
	Total Parent Account 23680	125,000	453,293	4,602	332,895
	Department Total	143,000	469,327	11,532	337,860
1512	High Commission South Africa (Pretoria)				
22380	Interest: Deposits				
	22381 Interest Received on Deposits - Missions	200,000	341,317	0	141,317
	Total Parent Account 22380	200,000	341,317	0	141,317
23210	Other Fees and Charges				
	23306 Private Telephone Charges - Revenue	5,000	2,904	2,096	0
	23329 Sundry Receipts	0	146,418	0	146,418
	Total Parent Account 23210	5,000	149,321	2,096	146,418
23680	Other Revenue				
	23682 Reimbursement of Medical Claims (Revenue)	20,000	14,485	5,515	0
	23699 Re - imbursement of VAT for Foreign Missions	25,000	53,949	0	28,949
	Total Parent Account 23680	45,000	68,434	5,515	28,949
24110	Sale of Fixed Capital				
	24112 Sales of Government Furniture	0	7,734	0	7,734
	Total Parent Account 24110	0	7,734	0	7,734
	Department Total	250,000	566,806	7,612	324,418

DETAILS OF RECURRENT REVENUE FOR THE YEAR ENDED 31ST MARCH, 2019

(Figures in Pula)

MIN DEPT	DETAILS	ESTIMATED REVENUE	ACTUAL REVENUE	UNDER THE ESTIMATE	OVER THE ESTIMATE
PARENT A/C					
CHILD A/C					
1500	MINISTRY OF INTERNATIONAL AFFAIRS AND COOPERATION				
1513	Consulate General Johannesburg				
22380	Interest: Deposits				
	22381 Interest Received on Deposits - Missions	1,200,000	2,288,936	0	1,088,936
	Total Parent Account 22380	1,200,000	2,288,936	0	1,088,936
23010	Sale of Goods & Services				
	23043 Sale of Government Stores	15,000	0	15,000	0
	Total Parent Account 23010	15,000	0	15,000	0
23210	Other Fees and Charges				
	23306 Private Telephone Charges - Revenue	5,000	584	4,416	0
	23329 Sundry Receipts	0	52,330	0	52,330
	Total Parent Account 23210	5,000	52,913	4,416	52,330
23680	Other Revenue				
	23682 Reimbursement of Medical Claims (Revenue)	50,000	21,944	28,056	0
	23699 Re - imbursement of VAT for Foreign Missions	140,000	56,264	83,736	0
	Total Parent Account 23680	190,000	78,208	111,792	0
24110	Sale of Fixed Capital				
	24127 Sale of Mission Vehicle	50,000	0	50,000	0
	Total Parent Account 24110	50,000	0	50,000	0
	Department Total	1,460,000	2,420,057	181,209	1,141,266
1515	Embassy Japan (Tokyo)				
22380	Interest: Deposits				
	22381 Interest Received on Deposits - Missions	40	45	0	5
	Total Parent Account 22380	40	45	0	5
23010	Sale of Goods & Services				
	23043 Sale of Government Stores	0	4,738	0	4,738
	Total Parent Account 23010	0	4,738	0	4,738
23210	Other Fees and Charges				
	23306 Private Telephone Charges - Revenue	15,000	6,003	8,997	0
	23329 Sundry Receipts	3,000	4,023	0	1,023
	Total Parent Account 23210	18,000	10,026	8,997	1,023
23680	Other Revenue				
	23682 Reimbursement of Medical Claims (Revenue)	170,000	430,420	0	260,420
	Total Parent Account 23680	170,000	430,420	0	260,420
24110	Sale of Fixed Capital				
	24127 Sale of Mission Vehicle	0	31,290	0	31,290
	Total Parent Account 24110	0	31,290	0	31,290
	Department Total	188,040	476,520	8,997	297,477

DETAILS OF RECURRENT REVENUE FOR THE YEAR ENDED 31ST MARCH, 2019

(Figures in Pula)

MIN DEPT	DETAILS	ESTIMATED REVENUE	ACTUAL REVENUE	UNDER THE ESTIMATE	OVER THE ESTIMATE
PARENT A/C					
CHILD A/C					
1500	MINISTRY OF INTERNATIONAL AFFAIRS AND COOPERATION				
1516	Embassy Ethiopia (Addis Ababa)				
23210	Other Fees and Charges				
	23306 Private Telephone Charges - Revenue	50,000	16,683	33,317	0
	Total Parent Account 23210	50,000	16,683	33,317	0
23680	Other Revenue				
	23699 Re - imbursement of VAT for Foreign Missions	110,000	116,332	0	6,332
	Total Parent Account 23680	110,000	116,332	0	6,332
	Department Total	160,000	133,015	33,317	6,332
1517	High Commission Kenya (Nairobi)				
23210	Other Fees and Charges				
	23306 Private Telephone Charges - Revenue	10,000	508	9,492	0
	23329 Sundry Receipts	20,000	16,848	3,152	0
	Total Parent Account 23210	30,000	17,356	12,644	0
23680	Other Revenue				
	23682 Reimbursement of Medical Claims (Revenue)	0	15,213	0	15,213
	23699 Re - imbursement of VAT for Foreign Missions	2,000	77,475	0	75,475
	Total Parent Account 23680	2,000	92,689	0	90,689
	Department Total	32,000	110,045	12,644	90,689
1518	High Commission Australia (Canberra)				
22380	Interest: Deposits				
	22381 Interest Received on Deposits - Missions	75,000	20,060	54,940	0
	Total Parent Account 22380	75,000	20,060	54,940	0
23210	Other Fees and Charges				
	23306 Private Telephone Charges - Revenue	10,000	4,004	5,996	0
	Total Parent Account 23210	10,000	4,004	5,996	0
23680	Other Revenue				
	23682 Reimbursement of Medical Claims (Revenue)	75,000	63,905	11,095	0
	23699 Re - imbursement of VAT for Foreign Missions	150,000	102,914	47,086	0
	Total Parent Account 23680	225,000	166,818	58,182	0
	Department Total	310,000	190,883	119,117	0

DETAILS OF RECURRENT REVENUE FOR THE YEAR ENDED 31ST MARCH, 2019

(Figures in Pula)

MIN DEPT	DETAILS	ESTIMATED REVENUE	ACTUAL REVENUE	UNDER THE ESTIMATE	OVER THE ESTIMATE
PARENT A/C					
CHILD A/C					
1500	MINISTRY OF INTERNATIONAL AFFAIRS AND COOPERATION				
1519	High Commission India (New Delhi)				
23210	Other Fees and Charges				
	23306 Private Telephone Charges - Revenue	10,000	6,337	3,663	0
	Total Parent Account 23210	10,000	6,337	3,663	0
23680	Other Revenue				
	23699 Re - imbursement of VAT for Foreign Missions	50,000	30,686	19,314	0
	Total Parent Account 23680	50,000	30,686	19,314	0
24110	Sale of Fixed Capital				
	24127 Sale of Mission Vehicle	0	15,362	0	15,362
	Total Parent Account 24110	0	15,362	0	15,362
	Department Total	60,000	52,385	22,977	15,362
1520	High Commission Nigeria (Abuja)				
23010	Sale of Goods & Services				
	23043 Sale of Government Stores	0	106	0	106
	Total Parent Account 23010	0	106	0	106
23210	Other Fees and Charges				
	23306 Private Telephone Charges - Revenue	10,000	6,228	3,773	0
	Total Parent Account 23210	10,000	6,228	3,773	0
24110	Sale of Fixed Capital				
	24112 Sales of Government Furniture	0	4,651	0	4,651
	Total Parent Account 24110	0	4,651	0	4,651
	Department Total	10,000	10,984	3,773	4,757

DETAILS OF RECURRENT REVENUE FOR THE YEAR ENDED 31ST MARCH, 2019

(Figures in Pula)

MIN DEPT	DETAILS	ESTIMATED REVENUE	ACTUAL REVENUE	UNDER THE ESTIMATE	OVER THE ESTIMATE
PARENT A/C					
CHILD A/C					
1500	MINISTRY OF INTERNATIONAL AFFAIRS AND COOPERATION				
1521	Embassy Brazil (Brasilia)				
22380	Interest: Deposits				
	22381 Interest Received on Deposits - Missions	1,500,000	1,350,642	149,358	0
	Total Parent Account 22380	1,500,000	1,350,642	149,358	0
23210	Other Fees and Charges				
	23306 Private Telephone Charges - Revenue	7,000	803	6,197	0
	Total Parent Account 23210	7,000	803	6,197	0
23680	Other Revenue				
	23682 Reimbursement of Medical Claims (Revenue)	20,000	0	20,000	0
	23699 Re - imbursement of VAT for Foreign Missions	20,000	0	20,000	0
	Total Parent Account 23680	40,000	0	40,000	0
24110	Sale of Fixed Capital				
	24112 Sales of Government Furniture	8,000	288	7,712	0
	24127 Sale of Mission Vehicle	26,000	54,787	0	28,787
	Total Parent Account 24110	34,000	55,075	7,712	28,787
	Department Total	1,581,000	1,406,520	203,267	28,787
1522	Embassy Kuwait (Kuwait City)				
23210	Other Fees and Charges				
	23306 Private Telephone Charges - Revenue	1,000	0	1,000	0
	23329 Sundry Receipts	10,000	0	10,000	0
	Total Parent Account 23210	11,000	0	11,000	0
23680	Other Revenue				
	23682 Reimbursement of Medical Claims (Revenue)	2,000	0	2,000	0
	Total Parent Account 23680	2,000	0	2,000	0
24110	Sale of Fixed Capital				
	24127 Sale of Mission Vehicle	51,720	35,032	16,688	0
	Total Parent Account 24110	51,720	35,032	16,688	0
	Department Total	64,720	35,032	29,688	0
1523	High Commission Mozambique (Maputo)				
23210	Other Fees and Charges				
	23306 Private Telephone Charges - Revenue	5,000	2,455	2,545	0
	23329 Sundry Receipts	0	144,666	0	144,666
	Total Parent Account 23210	5,000	147,121	2,545	144,666
	Department Total	5,000	147,121	2,545	144,666

DETAILS OF RECURRENT REVENUE FOR THE YEAR ENDED 31ST MARCH, 2019

(Figures in Pula)

MIN DEPT	DETAILS	ESTIMATED REVENUE	ACTUAL REVENUE	UNDER THE ESTIMATE	OVER THE ESTIMATE
PARENT A/C					
CHILD A/C					
1500	MINISTRY OF INTERNATIONAL AFFAIRS AND COOPERATION				
1524	Embassy Germany (Berlin)				
22380	Interest: Deposits				
	22381 Interest Received on Deposits - Missions	0	4,512	0	4,512
	Total Parent Account 22380	0	4,512	0	4,512
23210	Other Fees and Charges				
	23306 Private Telephone Charges - Revenue	5,000	563	4,437	0
	23329 Sundry Receipts	2,000	34,008	0	32,008
	Total Parent Account 23210	7,000	34,571	4,437	32,008
23680	Other Revenue				
	23682 Reimbursement of Medical Claims (Revenue)	0	40,853	0	40,853
	23699 Re - imbursement of VAT for Foreign Missions	0	186,168	0	186,168
	Total Parent Account 23680	0	227,021	0	227,021
	Department Total	7,000	266,104	4,437	263,541
	TOTAL MINISTRY 1500	5,646,060	8,760,807	1,235,713	4,350,460
				NET OVER	3,114,747

DETAILS OF RECURRENT REVENUE FOR THE YEAR ENDED 31ST MARCH, 2019

(Figures in Pula)

MIN DEPT	DETAILS	ESTIMATED REVENUE	ACTUAL REVENUE	UNDER THE ESTIMATE	OVER THE ESTIMATE
PARENT A/C					
CHILD A/C					
1600	INDEPENDENT ELECTORAL COMMISSION				
1601	Independent Electoral Commission				
23010	Sale of Goods & Services				
	23066 Sale of Tender Documents	6,000	36,446	0	30,446
	23079 Sale of Election Rolls	1,000	2,485	0	1,485
	Total Parent Account 23010	7,000	38,931	0	31,931
23210	Other Fees and Charges				
	23212 Accident Damage Recoveries- Revenue	0	29,093	0	29,093
	23306 Private Telephone Charges - Revenue	24,000	14,565	9,435	0
	23329 Sundry Receipts	10	225,133	0	225,123
	23332 Surcharges Recovered	0	8,761	0	8,761
	Total Parent Account 23210	24,010	277,552	9,435	262,977
23680	Other Revenue				
	23681 Recovery of Arrears of Revenue	1,000	1,067	0	67
	Total Parent Account 23680	1,000	1,067	0	67
24110	Sale of Fixed Capital				
	24113 Sales of Empty Containers	0	92	0	92
	Total Parent Account 24110	0	92	0	92
	Department Total	32,010	317,642	9,435	295,067
TOTAL MINISTRY	1600	32,010	317,642	9,435	295,067
			NET OVER		285,632

DETAILS OF RECURRENT REVENUE FOR THE YEAR ENDED 31ST MARCH, 2019

(Figures in Pula)

MIN DEPT	DETAILS	ESTIMATED REVENUE	ACTUAL REVENUE	UNDER THE ESTIMATE	OVER THE ESTIMATE
PARENT A/C					
CHILD A/C					
1700	OFFICE OF THE OMBUDSMAN				
1701	Office Of The Ombudsman				
23010	Sale of Goods & Services				
	23066 Sale of Tender Documents	10	5,750	0	5,740
	Total Parent Account 23010	10	5,750	0	5,740
23210	Other Fees and Charges				
	23306 Private Telephone Charges - Revenue	13,000	15,618	0	2,618
	23329 Sundry Receipts	10	206	0	196
	Total Parent Account 23210	13,010	15,824	0	2,814
23680	Other Revenue				
	23681 Recovery of Arrears of Revenue	5,000	1,639	3,361	0
	Total Parent Account 23680	5,000	1,639	3,361	0
	Department Total	18,020	23,213	3,361	8,554
TOTAL MINISTRY	1700	18,020	23,213	3,361	8,554
			NET OVER		5,193

DETAILS OF RECURRENT REVENUE FOR THE YEAR ENDED 31ST MARCH, 2019

(Figures in Pula)

MIN DEPT	DETAILS	ESTIMATED REVENUE	ACTUAL REVENUE	UNDER THE ESTIMATE	OVER THE ESTIMATE
PARENT A/C					
CHILD A/C					
1800	MINISTRY OF LAND MANAGEMENT, WATER AND SANITATION SERVICES				
1801	Headquarters (Mlws)				
23010	Sale of Goods & Services				
	23066 Sale of Tender Documents	10,000	46,375	0	36,375
	Total Parent Account 23010	10,000	46,375	0	36,375
23210	Other Fees and Charges				
	23306 Private Telephone Charges - Revenue	150,000	10,502	139,498	0
	23311 Registration Fees Land Tribunal	10,000	4,595	5,405	0
	23329 Sundry Receipts	5,500	21,208	0	15,708
	23332 Surcharges Recovered	25,000	0	25,000	0
	Total Parent Account 23210	190,500	36,306	169,903	15,708
23510	Fines & Forfeits				
	23517 Land Tribunal Fines	15,000	24,500	0	9,500
	Total Parent Account 23510	15,000	24,500	0	9,500
	Department Total	215,500	107,181	169,903	61,583
1802	Department Of Housing				
22710	Rent of Buildings & Equipment				
	22721 Rent Received Government Quarters (BHC Pool House)	0	-4,019	4,019	0
	22722 Rent Rcvd Government Quarters (Inst. & Dist. Housing)	0	-2,223	2,223	0
	Total Parent Account 22710	0	-6,242	6,242	0
	Department Total	0	-6,242	6,242	0
1803	Department Of Surveys And Mapping				
23010	Sale of Goods & Services				
	23049 Sale of Maps	250,000	145,454	104,546	0
	23051 Sale of National Atlas	10,000	580	9,420	0
	23066 Sale of Tender Documents	20,000	20,000	0	0
	Total Parent Account 23010	280,000	166,034	113,966	0
23210	Other Fees and Charges				
	23306 Private Telephone Charges - Revenue	15,000	7,337	7,663	0
	23329 Sundry Receipts	10	13,307	0	13,297
	23333 Survey Fees - Revenue	250,000	618,851	0	368,851
	Total Parent Account 23210	265,010	639,495	7,663	382,148
	Department Total	545,010	805,529	121,629	382,148

DETAILS OF RECURRENT REVENUE FOR THE YEAR ENDED 31ST MARCH, 2019

(Figures in Pula)

MIN DEPT	DETAILS	ESTIMATED REVENUE	ACTUAL REVENUE	UNDER THE ESTIMATE	OVER THE ESTIMATE
PARENT A/C					
CHILD A/C					
1800	MINISTRY OF LAND MANAGEMENT, WATER AND SANITATION SERVICES				
1804	Department Of Town And Country Planning				
23010	Sale of Goods & Services				
	23049 Sale of Maps	40,000	39,005	995	0
	23066 Sale of Tender Documents	10,000	0	10,000	0
	Total Parent Account 23010	50,000	39,005	10,995	0
23210	Other Fees and Charges				
	23298 Planning Fees - Revenue	10	0	10	0
	23306 Private Telephone Charges - Revenue	5,000	2,889	2,111	0
	23329 Sundry Receipts	10	2,570	0	2,560
	Total Parent Account 23210	5,020	5,459	2,121	2,560
23510	Fines & Forfeits				
	23523 Registration fees for Physical Planners	20,000	22,535	0	2,535
	Total Parent Account 23510	20,000	22,535	0	2,535
	Department Total	75,020	66,999	13,116	5,095
1805	Department Of Lands				
22600	Rent of Land				
	22601 Rents, State Land/Farms	5,407,500	18,145,568	0	12,738,068
	22603 Interest on Sale of State Land	3,244,500	998,064	2,246,436	0
	Total Parent Account 22600	8,652,000	19,143,631	2,246,436	12,738,068
22710	Rent of Buildings & Equipment				
	22723 Rent Received Offices	2,163,000	1,362,507	800,493	0
	Total Parent Account 22710	2,163,000	1,362,507	800,493	0
23210	Other Fees and Charges				
	23235 Certificate of Compliance- Revenue	129,270	89,475	39,795	0
	23282 Application Fees - Revenue	420,000	61,475	358,525	0
	23296 Penalty Fees - Revenue	1,838,550	7,108,121	0	5,269,571
	23306 Private Telephone Charges - Revenue	3,150	8,481	0	5,331
	23329 Sundry Receipts	310	27,848	0	27,538
	23332 Surcharges Recovered	0	18,084	0	18,084
	Total Parent Account 23210	2,391,280	7,313,485	398,320	5,320,525
23680	Other Revenue				
	23681 Recovery of Arrears of Revenue	4,326,000	1,436,382	2,889,618	0
	Total Parent Account 23680	4,326,000	1,436,382	2,889,618	0
24210	Sale of Land				
	24211 Sales of State Land	32,445,000	10,755,550	21,689,450	0
	Total Parent Account 24210	32,445,000	10,755,550	21,689,450	0
	Department Total	49,977,280	40,011,555	28,024,317	18,058,592

DETAILS OF RECURRENT REVENUE FOR THE YEAR ENDED 31ST MARCH, 2019

(Figures in Pula)

MIN DEPT	DETAILS	ESTIMATED REVENUE	ACTUAL REVENUE	UNDER THE ESTIMATE	OVER THE ESTIMATE
PARENT A/C					
CHILD A/C					
1800	MINISTRY OF LAND MANAGEMENT, WATER AND SANITATION SERVICES				
1806	Deeds Registry				
21320	Transfer Duties				
	21323 Transfer Duties	58,720,000	67,810,255	0	9,090,255
	Total Parent Account 21320	58,720,000	67,810,255	0	9,090,255
23010	Sale of Goods & Services				
	23066 Sale of Tender Documents	2,000	0	2,000	0
	23081 Sale of Deeds Certificate Copies	30,000	37,772	0	7,772
	Total Parent Account 23010	32,000	37,772	2,000	7,772
23210	Other Fees and Charges				
	23306 Private Telephone Charges - Revenue	8,000	4,497	3,503	0
	23329 Sundry Receipts	300	420	0	120
	Total Parent Account 23210	8,300	4,917	3,503	120
	Department Total	58,760,300	67,852,944	5,503	9,098,147
1808	Department Of Project Management Office				
23010	Sale of Goods & Services				
	23066 Sale of Tender Documents	50,000	122,750	0	72,750
	Total Parent Account 23010	50,000	122,750	0	72,750
23210	Other Fees and Charges				
	23306 Private Telephone Charges - Revenue	2,000	2,250	0	250
	23329 Sundry Receipts	100	20	80	0
	Total Parent Account 23210	2,100	2,270	80	250
	Department Total	52,100	125,020	80	73,000
1809	Department Of Water And Sanitation				
23010	Sale of Goods & Services				
	23066 Sale of Tender Documents	100,000	1,376,818	0	1,276,818
	Total Parent Account 23010	100,000	1,376,818	0	1,276,818
23210	Other Fees and Charges				
	23212 Accident Damage Recoveries- Revenue	0	3,048	0	3,048
	23306 Private Telephone Charges - Revenue	50,000	33,996	16,004	0
	23329 Sundry Receipts	100,000	60,349	39,651	0
	23332 Surcharges Recovered	0	3,470	0	3,470
	23349 Hydrogeology Data Fees	50,000	22,965	27,035	0
	23354 Leasing of Government Boreholes - Revenue	1,500,000	853,999	646,001	0
	Water Rights - Revenue				

DETAILS OF RECURRENT REVENUE FOR THE YEAR ENDED 31ST MARCH, 2019

(Figures in Pula)

MIN DEPT	DETAILS	ESTIMATED REVENUE	ACTUAL REVENUE	UNDER THE ESTIMATE	OVER THE ESTIMATE
PARENT A/C					
CHILD A/C					
1800	MINISTRY OF LAND MANAGEMENT, WATER AND SANITATION SERVICES				
1809	Department Of Water And Sanitation				
23210	Other Fees and Charges				
	23355	50,000	62,270	0	12,270
	23356 Boat Permits - Revenue	20,000	12,540	7,460	0
	23357 Boat Registration - Revenue	10,000	10,214	0	214
	23363 Water Analysis - Revenue	300,000	416,468	0	116,468
	Total Parent Account 23210	2,080,000	1,479,320	736,150	135,470
	Department Total	2,180,000	2,856,137	736,150	1,412,287
TOTAL MINISTRY	1800	111,805,210	111,819,123	29,076,940	29,090,853
NET OVER					13,913

DETAILS OF RECURRENT REVENUE FOR THE YEAR ENDED 31ST MARCH, 2019

(Figures in Pula)

MIN DEPT	DETAILS	ESTIMATED REVENUE	ACTUAL REVENUE	UNDER THE ESTIMATE	OVER THE ESTIMATE
PARENT A/C					
CHILD A/C					
2000	MINISTRY OF ENVIRONMENT, NATURAL RESOURCES CONSERVATION AND TOURISM				
2001	Headquarters (Ment)				
22600	Rent of Land				
	22601 Rents, State Land/Farms	10	0	10	0
	Total Parent Account 22600	10	0	10	0
23010	Sale of Goods & Services				
	23043 Sale of Government Stores	15,000	187,283	0	172,283
	23066 Sale of Tender Documents	25,000	13,925	11,075	0
	Total Parent Account 23010	40,000	201,208	11,075	172,283
23210	Other Fees and Charges				
	23212 Accident Damage Recoveries- Revenue	10	0	10	0
	23247 Directors Fees- Revenue	5,460	8,610	0	3,150
	23306 Private Telephone Charges - Revenue	35,000	35,888	0	888
	23329 Sundry Receipts	10,000	6,520	3,480	0
	23332 Surcharges Recovered	4,000	2,610	1,390	0
	23364 Fees - Bonded Officers	100,000	120,668	0	20,668
	Total Parent Account 23210	154,470	174,296	4,880	24,706
23680	Other Revenue				
	23681 Recovery of Arrears of Revenue	850	41,237	0	40,387
	Total Parent Account 23680	850	41,237	0	40,387
	Department Total	195,330	416,740	15,965	237,376

DETAILS OF RECURRENT REVENUE FOR THE YEAR ENDED 31ST MARCH, 2019

(Figures in Pula)

MIN DEPT	DETAILS	ESTIMATED REVENUE	ACTUAL REVENUE	UNDER THE ESTIMATE	OVER THE ESTIMATE
PARENT A/C					
CHILD A/C					
2000	MINISTRY OF ENVIRONMENT, NATURAL RESOURCES CONSERVATION AND TOURISM				
2002	Department Of Wildlife And National Parks				
21410	Business & Professional Services				
	21416 Gaming Licences	700,000	828,928	0	128,928
	Total Parent Account 21410	700,000	828,928	0	128,928
21840	Export Duties				
	21844 Export Tax (Game Trophies)	100,000	71,164	28,836	0
	Total Parent Account 21840	100,000	71,164	28,836	0
23010	Sale of Goods & Services				
	23016 Fisheries Revenue	300,000	146,017	153,983	0
	23046 Sale of Ivory, Trophies and Forfeited Animals	200,000	143,614	56,387	0
	23066 Sale of Tender Documents	50,000	112,291	0	62,291
	Total Parent Account 23010	550,000	401,921	210,370	62,291
23210	Other Fees and Charges				
	23212 Accident Damage Recoveries- Revenue	100,000	992	99,008	0
	23256 Examination and Tuition Fees- Revenue	20,000	0	20,000	0
	23264 Game Camp Fees- Revenue	46,900,000	53,223,956	0	6,323,956
	23268 Hostel Charges- Revenue	2,000	0	2,000	0
	23306 Private Telephone Charges - Revenue	25,000	42,656	0	17,656
	23329 Sundry Receipts	500	94,140	0	93,640
	23332 Surcharges Recovered	150,000	645	149,355	0
	23383 CITES Stationery - Revenue	10,000	2,005	7,995	0
	23407 Kgalagadi Trans-Frontier Park Fees	2,000,000	1,521,705	478,295	0
	Total Parent Account 23210	49,207,500	54,886,099	756,653	6,435,252
23680	Other Revenue				
	23681 Recovery of Arrears of Revenue	2,000	1,955	46	0
	Total Parent Account 23680	2,000	1,955	46	0
	Department Total	50,559,500	56,190,067	995,904	6,626,471

DETAILS OF RECURRENT REVENUE FOR THE YEAR ENDED 31ST MARCH, 2019

(Figures in Pula)

MIN DEPT	DETAILS	ESTIMATED REVENUE	ACTUAL REVENUE	UNDER THE ESTIMATE	OVER THE ESTIMATE
PARENT A/C					
CHILD A/C					
2000	MINISTRY OF ENVIRONMENT, NATURAL RESOURCES CONSERVATION AND TOURISM				
2003	Department Of Tourism				
21410	Business & Professional Services				
	21419 Tourism Enterprise Licences	1,500,000	1,495,212	4,788	0
	Total Parent Account 21410	1,500,000	1,495,212	4,788	0
23010	Sale of Goods & Services				
	23066 Sale of Tender Documents	3,000	8,015	0	5,015
	Total Parent Account 23010	3,000	8,015	0	5,015
23210	Other Fees and Charges				
	23306 Private Telephone Charges - Revenue	2,500	980	1,520	0
	23329 Sundry Receipts	10	21,743	0	21,733
	23332 Surcharges Recovered	0	9,698	0	9,698
	23408 Penalties- (license fees, training levy returns & tourism statistics	550,000	447,433	102,567	0
	Total Parent Account 23210	552,510	479,855	104,086	31,431
23680	Other Revenue				
	23681 Recovery of Arrears of Revenue	10	0	10	0
	Total Parent Account 23680	10	0	10	0
24110	Sale of Fixed Capital				
	24113 Sales of Empty Containers	250	200	50	0
	Total Parent Account 24110	250	200	50	0
	Department Total	2,055,770	1,983,282	108,934	36,446
2004	Department Of Meteorological Services				
23010	Sale of Goods & Services				
	23066 Sale of Tender Documents	10,000	3,300	6,700	0
	Total Parent Account 23010	10,000	3,300	6,700	0
23210	Other Fees and Charges				
	23212 Accident Damage Recoveries- Revenue	10,000	27,510	0	17,510
	23306 Private Telephone Charges - Revenue	30,000	6,467	23,533	0
	23329 Sundry Receipts	500	41,349	0	40,849
	Total Parent Account 23210	40,500	75,326	23,533	58,359
23680	Other Revenue				
	23681 Recovery of Arrears of Revenue	1,500	362	1,138	0
	Total Parent Account 23680	1,500	362	1,138	0
	Department Total	52,000	78,988	31,371	58,359

DETAILS OF RECURRENT REVENUE FOR THE YEAR ENDED 31ST MARCH, 2019

(Figures in Pula)

MIN DEPT	DETAILS	ESTIMATED REVENUE	ACTUAL REVENUE	UNDER THE ESTIMATE	OVER THE ESTIMATE
PARENT A/C					
CHILD A/C					
2000	MINISTRY OF ENVIRONMENT, NATURAL RESOURCES CONSERVATION AND TOURISM				
2005	Department Of Sanitation And Pollution Control				
23010	Sale of Goods & Services				
	23056 Sale of Publications	1,000	13,000	0	12,000
	Total Parent Account 23010	1,000	13,000	0	12,000
23210	Other Fees and Charges				
	23215 Pollution Permit Fees- Revenue	270,000	335,135	0	65,135
	23281 Laboratory&Consultancy Service Fees- Revenue	10,000	900	9,100	0
	23306 Private Telephone Charges - Revenue	4,000	3,566	434	0
	23329 Sundry Receipts	10	0	10	0
	23332 Surcharges Recovered	12,000	0	12,000	0
	Total Parent Account 23210	296,010	339,601	21,544	65,135
23510	Fines & Forfeits				
	23518 Waste Management & Pollution Fines	10	600	0	590
	Total Parent Account 23510	10	600	0	590
23680	Other Revenue				
	23681 Recovery of Arrears of Revenue	500	0	500	0
	Total Parent Account 23680	500	0	500	0
24110	Sale of Fixed Capital				
	24113 Sales of Empty Containers	300	0	300	0
	Total Parent Account 24110	300	0	300	0
	Department Total	297,820	353,201	22,344	77,725

DETAILS OF RECURRENT REVENUE FOR THE YEAR ENDED 31ST MARCH, 2019

(Figures in Pula)

MIN DEPT	DETAILS	ESTIMATED REVENUE	ACTUAL REVENUE	UNDER THE ESTIMATE	OVER THE ESTIMATE
PARENT A/C					
CHILD A/C					
2000	MINISTRY OF ENVIRONMENT, NATURAL RESOURCES CONSERVATION AND TOURISM				
2006	Department Of Forestry And Range Resources				
23010	Sale of Goods & Services				
	23017 Forest Revenue- Nursery	200,000	335,109	0	135,109
	23066 Sale of Tender Documents	200,000	28,237	171,764	0
	Total Parent Account 23010	400,000	363,346	171,764	135,109
23210	Other Fees and Charges				
	23306 Private Telephone Charges - Revenue	5,000	2,184	2,816	0
	23329 Sundry Receipts	800	90	710	0
	23332 Surcharges Recovered	1,000	0	1,000	0
	23384 Veld Products General Permit	30,000	20,449	9,551	0
	23386 Veld Products Dealers' Permit	120,000	280,936	0	160,936
	23389 Veld Products Export Permit	150,000	494,310	0	344,310
	Total Parent Account 23210	306,800	797,969	14,077	505,246
23680	Other Revenue				
	23681 Recovery of Arrears of Revenue	500	113	387	0
	Total Parent Account 23680	500	113	387	0
24110	Sale of Fixed Capital				
	24113 Sales of Empty Containers	700	0	700	0
	Total Parent Account 24110	700	0	700	0
	Department Total	708,000	1,161,428	186,927	640,355
2007	Department Of Environmental Affairs				
23010	Sale of Goods & Services				
	23066 Sale of Tender Documents	10	1,560	0	1,550
	Total Parent Account 23010	10	1,560	0	1,550
23210	Other Fees and Charges				
	23306 Private Telephone Charges - Revenue	2,050	0	2,050	0
	23329 Sundry Receipts	10	0	10	0
	23332 Surcharges Recovered	10,000	7,065	2,935	0
	23421 Environmental Impact assessment Fees	500,000	302,980	197,020	0
	Total Parent Account 23210	512,060	310,045	202,015	0
23680	Other Revenue				
	23681 Recovery of Arrears of Revenue	1,000	0	1,000	0
	Total Parent Account 23680	1,000	0	1,000	0
	Department Total	513,070	311,605	203,015	1,550

DETAILS OF RECURRENT REVENUE FOR THE YEAR ENDED 31ST MARCH, 2019

(Figures in Pula)

MIN DEPT	DETAILS	ESTIMATED REVENUE	ACTUAL REVENUE	UNDER THE ESTIMATE	OVER THE ESTIMATE
PARENT A/C					
CHILD A/C					
2000	MINISTRY OF ENVIRONMENT, NATURAL RESOURCES CONSERVATION AND TOURISM				
2008	Department Of National Museum, Monuments And Art Gallery				
23010	Sale of Goods & Services				
	23043 Sale of Government Stores	0	220	0	220
	23066 Sale of Tender Documents	5,000	7,750	0	2,750
	Total Parent Account 23010	5,000	7,970	0	2,970
23210	Other Fees and Charges				
	23306 Private Telephone Charges - Revenue	10,000	849	9,151	0
	23329 Sundry Receipts	2,000	8,450	0	6,450
	23332 Surcharges Recovered	10,000	0	10,000	0
	23422 Museum Facilities	80,000	36,150	43,850	0
	Total Parent Account 23210	102,000	45,449	63,001	6,450
24110	Sale of Fixed Capital				
	24113 Sales of Empty Containers	100	145	0	45
	Total Parent Account 24110	100	145	0	45
	Department Total	107,100	53,564	63,001	9,465
	TOTAL MINISTRY 2000	54,488,590	60,548,875	1,627,462	7,687,747
				NET OVER	6,060,285

DETAILS OF RECURRENT REVENUE FOR THE YEAR ENDED 31ST MARCH, 2019

(Figures in Pula)

MIN DEPT	DETAILS	ESTIMATED REVENUE	ACTUAL REVENUE	UNDER THE ESTIMATE	OVER THE ESTIMATE
PARENT A/C					
CHILD A/C					
2100	INDUSTRIAL COURT				
2101	Industrial Court				
23010	Sale of Goods & Services				
	23066 Sale of Tender Documents	5,000	11,314	0	6,314
	Total Parent Account 23010	5,000	11,314	0	6,314
23210	Other Fees and Charges				
	23246 Court Process and Other Account Fees- Revenue	20,000	18,205	1,795	0
	23292 Motor Vehicle Accident Surcharge	0	3,360	0	3,360
	23306 Private Telephone Charges - Revenue	100,000	58,343	41,657	0
	23329 Sundry Receipts	15,000	167,061	0	152,061
	Total Parent Account 23210	135,000	246,970	43,452	155,421
	Department Total	140,000	258,284	43,452	161,735
TOTAL MINISTRY	2100	140,000	258,284	43,452	161,735
			NET OVER		118,284

DETAILS OF RECURRENT REVENUE FOR THE YEAR ENDED 31ST MARCH, 2019

(Figures in Pula)

MIN DEPT	DETAILS	ESTIMATED REVENUE	ACTUAL REVENUE	UNDER THE ESTIMATE	OVER THE ESTIMATE
PARENT A/C					
CHILD A/C					
2200	MINISTRY OF YOUTH EMPOWERMENT, SPORT AND CULTURE DEVELOPMENT				
2201	Headquarters(Mysc)				
23010	Sale of Goods & Services				
	23066 Sale of Tender Documents	85,000	86,203	0	1,203
	Total Parent Account 23010	85,000	86,203	0	1,203
23210	Other Fees and Charges				
	23247 Directors Fees- Revenue	3,000	0	3,000	0
	23306 Private Telephone Charges - Revenue	30,000	43,518	0	13,518
	23329 Sundry Receipts	10	481,238	0	481,228
	23332 Surcharges Recovered	0	3,000	0	3,000
	23364 Fees - Bonded Officers	10	0	10	0
	23414 Gate takings	20,000	26,510	0	6,510
	23423 Lost Books	5,000	4,768	232	0
	23427 Cost Recovery of Funds for BNYC Play Grounds	0	500	0	500
	Total Parent Account 23210	58,020	559,534	3,242	504,756
23680	Other Revenue				
	23681 Recovery of Arrears of Revenue	10	185	0	175
	23702 Recovery of Loan-Youth Development Fund	4,000,000	4,567,638	0	567,638
	Total Parent Account 23680	4,000,010	4,567,823	0	567,813
24110	Sale of Fixed Capital				
	24112 Sales of Government Furniture	0	6,866	0	6,866
	24113 Sales of Empty Containers	2,000	1,571	430	0
	Total Parent Account 24110	2,000	8,437	430	6,866
	Department Total	4,145,030	5,221,996	3,671	1,080,637
2202	National Library Services				
23210	Other Fees and Charges				
	23329 Sundry Receipts	0	180	0	180
	Total Parent Account 23210	0	180	0	180
	Department Total	0	180	0	180

DETAILS OF RECURRENT REVENUE FOR THE YEAR ENDED 31ST MARCH, 2019

(Figures in Pula)

MIN DEPT	DETAILS	ESTIMATED REVENUE	ACTUAL REVENUE	UNDER THE ESTIMATE	OVER THE ESTIMATE
PARENT A/C					
CHILD A/C					
2200	MINISTRY OF YOUTH EMPOWERMENT, SPORT AND CULTURE DEVELOPMENT				
2206	Department Of National Archives And Records Services				
23010	Sale of Goods & Services				
	23066 Sale of Tender Documents	2,850	325	2,525	0
	23082 Photocopies of Archival Material	3,280	4,514	0	1,234
	Total Parent Account 23010	6,130	4,839	2,525	1,234
23210	Other Fees and Charges				
	23306 Private Telephone Charges - Revenue	1,320	579	741	0
	23329 Sundry Receipts	10	11,300	0	11,290
	23332 Surcharges Recovered	0	1,008	0	1,008
	Total Parent Account 23210	1,330	12,887	741	12,298
24110	Sale of Fixed Capital				
	24113 Sales of Empty Containers	230	1,010	0	780
	Total Parent Account 24110	230	1,010	0	780
	Department Total	7,690	18,736	3,266	14,312
2209	Department Of National Internship Programme				
23010	Sale of Goods & Services				
	23066 Sale of Tender Documents	3,000	900	2,100	0
	Total Parent Account 23010	3,000	900	2,100	0
23210	Other Fees and Charges				
	23306 Private Telephone Charges - Revenue	2,000	2,213	0	213
	23329 Sundry Receipts	10	0	10	0
	Total Parent Account 23210	2,010	2,213	10	213
	Department Total	5,010	3,113	2,110	213
TOTAL MINISTRY	2200	4,157,730	5,244,026	9,047	1,095,343
			NET OVER		1,086,296

DETAILS OF RECURRENT REVENUE FOR THE YEAR ENDED 31ST MARCH, 2019

(Figures in Pula)

MIN DEPT	DETAILS	ESTIMATED REVENUE	ACTUAL REVENUE	UNDER THE ESTIMATE	OVER THE ESTIMATE
PARENT A/C					
CHILD A/C					
2300	MINISTRY OF INFRASTRUCTURE AND HOUSING DEVELOPMENT				
2301	Headquarters (Mih)				
23010	Sale of Goods & Services				
	23066 Sale of Tender Documents	0	18,700	0	18,700
	Total Parent Account 23010	0	18,700	0	18,700
23210	Other Fees and Charges				
	23247 Directors Fees- Revenue	3,360	0	3,360	0
	23306 Private Telephone Charges - Revenue	30,000	24,882	5,118	0
	23329 Sundry Receipts	0	801,344	0	801,344
	Total Parent Account 23210	33,360	826,225	8,478	801,344
23680	Other Revenue				
	23681 Recovery of Arrears of Revenue	6,000	21,788	0	15,788
	Total Parent Account 23680	6,000	21,788	0	15,788
24110	Sale of Fixed Capital				
	24113 Sales of Empty Containers	50	0	50	0
	Total Parent Account 24110	50	0	50	0
	Department Total	39,410	866,714	8,528	835,832
2302	Department Of Building And Engineering Services				
23010	Sale of Goods & Services				
	23066 Sale of Tender Documents	800,000	1,419,581	0	619,581
	Total Parent Account 23010	800,000	1,419,581	0	619,581
23210	Other Fees and Charges				
	23306 Private Telephone Charges - Revenue	45,000	31,906	13,094	0
	23329 Sundry Receipts	0	39,556	0	39,556
	23332 Surcharges Recovered	12,560	0	12,560	0
	Total Parent Account 23210	57,560	71,462	25,654	39,556
23680	Other Revenue				
	23681 Recovery of Arrears of Revenue	3,000	16,439	0	13,439
	Total Parent Account 23680	3,000	16,439	0	13,439
24110	Sale of Fixed Capital				
	24112 Sales of Government Furniture	150,000	4,169	145,831	0
	24113 Sales of Empty Containers	1,440	2,061	0	621
	24115 Sales of Scrap Metals and Used Tyres	150,000	91,415	58,585	0
	Total Parent Account 24110	301,440	97,645	204,416	621
	Department Total	1,162,000	1,605,127	230,071	673,197

DETAILS OF RECURRENT REVENUE FOR THE YEAR ENDED 31ST MARCH, 2019

(Figures in Pula)

MIN DEPT	DETAILS	ESTIMATED REVENUE	ACTUAL REVENUE	UNDER THE ESTIMATE	OVER THE ESTIMATE
PARENT A/C					
CHILD A/C					
2300	MINISTRY OF INFRASTRUCTURE AND HOUSING DEVELOPMENT				
2305	Department Of Housing				
22710	Rent of Buildings & Equipment				
	22718 Private Leases, Government Quarters- Rent Received	8,006,400	8,025,446	0	19,046
	22721 Rent Received Government Quarters (BHC Pool House)	48,177,010	24,846,713	23,330,297	0
	22722 Rent Rcvd Government Quarters (Inst. & Dist. Housing)	60,000,000	62,237,003	0	2,237,003
	Total Parent Account 22710	116,183,410	95,109,163	23,330,297	2,256,050
23010	Sale of Goods & Services				
	23066 Sale of Tender Documents	0	1,950	0	1,950
	Total Parent Account 23010	0	1,950	0	1,950
23210	Other Fees and Charges				
	23273 Housing Maintenance Fees- Revenue	150,000	255,210	0	105,210
	23306 Private Telephone Charges - Revenue	5,000	450	4,550	0
	23329 Sundry Receipts	0	1,883	0	1,883
	23339 Water Charges - Revenue	713,330	1,109,863	0	396,533
	Total Parent Account 23210	868,330	1,367,405	4,550	503,625
23680	Other Revenue				
	23681 Recovery of Arrears of Revenue	15,450	1,695	13,755	0
	Total Parent Account 23680	15,450	1,695	13,755	0
	Department Total	117,067,190	96,480,213	23,348,602	2,761,625
	TOTAL MINISTRY 2300	118,268,600	98,952,053	23,587,201	4,270,654
				NET UNDER	19,316,547

DETAILS OF RECURRENT REVENUE FOR THE YEAR ENDED 31ST MARCH, 2019

(Figures in Pula)

MIN DEPT	DETAILS	ESTIMATED REVENUE	ACTUAL REVENUE	UNDER THE ESTIMATE	OVER THE ESTIMATE
PARENT A/C					
CHILD A/C					
2400	MINISTRY OF TRANSPORT AND COMMUNICATIONS				
2401	Headquarters (Mtc)				
23010	Sale of Goods & Services				
	23014 Electricity Charges- Revenue	1,200	11,219	0	10,019
	23066 Sale of Tender Documents	15,000	14,375	625	0
	Total Parent Account 23010	16,200	25,594	625	10,019
23210	Other Fees and Charges				
	23247 Directors Fees- Revenue	15,000	26,550	0	11,550
	23306 Private Telephone Charges - Revenue	20,000	75,375	0	55,375
	23329 Sundry Receipts	100	782,331	0	782,231
	23339 Water Charges - Revenue	2,000	3,236	0	1,236
	Total Parent Account 23210	37,100	887,492	0	850,392
23680	Other Revenue				
	23681 Recovery of Arrears of Revenue	5,000	11,666	0	6,666
	Total Parent Account 23680	5,000	11,666	0	6,666
24110	Sale of Fixed Capital				
	24112 Sales of Government Furniture	5,000	0	5,000	0
	24113 Sales of Empty Containers	300	383	0	83
	Total Parent Account 24110	5,300	383	5,000	83
	Department Total	63,600	925,135	5,625	867,160

DETAILS OF RECURRENT REVENUE FOR THE YEAR ENDED 31ST MARCH, 2019

(Figures in Pula)

MIN DEPT	DETAILS	ESTIMATED REVENUE	ACTUAL REVENUE	UNDER THE ESTIMATE	OVER THE ESTIMATE
PARENT A/C					
CHILD A/C					
2400	MINISTRY OF TRANSPORT AND COMMUNICATIONS				
2402	Department Of Road Transport And Safety				
21410	Business & Professional Services				
	21421 Number Plate Manuf.& Supp.s' Licences	30,420	15,210	15,210	0
	Total Parent Account 21410	30,420	15,210	15,210	0
21610	Motor Vehicle Licences				
	21611 Road Transport Licences	248,342,930	317,357,119	0	69,014,189
	21612 Registration Fees - Motor Vehicles	6,828,340	7,540,438	0	712,098
	21613 Vehicle Licence Fees	104,060,350	107,407,747	0	3,347,397
	21614 Duplicate Vehicle Licences	113,870	129,777	0	15,907
	21615 Drivers Licences	24,530,790	19,926,411	4,604,379	0
	21616 Personalised Number Plate	60,000	0	60,000	0
	21617 Ceremonial Number Plate	20,400	0	20,400	0
	Total Parent Account 21610	383,956,680	452,361,492	4,684,779	73,089,591
23010	Sale of Goods & Services				
	23066 Sale of Tender Documents	60,000	22,240	37,760	0
	Total Parent Account 23010	60,000	22,240	37,760	0
23210	Other Fees and Charges				
	23237 Change of Ownership- Revenue	8,767,380	9,929,201	0	1,161,821
	23249 Driving Test Fees- Revenue	10,622,520	9,442,841	1,179,679	0
	23296 Penalty Fees - Revenue	7,408,830	7,670,259	0	261,429
	23306 Private Telephone Charges - Revenue	30,000	13,110	16,890	0
	23321 Search Fees - Revenue	97,200	69,342	27,858	0
	23329 Sundry Receipts	0	235,471	0	235,471
	23338 Vehicle Inspection Fees - Revenue	11,959,700	13,205,095	0	1,245,395
	Total Parent Account 23210	38,885,630	40,565,319	1,224,427	2,904,116
23680	Other Revenue				
	23681 Recovery of Arrears of Revenue	3,000	3,627	0	627
	Total Parent Account 23680	3,000	3,627	0	627
24110	Sale of Fixed Capital				
	24113 Sales of Empty Containers	1,000	1,325	0	325
	Total Parent Account 24110	1,000	1,325	0	325
	Department Total	422,936,730	492,969,212	5,962,176	75,994,659

DETAILS OF RECURRENT REVENUE FOR THE YEAR ENDED 31ST MARCH, 2019

(Figures in Pula)

MIN DEPT	DETAILS	ESTIMATED REVENUE	ACTUAL REVENUE	UNDER THE ESTIMATE	OVER THE ESTIMATE
PARENT A/C					
CHILD A/C					
2400	MINISTRY OF TRANSPORT AND COMMUNICATIONS				
2403	Department Of Central Transport Organisation				
23010	Sale of Goods & Services				
	23066 Sale of Tender Documents	100,000	67,975	32,025	0
	Total Parent Account 23010	100,000	67,975	32,025	0
23210	Other Fees and Charges				
	23211 Accident Charge- Revenue	200,000	14,990	185,010	0
	23212 Accident Damage Recoveries- Revenue	60,000	13,649	46,351	0
	23248 Driver Charge- Revenue	1,700,000	244,640	1,455,360	0
	23297 Petrol, Oil and Lubricants - Revenue	300,000,000	217,217,945	82,782,055	0
	23306 Private Telephone Charges - Revenue	20,000	26,440	0	6,440
	23329 Sundry Receipts	20,000	214,850	0	194,850
	23332 Surcharges Recovered	1,000	44,155	0	43,155
	23337 Vehicle Hire Charges - Revenue	17,000,000	3,081,291	13,918,709	0
	Total Parent Account 23210	319,001,000	220,857,960	98,387,485	244,445
23680	Other Revenue				
	23681 Recovery of Arrears of Revenue	4,000	6,573	0	2,573
	Total Parent Account 23680	4,000	6,573	0	2,573
24110	Sale of Fixed Capital				
	24111 Sales of Boarded Plant & Vehicles	21,230,000	26,951,100	0	5,721,100
	24113 Sales of Empty Containers	10,000	8,040	1,960	0
	24115 Sales of Scrap Metals and Used Tyres	200,000	141,206	58,794	0
	24125 Pontoon Revenue	4,500,000	2,420,041	2,079,959	0
	Total Parent Account 24110	25,940,000	29,520,387	2,140,713	5,721,100
	Department Total	345,045,000	250,452,894	100,560,223	5,968,117
2404	Department Of Telecommunications And Postal Services				
23210	Other Fees and Charges				
	23306 Private Telephone Charges - Revenue	3,000	1,787	1,213	0
	Total Parent Account 23210	3,000	1,787	1,213	0
23680	Other Revenue				
	23681 Recovery of Arrears of Revenue	500	614	0	114
	Total Parent Account 23680	500	614	0	114
24110	Sale of Fixed Capital				
	24113 Sales of Empty Containers	30	35	0	5
	Total Parent Account 24110	30	35	0	5
	Department Total	3,530	2,436	1,213	119

DETAILS OF RECURRENT REVENUE FOR THE YEAR ENDED 31ST MARCH, 2019

(Figures in Pula)

MIN DEPT	DETAILS	ESTIMATED REVENUE	ACTUAL REVENUE	UNDER THE ESTIMATE	OVER THE ESTIMATE
PARENT A/C					
CHILD A/C					
2400	MINISTRY OF TRANSPORT AND COMMUNICATIONS				
2405	Department Of Roads				
23010	Sale of Goods & Services				
	23014 Electricity Charges- Revenue	6,480	4,950	1,530	0
	23056 Sale of Publications	15,000	8,010	6,990	0
	23066 Sale of Tender Documents	2,000,000	1,767,602	232,399	0
	Total Parent Account 23010	2,021,480	1,780,562	240,919	0
23210	Other Fees and Charges				
	23268 Hostel Charges- Revenue	1,000	3,000	0	2,000
	23279 Laboratory Tests- Revenue	2,000	0	2,000	0
	23306 Private Telephone Charges - Revenue	30,000	18,962	11,038	0
	23319 School Fees - Revenue	1,200,000	1,054,255	145,745	0
	23329 Sundry Receipts	20,000	833,838	0	813,838
	23332 Surcharges Recovered	20,870	1,311	19,559	0
	23369 Road Way Leave Fee	40,000	21,624	18,376	0
	Total Parent Account 23210	1,313,870	1,932,990	196,718	815,838
23680	Other Revenue				
	23681 Recovery of Arrears of Revenue	20,000	2,341	17,659	0
	Total Parent Account 23680	20,000	2,341	17,659	0
24110	Sale of Fixed Capital				
	24112 Sales of Government Furniture	5,000	32,706	0	27,706
	24113 Sales of Empty Containers	2,000	2,165	0	165
	Total Parent Account 24110	7,000	34,871	0	27,871
	Department Total	3,362,350	3,750,763	455,295	843,708
2406	Department Of Information Technology				
23010	Sale of Goods & Services				
	23066 Sale of Tender Documents	50,000	27,750	22,250	0
	23084 Sale of Electronic Equipment	30,000	54,416	0	24,416
	Total Parent Account 23010	80,000	82,166	22,250	24,416
23210	Other Fees and Charges				
	23306 Private Telephone Charges - Revenue	5,000	8,035	0	3,035
	23329 Sundry Receipts	0	20,395	0	20,395
	23368 Software Licences	1,800,000	0	1,800,000	0
	Total Parent Account 23210	1,805,000	28,430	1,800,000	23,430
23680	Other Revenue				
	23681 Recovery of Arrears of Revenue	2,500	1,378	1,122	0
	Total Parent Account 23680	2,500	1,378	1,122	0

DETAILS OF RECURRENT REVENUE FOR THE YEAR ENDED 31ST MARCH, 2019

(Figures in Pula)

MIN DEPT	DETAILS	ESTIMATED REVENUE	ACTUAL REVENUE	UNDER THE ESTIMATE	OVER THE ESTIMATE
PARENT A/C					
CHILD A/C					
2400	MINISTRY OF TRANSPORT AND COMMUNICATIONS				
2406	Department Of Information Technology				
24110	Sale of Fixed Capital				
	24113 Sales of Empty Containers	100	60	40	0
	Total Parent Account 24110	100	60	40	0
	Department Total	1,887,600	112,034	1,823,412	47,846
TOTAL MINISTRY	2400	773,298,810	748,212,475	108,807,945	83,721,610
			NET UNDER		25,086,335

DETAILS OF RECURRENT REVENUE FOR THE YEAR ENDED 31ST MARCH, 2019

(Figures in Pula)

MIN DEPT	DETAILS	ESTIMATED REVENUE	ACTUAL REVENUE	UNDER THE ESTIMATE	OVER THE ESTIMATE
PARENT A/C					
CHILD A/C					
2500	MINISTRY OF DEFENCE, JUSTICE AND SECURITY				
2501	Headquarters (Mdjs)				
21410	Business & Professional Services				
	21432 Security Firm Licenses	600,000	912,612	0	312,612
	Total Parent Account 21410	600,000	912,612	0	312,612
23010	Sale of Goods & Services				
	23066 Sale of Tender Documents	50,000	32,817	17,183	0
	Total Parent Account 23010	50,000	32,817	17,183	0
23210	Other Fees and Charges				
	23212 Accident Damage Recoveries- Revenue	10	0	10	0
	23247 Directors Fees- Revenue	10	0	10	0
	23306 Private Telephone Charges - Revenue	30,000	47,314	0	17,314
	23329 Sundry Receipts	10	3,133	0	3,123
	23332 Surcharges Recovered	10	332	0	322
	23364 Fees - Bonded Officers	10	0	10	0
	Total Parent Account 23210	30,050	50,778	30	20,758
23680	Other Revenue				
	23681 Recovery of Arrears of Revenue	20,000	304	19,696	0
	Total Parent Account 23680	20,000	304	19,696	0
24110	Sale of Fixed Capital				
	24112 Sales of Government Furniture	2,000	14,550	0	12,550
	24113 Sales of Empty Containers	300	240	60	0
	Total Parent Account 24110	2,300	14,790	60	12,550
	Department Total	702,350	1,011,301	36,969	345,920

DETAILS OF RECURRENT REVENUE FOR THE YEAR ENDED 31ST MARCH, 2019

(Figures in Pula)

MIN DEPT	DETAILS	ESTIMATED REVENUE	ACTUAL REVENUE	UNDER THE ESTIMATE	OVER THE ESTIMATE
PARENT A/C					
CHILD A/C					
2500	MINISTRY OF DEFENCE, JUSTICE AND SECURITY				
2502	Botswana Defence Force				
23010	Sale of Goods & Services				
	23027 Sale of Agricultural Produce	250,000	269,116	0	19,116
	23066 Sale of Tender Documents	600,000	842,942	0	242,942
	Total Parent Account 23010	850,000	1,112,058	0	262,058
23210	Other Fees and Charges				
	23212 Accident Damage Recoveries- Revenue	0	9,800	0	9,800
	23306 Private Telephone Charges - Revenue	350,000	322,128	27,872	0
	23329 Sundry Receipts	10,000,000	825,663	9,174,337	0
	Total Parent Account 23210	10,350,000	1,157,591	9,202,209	9,800
23510	Fines & Forfeits				
	23511 Bond Offenders - Revenue	150,000	93,432	56,568	0
	Total Parent Account 23510	150,000	93,432	56,568	0
23680	Other Revenue				
	23681 Recovery of Arrears of Revenue	10	0	10	0
	Total Parent Account 23680	10	0	10	0
24110	Sale of Fixed Capital				
	24111 Sales of Boarded Plant & Vehicles	1,000,000	401,320	598,680	0
	24112 Sales of Government Furniture	150,000	281,949	0	131,949
	24113 Sales of Empty Containers	10,000	5,450	4,550	0
	Total Parent Account 24110	1,160,000	688,719	603,230	131,949
	Department Total	12,510,010	3,051,799	9,862,017	403,807

DETAILS OF RECURRENT REVENUE FOR THE YEAR ENDED 31ST MARCH, 2019

(Figures in Pula)

MIN DEPT	DETAILS	ESTIMATED REVENUE	ACTUAL REVENUE	UNDER THE ESTIMATE	OVER THE ESTIMATE
PARENT A/C					
CHILD A/C					
2500	MINISTRY OF DEFENCE, JUSTICE AND SECURITY				
2503	Botswana Police Service				
21410	Business & Professional Services				
	21411 Arms & Ammunition Licences	210,000	218,640	0	8,640
	Total Parent Account 21410	210,000	218,640	0	8,640
22710	Rent of Buildings & Equipment				
	22729 Rent Received - Police Facilities	22,000	119,050	0	97,050
	Total Parent Account 22710	22,000	119,050	0	97,050
23010	Sale of Goods & Services				
	23066 Sale of Tender Documents	320,000	433,183	0	113,183
	Total Parent Account 23010	320,000	433,183	0	113,183
23210	Other Fees and Charges				
	23212 Accident Damage Recoveries- Revenue	204,450	204,999	0	549
	23256 Examination and Tuition Fees- Revenue	170,800	9,200	161,600	0
	23306 Private Telephone Charges - Revenue	1,500,000	1,920,661	0	420,661
	23328 Electricity Charges - Revenue	632,400	194,767	437,633	0
	23329 Sundry Receipts	10	335,417	0	335,407
	23332 Surcharges Recovered	100,000	258,285	0	158,285
	23339 Water Charges - Revenue	197,280	91,545	105,735	0
	23347 Botswana Police Clinic Medical	3,000	3,825	0	825
	23392 Police College Service Charges - ILEA	1,100,000	2,087,689	0	987,689
	Total Parent Account 23210	3,907,940	5,106,388	704,968	1,903,416
23510	Fines & Forfeits				
	23511 Bond Offenders - Revenue	300,000	100,905	199,095	0
	23512 Salary in Lieu of Notice - Revenue	200,000	258,268	0	58,268
	Total Parent Account 23510	500,000	359,173	199,095	58,268
23680	Other Revenue				
	23681 Recovery of Arrears of Revenue	100,000	116,198	0	16,198
	Total Parent Account 23680	100,000	116,198	0	16,198
24110	Sale of Fixed Capital				
	24112 Sales of Government Furniture	150,000	310,431	0	160,431
	24127 Sale of Mission Vehicle	0	123,408	0	123,408
	Total Parent Account 24110	150,000	433,839	0	283,839
24410	Sale of Livestock				
	24417 Sale of Livestock	0	5,200	0	5,200
	Total Parent Account 24410	0	5,200	0	5,200
	Department Total	5,209,940	6,791,670	904,063	2,485,793

DETAILS OF RECURRENT REVENUE FOR THE YEAR ENDED 31ST MARCH, 2019

(Figures in Pula)

MIN DEPT	DETAILS	ESTIMATED REVENUE	ACTUAL REVENUE	UNDER THE ESTIMATE	OVER THE ESTIMATE
PARENT A/C					
CHILD A/C					
2500	MINISTRY OF DEFENCE, JUSTICE AND SECURITY				
2505	Department Of Prisons And Rehabilitation				
23010	Sale of Goods & Services				
	23023 Prison Industries- Revenue	950,000	620,736	329,264	0
	23036 Sale of Farm Produce	350,000	301,278	48,722	0
	23066 Sale of Tender Documents	60,000	224,489	0	164,489
	Total Parent Account 23010	1,360,000	1,146,502	377,986	164,489
23210	Other Fees and Charges				
	23228 Band Fees- Revenue	20,000	39,748	0	19,748
	23306 Private Telephone Charges - Revenue	50,000	38,040	11,960	0
	23329 Sundry Receipts	10	3,745	0	3,735
	23332 Surcharges Recovered	10	0	10	0
	23364 Fees - Bonded Officers	10	0	10	0
	Total Parent Account 23210	70,030	81,533	11,980	23,483
23510	Fines & Forfeits				
	23511 Bond Offenders - Revenue	10	0	10	0
	23512 Salary in Lieu of Notice - Revenue	30,000	58,575	0	28,575
	23522 Uniform Bond	15,000	22,554	0	7,554
	Total Parent Account 23510	45,010	81,129	10	36,129
23680	Other Revenue				
	23681 Recovery of Arrears of Revenue	10	0	10	0
	Total Parent Account 23680	10	0	10	0
24110	Sale of Fixed Capital				
	24112 Sales of Government Furniture	0	84,249	0	84,249
	Total Parent Account 24110	0	84,249	0	84,249
	Department Total	1,475,050	1,393,413	389,986	308,350
TOTAL MINISTRY	2500	19,897,350	12,248,184	11,193,036	3,543,870
			NET UNDER		7,649,166

DETAILS OF RECURRENT REVENUE FOR THE YEAR ENDED 31ST MARCH, 2019

(Figures in Pula)

MIN DEPT	DETAILS	ESTIMATED REVENUE	ACTUAL REVENUE	UNDER THE ESTIMATE	OVER THE ESTIMATE
PARENT A/C					
CHILD A/C					
2600	MINISTRY OF EMPLOYMENT, LABOUR PRODUCTIVITY AND SKILLS DEVELOPMENT				
2601	Headquarters (Melsd)				
23010	Sale of Goods & Services				
	23066 Sale of Tender Documents	30,000	0	30,000	0
	Total Parent Account 23010	30,000	0	30,000	0
23210	Other Fees and Charges				
	23247 Directors Fees- Revenue	3,000	0	3,000	0
	23306 Private Telephone Charges - Revenue	50,000	11,954	38,046	0
	23329 Sundry Receipts	10	7,799	0	7,789
	Total Parent Account 23210	53,010	19,753	41,046	7,789
	Department Total	83,010	19,753	71,046	7,789
2602	Department Of Labour & Social Security				
21410	Business & Professional Services				
	21412 Recruiters Licences	12,000	7,300	4,700	0
	Total Parent Account 21410	12,000	7,300	4,700	0
23210	Other Fees and Charges				
	23306 Private Telephone Charges - Revenue	18,000	8,603	9,397	0
	23315 Registration of Trade Unions	10,000	6,540	3,460	0
	23329 Sundry Receipts	10	3,041	0	3,031
	23341 Work Permit Appeal Fees	700,000	681,500	18,500	0
	23342 Work Permit Fees	20,000,000	19,303,034	696,966	0
	23345 Attestation fees	100	0	100	0
	Total Parent Account 23210	20,728,110	20,002,719	728,423	3,031
24110	Sale of Fixed Capital				
	24113 Sales of Empty Containers	0	75	0	75
	Total Parent Account 24110	0	75	0	75
	Department Total	20,740,110	20,010,094	733,123	3,106
2603	Department Of Occupational Health & Safety				
23010	Sale of Goods & Services				
	23066 Sale of Tender Documents	1,000	1,105	0	105
	Total Parent Account 23010	1,000	1,105	0	105
23210	Other Fees and Charges				
	23306 Private Telephone Charges - Revenue	250	15	235	0
	23329 Sundry Receipts	10	0	10	0
	Total Parent Account 23210	260	15	245	0
	Department Total	1,260	1,120	245	105

DETAILS OF RECURRENT REVENUE FOR THE YEAR ENDED 31ST MARCH, 2019

(Figures in Pula)

MIN DEPT	DETAILS	ESTIMATED REVENUE	ACTUAL REVENUE	UNDER THE ESTIMATE	OVER THE ESTIMATE
PARENT A/C					
CHILD A/C					
2600	MINISTRY OF EMPLOYMENT, LABOUR PRODUCTIVITY AND SKILLS DEVELOPMENT				
2604	Department Of Skills Development				
23010	Sale of Goods & Services				
	23014 Electricity Charges- Revenue	70,000	91,893	0	21,893
	23036 Sale of Farm Produce	45,000	18,997	26,003	0
	23066 Sale of Tender Documents	101,750	106,311	0	4,561
	Total Parent Account 23010	216,750	217,201	26,003	26,454
23210	Other Fees and Charges				
	23244 Courses & Book Fees- Revenue	530,000	9,680	520,320	0
	23247 Directors Fees- Revenue	1,760	0	1,760	0
	23256 Examination and Tuition Fees- Revenue	75,000	37,430	37,570	0
	23268 Hostel Charges- Revenue	40,000	6,120	33,880	0
	23286 Levy on Costruction Contracts- Revenue	9,282,000	9,497,170	0	215,170
	23306 Private Telephone Charges - Revenue	75,000	10,018	64,983	0
	23317 Repair Charges -Motor Vehicles-ATTS	2,000	1,797	203	0
	23319 School Fees - Revenue	150,000	39,350	110,650	0
	23328 Electricity Charges - Revenue	100,000	70,262	29,738	0
	23329 Sundry Receipts	130,000	274,808	0	144,808
	23339 Water Charges - Revenue	15,000	18,836	0	3,836
	Total Parent Account 23210	10,400,760	9,965,470	799,103	363,813
23680	Other Revenue				
	23681 Recovery of Arrears of Revenue	15,000	1,350	13,650	0
	Total Parent Account 23680	15,000	1,350	13,650	0
24110	Sale of Fixed Capital				
	24112 Sales of Government Furniture	0	126,139	0	126,139
	24113 Sales of Empty Containers	15,000	7,565	7,435	0
	Total Parent Account 24110	15,000	133,703	7,435	126,139
	Department Total	10,647,510	10,317,725	846,191	516,406
TOTAL MINISTRY	2600	31,471,890	30,348,692	1,650,605	527,406
	NET UNDER				1,123,198

DETAILS OF RECURRENT REVENUE FOR THE YEAR ENDED 31ST MARCH, 2019

(Figures in Pula)

MIN DEPT	DETAILS	ESTIMATED REVENUE	ACTUAL REVENUE	UNDER THE ESTIMATE	OVER THE ESTIMATE
PARENT A/C					
CHILD A/C					
2700	MINISTRY OF TERTIARY EDUCATION, RESEARCH, SCIENCE AND TECHNOLOGY				
2701	Headquarters (Mote)				
23010	Sale of Goods & Services				
	23014 Electricity Charges- Revenue	6,000	2,084	3,916	0
	23066 Sale of Tender Documents	70,250	63,150	7,100	0
	Total Parent Account 23010	76,250	65,234	11,016	0
23210	Other Fees and Charges				
	23247 Directors Fees- Revenue	4,700	15,909	0	11,209
	23306 Private Telephone Charges - Revenue	12,000	36,272	0	24,272
	23329 Sundry Receipts	0	83,837	0	83,837
	23339 Water Charges - Revenue	6,000	1,784	4,216	0
	Total Parent Account 23210	22,700	137,802	4,216	119,318
24110	Sale of Fixed Capital				
	24113 Sales of Empty Containers	200	20	180	0
	Total Parent Account 24110	200	20	180	0
	Department Total	99,150	203,056	15,412	119,318
2702	Department Of Tertiary Education Financing				
23010	Sale of Goods & Services				
	23066 Sale of Tender Documents	5,000	35,348	0	30,348
	Total Parent Account 23010	5,000	35,348	0	30,348
23210	Other Fees and Charges				
	23247 Directors Fees- Revenue	4,000	0	4,000	0
	23299 Post Secondary School Fees - Revenue	25,000,000	14,945,677	10,054,323	0
	23306 Private Telephone Charges - Revenue	10,000	12,157	0	2,157
	23329 Sundry Receipts	400,000	1,549,163	0	1,149,163
	Total Parent Account 23210	25,414,000	16,506,997	10,058,323	1,151,320
23680	Other Revenue				
	23681 Recovery of Arrears of Revenue	1,750	0	1,750	0
	Total Parent Account 23680	1,750	0	1,750	0
24110	Sale of Fixed Capital				
	24113 Sales of Empty Containers	500	571	0	71
	Total Parent Account 24110	500	571	0	71
	Department Total	25,421,250	16,542,915	10,060,073	1,181,738

DETAILS OF RECURRENT REVENUE FOR THE YEAR ENDED 31ST MARCH, 2019

(Figures in Pula)

MIN DEPT	DETAILS	ESTIMATED REVENUE	ACTUAL REVENUE	UNDER THE ESTIMATE	OVER THE ESTIMATE
PARENT A/C					
CHILD A/C					
2700	MINISTRY OF TERTIARY EDUCATION, RESEARCH, SCIENCE AND TECHNOLOGY				
2703	Department Of Teacher Training And Technical Education				
23010	Sale of Goods & Services				
	23014 Electricity Charges- Revenue	120,000	0	120,000	0
	23036 Sale of Farm Produce	50,000	8,900	41,100	0
	23037 Sale of Finished Products	100,000	35,969	64,031	0
	23066 Sale of Tender Documents	45,000	85,800	0	40,800
	Total Parent Account 23010	315,000	130,669	225,131	40,800
23210	Other Fees and Charges				
	23244 Courses & Book Fees- Revenue	1,600,000	1,895,750	0	295,750
	23268 Hostel Charges- Revenue	200,000	800	199,200	0
	23306 Private Telephone Charges - Revenue	30,000	8,891	21,109	0
	23317 Repair Charges -Motor Vehicles-ATTS	12,000	1,906	10,094	0
	23319 School Fees - Revenue	200,000	38,603	161,397	0
	23329 Sundry Receipts	20,000	195,590	0	175,590
	23339 Water Charges - Revenue	15,000	0	15,000	0
	Total Parent Account 23210	2,077,000	2,141,540	406,799	471,339
23680	Other Revenue				
	23681 Recovery of Arrears of Revenue	55,180	16,800	38,380	0
	Total Parent Account 23680	55,180	16,800	38,380	0
24110	Sale of Fixed Capital				
	24112 Sales of Government Furniture	150,000	20,961	129,039	0
	24113 Sales of Empty Containers	29,400	2,416	26,984	0
	Total Parent Account 24110	179,400	23,377	156,023	0
	Department Total	2,626,580	2,312,385	826,334	512,139

DETAILS OF RECURRENT REVENUE FOR THE YEAR ENDED 31ST MARCH, 2019

(Figures in Pula)

MIN DEPT	DETAILS	ESTIMATED REVENUE	ACTUAL REVENUE	UNDER THE ESTIMATE	OVER THE ESTIMATE
PARENT A/C					
CHILD A/C					
2700	MINISTRY OF TERTIARY EDUCATION, RESEARCH, SCIENCE AND TECHNOLOGY				
2704	Department Of Research, Science And Technology				
23010	Sale of Goods & Services				
	23066 Sale of Tender Documents	10,000	3,850	6,150	0
	Total Parent Account 23010	10,000	3,850	6,150	0
23210	Other Fees and Charges				
	23247 Directors Fees- Revenue	0	12,600	0	12,600
	23306 Private Telephone Charges - Revenue	3,000	6,342	0	3,342
	23332 Surcharges Recovered	0	250	0	250
	Total Parent Account 23210	3,000	19,192	0	16,192
23510	Fines & Forfeits				
	23512 Salary in Lieu of Notice - Revenue	0	31,108	0	31,108
	Total Parent Account 23510	0	31,108	0	31,108
23680	Other Revenue				
	23681 Recovery of Arrears of Revenue	1,500	867	633	0
	Total Parent Account 23680	1,500	867	633	0
24110	Sale of Fixed Capital				
	24113 Sales of Empty Containers	30	50	0	20
	Total Parent Account 24110	30	50	0	20
	Department Total	14,530	55,067	6,783	47,320
2705	Radiation Protection Inspectorate				
23010	Sale of Goods & Services				
	23066 Sale of Tender Documents	2,500	0	2,500	0
	Total Parent Account 23010	2,500	0	2,500	0
23210	Other Fees and Charges				
	23306 Private Telephone Charges - Revenue	20,000	7,864	12,136	0
	23329 Sundry Receipts	25,000	60	24,940	0
	23372 Nuclear Radiation Monitoring Fees	992,340	355,460	636,880	0
	23373 Nuclear Source Registration & License Fees	134,090	205,845	0	71,755
	23374 Nuclear Radiation Safety Audit Fees	1,000	7,325	0	6,325
	Total Parent Account 23210	1,172,430	576,554	673,956	78,080

DETAILS OF RECURRENT REVENUE FOR THE YEAR ENDED 31ST MARCH, 2019

(Figures in Pula)

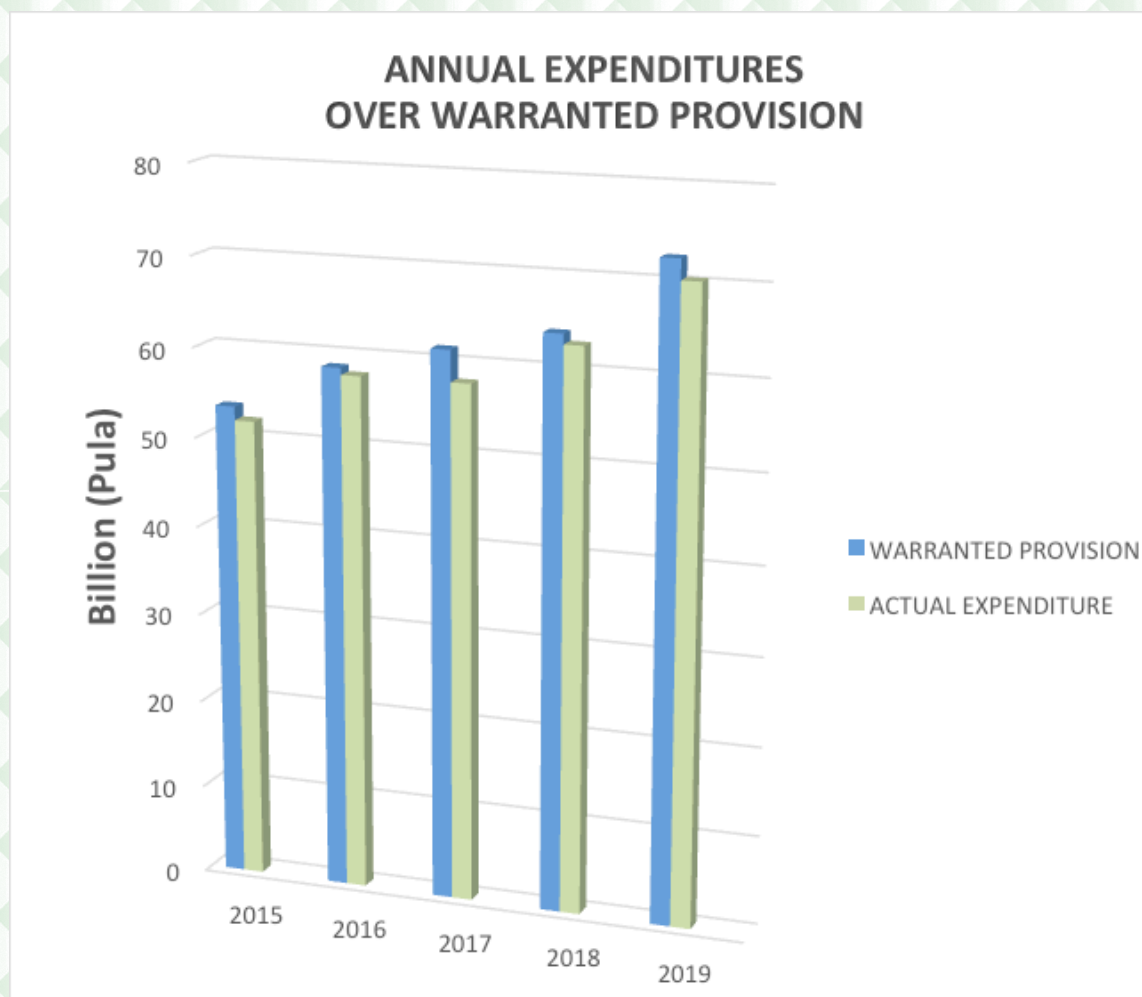
MIN DEPT	DETAILS	ESTIMATED REVENUE	ACTUAL REVENUE	UNDER THE ESTIMATE	OVER THE ESTIMATE
PARENT A/C					
CHILD A/C					
2700	MINISTRY OF TERTIARY EDUCATION, RESEARCH, SCIENCE AND TECHNOLOGY				
2704	Department Of Research, Science And Technology				
23680	Other Revenue				
	23681 Recovery of Arrears of Revenue	55,490	82,534	0	27,044
	Total Parent Account 23680	55,490	82,534	0	27,044
	Department Total	1,230,420	659,088	676,456	105,124
	TOTAL MINISTRY 2700	29,391,930	19,772,511	11,585,059	1,965,640
				NET UNDER	9,619,419
GRAND TOTAL		62,990,524,080	57,490,439,051	7,904,877,596	2,404,792,567
				NET UNDER	5,500,085,029

STATEMENT 3

STATEMENT OF RECURRENT EXPENDITURE

This statement is a detailed summary of expenditure by Ministry/Department. An approved estimate column shows funds approved by Parliament through the Appropriation Bill, whilst a warranted provision indicates approved estimates plus or minus virements, adjustments or supplementary estimates. A minus denotes under expenditure while a plus denotes over expenditure.

The graph below shows the trend of recurrent expenditure for the last five financial years



STATEMENT 3 DETAILS OF RECURRENT EXPENDITURE FOR THE YEAR ENDED 31ST MARCH 2019		
INDEX	DESCRIPTION	PAGE
0100	Parliament	97
0200	Ministry of Presidential Affairs, Governance and Public Administration	101
0300	Ministry of Finance and Economic Development	124
0400	Ministry of Nationality, Immigration and Gender Affairs	132
0500	Ministry of Agricultural Development and Food Security	140
0600	Ministry of Basic Education	158
0700	Ministry of Investment, Trade and Industry	179
0800	Ministry of Local Government and Rural Development	189
1000	Ministry of Mineral Resources, Green Technology and Energy Security	205
1100	Ministry of Health and Wellness	212
1200	Administration of Justice	224
1300	Attorney General's Chambers	227
1400	Office of the Auditor General	230
1500	Ministry of International Affairs and Cooperation	233
1600	Independent Electoral Commission	272
1700	Office of the Ombudsman	275
1800	Ministry of Land Management, Water and Sanitation Services	277
2000	Ministry of Environment, Natural Resources Conservation and Tourism	291
2100	Industrial Court	311
2200	Ministry of Youth Empowerment, Sport and Culture Development	314
2300	Ministry of Infrastructure and Housing Development	322
2400	Ministry of Transport and Communications	329
2500	Ministry of Defence, Justice and Security	342
2600	Ministry of Employment, Labour Productivity and Skills Development	357
2700	Ministry of Tertiary Education, Research, Science and Technology	366
9100	Appropriation from Revenue	378
9200	Public Debt	379
9300	Pensions, Gratuities and Compensation	384
9400	Salaries and Allowances - Specified Officers	385
9600	Miscellaneous	386

STATEMENT OF RECURRENT EXPENDITURE FOR THE YEAR ENDED 31ST MARCH 2019
AS COMPARED WITH THE ESTIMATES

MINISTRY	DETAILS	APPROVED ESTIMATES	WARRANTED PROVISION	ACTUAL EXPENDITURE	(Figures in Pula)	
					EXPENDITURE OVER (+) OR UNDER (-) APPROVED ESTIMATES	EXPENDITURE OVER (+) OR UNDER (-) WARRANTED PROVISION
0100	Parliament	153,266,560	153,266,560	145,491,600	-7,774,960	-7,774,960
0200	Ministry of Presidential Affairs, Governance and Public Administration	1,402,872,560	1,402,872,560	1,372,505,355	-30,367,205	-30,367,205
0300	Ministry of Finance and Economic Development	953,765,420	975,359,850	953,179,108	-586,312	-22,180,742
0400	Ministry of Nationality, Immigration and Gender Affairs	374,479,840	394,113,160	374,915,375	435,535	-19,197,785
0500	Ministry of Agricultural Development and Food Security	1,337,706,920	1,337,706,920	1,322,395,932	-15,310,988	-15,310,988
0600	Ministry of Basic Education	7,970,047,840	8,030,047,840	7,955,599,038	-14,448,802	-74,448,802
0700	Ministry of Investment, Trade and Industry	1,046,226,700	1,046,226,700	1,039,198,698	-7,028,002	-7,028,002
0800	Ministry of Local Government and Rural Development	6,282,803,420	6,282,803,420	6,179,102,833	-103,700,587	-103,700,587
1000	Ministry of Mineral Resources, Green Technology and Energy Security	405,934,460	405,934,460	366,916,024	-39,018,436	-39,018,436
1100	Ministry of Health and Wellness	7,540,181,900	7,540,181,900	7,042,991,291	-497,190,609	-497,190,609
1200	Administration of Justice	286,942,800	286,942,800	281,847,743	-5,095,057	-5,095,057
1300	Attorney General's Chambers	210,751,830	210,751,830	208,324,810	-2,427,020	-2,427,020
1400	Office of the Auditor General	80,720,080	80,720,080	68,270,790	-12,449,290	-12,449,290
1500	Ministry of International Affairs and Cooperation	544,017,750	544,017,750	494,065,050	-49,952,700	-49,952,700
1600	Independent Electoral Commission	64,014,190	64,014,190	62,200,364	-1,813,826	-1,813,826
1700	Office of the Ombudsman	30,469,620	30,469,620	28,597,079	-1,872,541	-1,872,541
1800	Ministry of Land Management, Water and Sanitation Services	910,129,510	910,129,510	898,484,804	-11,644,706	-11,644,706
2000	Ministry of Environment, Natural Resources Conservation and Tourism	756,120,180	756,120,180	737,855,771	-18,264,409	-18,264,409
2100	Industrial Court	42,052,370	42,052,370	39,558,263	-2,494,107	-2,494,107
2200	Ministry of Youth Empowerment, Sport and Culture Development	1,003,699,520	943,699,520	878,098,278	-125,601,242	-65,601,242
2300	Ministry of Infrastructure and Housing Development	492,284,730	492,284,730	470,639,175	-21,645,555	-21,645,555
2400	Ministry of Transport and Communications	1,965,041,040	1,965,041,040	1,885,646,795	-79,394,245	-79,394,245
2500	Ministry of Defence, Justice and Security	5,852,994,500	5,932,181,360	5,840,232,836	-12,761,664	-91,948,524
2600	Ministry of Employment, Labour Productivity and Skills Development	679,483,210	679,483,210	614,661,513	-64,821,697	-64,821,697
2700	Ministry of Tertiary Education, Research, Science and Technology	4,753,488,570	4,753,488,570	4,722,963,540	-30,525,030	-30,525,030
9100	Appropriations from Revenue	18,199,573,760	18,199,573,760	18,199,573,760	0	0
9200	Public Debt	6,472,463,840	6,472,463,840	5,848,108,300	-624,355,540	-624,355,540
9300	Pensions, Gratuities and Compensations	2,439,686,770	2,439,686,770	2,110,148,851	-329,537,919	-329,537,919
9400	Salaries and Allowances - Specified Officers	46,718,220	46,718,220	43,108,144	-3,610,076	-3,610,076
9600	Miscellaneous	121,221,530	121,221,530	95,419,107	-25,802,423	-25,802,423
TOTAL		72,419,159,640	72,539,574,250	70,280,100,226	-2,139,059,414	-2,259,474,024

**STATEMENT OF RECURRENT EXPENDITURE FOR THE YEAR ENDED 31 MARCH , 2019
AS COMPARED WITH THE ESTIMATES**

(Figures in Pula)

MIN DEPT PARENT A/C CHILD A/C	DETAILS	APPROVED ESTIMATES	WARRANTED PROVISION	ACTUAL EXPENDITURE	EXPENDITURE OVER + OR UNDER - APPROVED ESTIMATES	EXPENDITURE OVER + OR UNDER - WARRANTED PROVISION
0100	Parliament					
0101	National Assembly					
00110	Salaries and Allowances					
00111	Basic Salary	58,220,940	49,820,940	48,679,982	-9,540,958	-1,140,958
00112	Allowances (Salaries and Wages)	9,665,680	9,665,680	9,066,067	-599,613	-599,613
00113	Industrial Class (Salaries and Allowances)	0	0	-354	-354	-354
00114	Casual Labour (Salaries and Allowances)	321,000	89,000	60,191	-260,809	-28,809
00115	Temporary Assistance (Salaries and Allowances)	1,070,000	4,170,000	3,902,999	2,832,999	-267,001
00124	Leave Travel Concession	60,000	92,000	83,746	23,746	-8,254
00125	Leave Encashment	0	63,637	63,637	63,637	0
00132	Minister's Maids/Gardener's refunds	80,000	80,000	79,850	-150	-150
00133	Member's sitting Allowance	5,143,450	3,445,603	2,973,025	-2,170,425	-472,578
00139	Overtime Allowances	0	10,048,652	9,233,527	9,233,527	-815,125
	Total Parent Account 00110	74,561,070	77,475,512	74,142,670	-418,400	-3,332,842
00160	Pensions, Gratuities and Compensations					
00164	Gratuities - Contract Officers	0	1,946,127	1,946,126	1,946,126	-1
	Total Parent Account 00160	0	1,946,127	1,946,126	1,946,126	-1
00200	Travelling and Transport (Internal)					
00201	Transportation Costs (Internal Travel)	1,700,000	1,600,000	1,535,504	-164,496	-64,496
00202	Subsistence Costs (Internal Travel)	2,250,000	1,800,000	1,627,146	-622,854	-172,854
00204	Petrol, Oil and Lubricants (Internal Travel)	138,150	446,420	148,236	10,086	-298,184
00206	Hire Charges	721,560	721,560	172,012	-549,548	-549,548
00207	Accidents Charges	36,570	0	0	-36,570	0
00208	Driver Charges	161,800	161,800	56,782	-105,018	-105,018
	Total Parent Account 00200	5,008,080	4,729,780	3,539,679	-1,468,401	-1,190,101
00300	Travelling and Transport (External)					
00301	Transportation Costs (External Travel)	5,000,000	5,170,000	4,921,597	-78,403	-248,403
00302	Subsistence Costs (External Travel)	4,000,000	4,100,000	4,012,316	12,316	-87,684
	Total Parent Account 00300	9,000,000	9,270,000	8,933,914	-66,086	-336,086
00400	General Expenses and Supplies					
00401	Advertising and Publicity	300,000	374,000	368,850	68,850	-5,151
00405	Domestic and Household Requisites	1,000,000	1,054,000	951,048	-48,952	-102,952
00409	Incidental Expenses (General Expenses)	1,050,000	1,130,800	1,067,095	17,095	-63,705
00414	Office Supplies (General Expenses and Supplies)	2,000,000	2,100,000	2,096,959	96,959	-3,041
00417	Postal Charges (General Expenses and Supplies)	3,000,000	4,895,595	4,817,597	1,817,597	-77,998
00421	Recruitment Expenses	100,000	51,000	50,764	-49,236	-236
00422	Service Charges	4,500,000	8,581,210	8,542,859	4,042,859	-38,351
00423	Uniforms and Protective Clothing	300,000	225,400	190,606	-109,394	-34,794
00424	State Funeral	70,000	34,000	34,000	-36,000	0

**STATEMENT OF RECURRENT EXPENDITURE FOR THE YEAR ENDED 31 MARCH , 2019
AS COMPARED WITH THE ESTIMATES**

(Figures in Pula)

MIN DEPT PARENT A/C CHILD A/C	DETAILS	APPROVED ESTIMATES	WARRANTED PROVISION	ACTUAL EXPENDITURE	EXPENDITURE OVER + OR UNDER - APPROVED ESTIMATES	EXPENDITURE OVER + OR UNDER - WARRANTED PROVISION
0100	Parliament					
0101	National Assembly					
00400	General Expenses and Supplies					
00432	Printing Charges	400,000	500,000	337,822	-62,178	-162,178
Total Parent Account	00400	12,720,000	18,946,005	18,457,600	5,737,600	-488,405
00500	Departmental Services					
00541	Stores	11,000	11,000	4,815	-6,185	-6,185
00572	Rents:Offices	3,347,000	3,467,830	3,466,279	119,279	-1,551
Total Parent Account	00500	3,358,000	3,478,830	3,471,094	113,094	-7,736
00700	Maintenance and Running (Equipment)					
00707	Fire Fighting Equipment (Maint. and Running- Equip.)	60,000	2,800	2,442	-57,558	-358
00712	Office Equipment (Maintenance and Running Equip.)	60,000	260,000	186,425	126,425	-73,575
00714	Recording and Visual Aid Equipment	30,000	47,800	41,174	11,174	-6,626
00718	Vehicles and Plant Maintenance	2,000,000	578,300	571,095	-1,428,905	-7,205
00725	Computer Systems Maintenance	500,000	67,400	54,096	-445,904	-13,304
Total Parent Account	00700	2,650,000	956,300	855,231	-1,794,769	-101,069
00800	Maintenance and Running Expenses (Other)					
00803	Buildings (Maint and Running Exp - Other)	6,000,000	491,257	431,136	-5,568,864	-60,121
00805	Furniture (Maint and Running Exp - Other)	66,000	66,000	58,548	-7,452	-7,452
00806	Grounds (Maint and Running Exp - Other)	2,000,000	904,100	772,910	-1,227,090	-131,190
00814	Minor Works (Maint and Running Exp - Other)	2,000,000	2,360,000	2,137,067	137,067	-222,933
Total Parent Account	00800	10,066,000	3,821,357	3,399,661	-6,666,339	-421,696
00900	Institutional Running Expenses					
00902	Books, Library and Texts	190,000	114,100	113,879	-76,121	-221
00919	Service Charges - Institutional	2,000,000	1,950,000	1,904,064	-95,936	-45,936
Total Parent Account	00900	2,190,000	2,064,100	2,017,943	-172,057	-46,157
01100	Government Hospitality					
01101	Official Receptions	1,000,000	1,950,000	1,836,976	836,976	-113,025
Total Parent Account	01100	1,000,000	1,950,000	1,836,976	836,976	-113,025
01200	Training					
01201	Allowances (Training)	276,880	64,980	64,968	-211,912	-12
01202	Courses (Training)	415,350	96,150	90,936	-324,414	-5,214
01217	Performance Management System	550,000	207,900	156,262	-393,738	-51,638
Total Parent Account	01200	1,242,230	369,030	312,166	-930,065	-56,865
01300	Councils, Conferences and Exhibitions					
01422	Seminars and Workshops committee Conferences	8,700,000	7,670,000	7,219,514	-1,480,486	-450,486
01438	Trade Fairs Agricultural Shows and Exhibitions	100,000	100,000	16,170	-83,830	-83,830

**STATEMENT OF RECURRENT EXPENDITURE FOR THE YEAR ENDED 31 MARCH , 2019
AS COMPARED WITH THE ESTIMATES**

(Figures in Pula)

MIN DEPT PARENT A/C CHILD A/C	DETAILS	APPROVED ESTIMATES	WARRANTED PROVISION	ACTUAL EXPENDITURE	EXPENDITURE OVER + OR UNDER - APPROVED ESTIMATES	EXPENDITURE OVER + OR UNDER - WARRANTED PROVISION
0100	Parliament					
0101	National Assembly					
01300	Councils, Conferences and Exhibitions					
Total Parent Account	01300	8,800,000	7,770,000	7,235,684	-1,564,316	-534,316
01600	Materials and Requisites for Resale					
01609	Purchase of Souvenirs	250,000	27,100	27,048	-222,952	-52
Total Parent Account	01600	250,000	27,100	27,048	-222,952	-52
01700	Grants Subventions and Other Payments					
01782	Commonwealth Parliamentary Association	550,000	550,000	424,616	-125,384	-125,384
01859	Library Associations, Various	38,500	38,500	10,500	-28,000	-28,000
01915	SADC Parliamentary Forum	1,300,000	1,300,000	1,195,264	-104,736	-104,736
01967	Workmen's Compensation	250,000	32,643	12,642	-237,358	-20,001
01976	International Palimentary Union	200,000	200,000	134,735	-65,265	-65,265
02054	SADCOPAC	100,000	53,800	53,763	-46,237	-37
02118	Eastern & Southern Africa Regional Branch of The International Council on Archives (ESARBICA)	1,000	1,000	0	-1,000	-1,000
Total Parent Account	01700	2,439,500	2,175,943	1,831,521	-607,979	-344,422
04300	Special Expenditure					
04314	Furniture and Equipment	700,000	806,500	610,329	-89,671	-196,171
04317	Household and Domestic Equip	3,300,000	25,963	25,947	-3,274,053	-16
04321	Office Equipment (Special Expenditure)	1,000,000	134,000	131,176	-868,824	-2,824
04327	Recording and Broadcasting Equip.(Special Expenditure)	973,150	1,843,293	1,779,028	805,878	-64,265
04333	Vehicles (Special Expenditure)	3,850,750	5,918,940	5,890,566	2,039,816	-28,374
04349	Computer Replacement	1,284,000	684,000	516,988	-767,012	-167,012
Total Parent Account	04300	11,107,900	9,412,696	8,954,035	-2,153,865	-458,661
0102	Ntlo ya Dikgosi					
00110	Salaries and Allowances					
00111	Basic Salary	2,604,970	2,524,970	2,378,663	-226,307	-146,307
00112	Allowances (Salaries and Wages)	3,620,050	2,915,050	2,889,907	-730,143	-25,143
00115	Temporary Assistance (Salaries and Allowances)	47,350	370	0	-47,350	-370
00124	Leave Travel Concession	9,500	13,500	13,123	3,623	-377
00133	Member's sitting Allowance	419,760	489,760	481,638	61,878	-8,122
00139	Overtime Allowances	0	500,000	484,221	484,221	-15,779
Total Parent Account	00110	6,701,630	6,443,650	6,247,552	-454,078	-196,098

**STATEMENT OF RECURRENT EXPENDITURE FOR THE YEAR ENDED 31 MARCH , 2019
AS COMPARED WITH THE ESTIMATES**

(Figures in Pula)

MIN DEPT PARENT A/C CHILD A/C	DETAILS	APPROVED ESTIMATES	WARRANTED PROVISION	ACTUAL EXPENDITURE	EXPENDITURE OVER + OR UNDER - APPROVED ESTIMATES	EXPENDITURE OVER + OR UNDER - WARRANTED PROVISION
0100	Parliament					
0102	Ntlo ya Dikgosi					
00200	Travelling and Transport (Internal)					
00201	Transportation Costs (Internal Travel)	309,000	469,000	462,821	153,821	-6,179
00202	Subsistence Costs (Internal Travel)	328,000	729,780	698,723	370,723	-31,057
Total Parent Account	00200	637,000	1,198,780	1,161,544	524,544	-37,236
00300	Travelling and Transport (External)					
00301	Transportation Costs (External Travel)	283,500	86,700	86,639	-196,861	-61
00302	Subsistence Costs (External Travel)	210,000	104,500	98,922	-111,078	-5,578
Total Parent Account	00300	493,500	191,200	185,561	-307,939	-5,639
00400	General Expenses and Supplies					
00401	Advertising and Publicity	20,000	42,000	34,590	14,590	-7,410
00405	Domestic and Household Requisites	6,000	2,000	0	-6,000	-2,000
00409	Incidental Expenses (General Expenses)	75,650	310,650	263,234	187,584	-47,416
00423	Uniforms and Protective Clothing	10,000	10,000	0	-10,000	-10,000
00424	State Funeral	20,000	0	0	-20,000	0
00432	Printing Charges	200,000	3,500	1,360	-198,640	-2,140
Total Parent Account	00400	331,650	368,150	299,184	-32,466	-68,966
01100	Government Hospitality					
01101	Official Receptions	250,000	0	0	-250,000	0
Total Parent Account	01100	250,000	0	0	-250,000	0
01300	Councils, Conferences and Exhibitions					
01422	Seminars and Workshops committee Conferences	250,000	568,100	553,392	303,392	-14,708
Total Parent Account	01300	250,000	568,100	553,392	303,392	-14,708
01700	Grants Subventions and Other Payments					
02066	SADC Khotla	50,000	5,000	0	-50,000	-5,000
Total Parent Account	01700	50,000	5,000	0	-50,000	-5,000
04300	Special Expenditure					
04314	Furniture and Equipment	70,000	70,000	54,124	-15,876	-15,876
04327	Recording and Broadcasting Equip.(Special Expenditure)	90,000	28,900	28,896	-61,104	-4
Total Parent Account	04300	160,000	98,900	83,020	-76,980	-15,880
0101	National Assembly	144,392,780	144,392,780	136,961,347	-7,431,433	-7,431,433
0102	Ntlo ya Dikgosi	8,873,780	8,873,780	8,530,253	-343,527	-343,527
TOTAL	Parliament	153,266,560	153,266,560	145,491,600	-7,774,960	-7,774,960

**STATEMENT OF RECURRENT EXPENDITURE FOR THE YEAR ENDED 31 MARCH , 2019
AS COMPARED WITH THE ESTIMATES**

(Figures in Pula)

MIN DEPT PARENT A/C CHILD A/C	DETAILS	APPROVED ESTIMATES	WARRANTED PROVISION	ACTUAL EXPENDITURE	EXPENDITURE OVER + OR UNDER - APPROVED ESTIMATES	EXPENDITURE OVER + OR UNDER - WARRANTED PROVISION
0200	Ministry of Presidential Affairs, Governance and Public Administration					
0201	State House					
00110	Salaries and Allowances					
00111	Basic Salary	3,259,530	2,269,530	2,264,889	-994,641	-4,641
00112	Allowances (Salaries and Wages)	397,710	267,710	256,747	-140,963	-10,963
00114	Casual Labour (Salaries and Allowances)	15,000	26,420	26,951	11,951	531
00115	Temporary Assistance (Salaries and Allowances)	3,610	0	0	-3,610	0
00124	Leave Travel Concession	11,500	13,005	12,209	709	-797
00139	Overtime Allowances	0	1,253,886	1,249,653	1,249,653	-4,233
Total Parent Account	00110	3,687,350	3,830,551	3,810,448	123,098	-20,102
00200	Travelling and Transport (Internal)					
00201	Transportation Costs (Internal Travel)	4,600	2,882	2,882	-1,718	0
00202	Subsistence Costs (Internal Travel)	600,010	661,728	565,403	-34,607	-96,325
00204	Petrol, Oil and Lubricants (Internal Travel)	448,430	428,430	425,929	-22,501	-2,501
00206	Hire Charges	200,000	175,000	158,221	-41,779	-16,779
00207	Accidents Charges	15,000	15,000	0	-15,000	-15,000
00208	Driver Charges	25,000	15,000	4,984	-20,016	-10,016
Total Parent Account	00200	1,293,040	1,298,040	1,157,419	-135,621	-140,621
00400	General Expenses and Supplies					
00405	Domestic and Household Requisites	126,200	150,269	149,575	23,375	-694
00409	Incidental Expenses (General Expenses)	520,270	434,297	421,799	-98,471	-12,498
00414	Office Supplies (General Expenses and Supplies)	150,000	151,188	150,437	437	-751
00417	Postal Charges (General Expenses and Supplies)	380,000	281,000	280,062	-99,938	-938
00422	Service Charges	1,000,000	2,843,831	2,820,008	1,820,008	-23,822
00423	Uniforms and Protective Clothing	55,000	104,633	101,791	46,791	-2,842
00427	Special Expenses	500,000	526,147	499,881	-119	-26,266
00432	Printing Charges	10,000	0	0	-10,000	0
Total Parent Account	00400	2,741,470	4,491,365	4,423,553	1,682,083	-67,812
00700	Maintenance and Running (Equipment)					
00707	Fire Fighting Equipment (Maint. and Running-Equip.)	38,010	10	0	-38,010	-10
00712	Office Equipment (Maintenance and Running Equip.)	10,000	0	0	-10,000	0
Total Parent Account	00700	48,010	10	0	-48,010	-10
00800	Maintenance and Running Expenses (Other)					
00803	Buildings (Maint and Running Exp - Other)	30,010	437,555	437,070	407,060	-485
00805	Furniture (Maint and Running Exp - Other)	7,410	5,707	5,257	-2,153	-450
00806	Grounds (Maint and Running Exp - Other)	230,000	277,263	274,509	44,509	-2,755
Total Parent Account	00800	267,420	720,525	716,836	449,416	-3,690

**STATEMENT OF RECURRENT EXPENDITURE FOR THE YEAR ENDED 31 MARCH , 2019
AS COMPARED WITH THE ESTIMATES**

(Figures in Pula)

MIN DEPT PARENT A/C CHILD A/C	DETAILS	APPROVED ESTIMATES	WARRANTED PROVISION	ACTUAL EXPENDITURE	EXPENDITURE OVER + OR UNDER - APPROVED ESTIMATES	EXPENDITURE OVER + OR UNDER - WARRANTED PROVISION
0200	Ministry of Presidential Affairs, Governance and Public Administration					
0201	State House					
01100	Government Hospitality					
01101	Official Receptions	350,000	426,582	419,183	69,183	-7,399
Total Parent Account	01100	350,000	426,582	419,183	69,183	-7,399
04300	Special Expenditure					
04314	Furniture and Equipment	1,000,000	286,819	285,206	-714,794	-1,613
04317	Household and Domestic Equip	1,120,000	134,248	133,039	-986,961	-1,210
04324	Plant,Light Mobile (Special Expenditure)	50,000	0	0	-50,000	0
04327	Recording and Broadcasting Equip.(Special Expenditure)	10,000	0	0	-10,000	0
04349	Computer Replacement	15,000	0	0	-15,000	0
Total Parent Account	04300	2,195,000	421,067	418,245	-1,776,755	-2,822
0202	Office of the President					
00110	Salaries and Allowances					
00111	Basic Salary	169,922,470	139,934,410	139,868,063	-30,054,407	-66,347
00112	Allowances (Salaries and Wages)	9,578,410	13,312,950	12,863,727	3,285,317	-449,223
00114	Casual Labour (Salaries and Allowances)	162,300	162,300	109,598	-52,702	-52,702
00115	Temporary Assistance (Salaries and Allowances)	1,100,000	1,193,635	1,194,819	94,819	1,184
00124	Leave Travel Concession	335,030	630,030	557,960	222,930	-72,070
00125	Leave Encashment	0	35,000	26,233	26,233	-8,767
00132	Minister's Maids/Gardener's refunds	40,000	90,000	77,865	37,865	-12,135
00139	Overtime Allowances	0	11,479,990	11,203,092	11,203,092	-276,898
Total Parent Account	00110	181,138,210	166,838,315	165,901,358	-15,236,852	-936,957
00160	Pensions, Gratuities and Compensations					
00164	Gratuities - Contract Officers	4,058,660	7,775,941	7,775,912	3,717,252	-28
Total Parent Account	00160	4,058,660	7,775,941	7,775,912	3,717,252	-28
00200	Travelling and Transport (Internal)					
00201	Transportation Costs (Internal Travel)	1,500,000	1,842,372	1,529,725	29,725	-312,647
00202	Subsistence Costs (Internal Travel)	8,258,390	13,067,041	11,529,229	3,270,839	-1,537,812
00204	Petrol, Oil and Lubricants (Internal Travel)	7,167,520	5,200,000	5,110,537	-2,056,984	-89,464
00206	Hire Charges	2,169,500	215,119	215,119	-1,954,381	0
00207	Accidents Charges	60,000	0	0	-60,000	0
00208	Driver Charges	100,000	26,344	26,344	-73,656	0
Total Parent Account	00200	19,255,410	20,350,876	18,410,953	-844,457	-1,939,923
00300	Travelling and Transport (External)					
00301	Transportation Costs (External Travel)	2,741,610	4,762,744	4,384,994	1,643,384	-377,749
00302	Subsistence Costs (External Travel)	4,010,000	9,568,280	8,502,178	4,492,178	-1,066,102
00303	Appointment and Termination Fares	30,000	30,000	0	-30,000	-30,000

**STATEMENT OF RECURRENT EXPENDITURE FOR THE YEAR ENDED 31 MARCH , 2019
AS COMPARED WITH THE ESTIMATES**

(Figures in Pula)

MIN DEPT PARENT A/C CHILD A/C	DETAILS	APPROVED ESTIMATES	WARRANTED PROVISION	ACTUAL EXPENDITURE	EXPENDITURE OVER + OR UNDER - APPROVED ESTIMATES	EXPENDITURE OVER + OR UNDER - WARRANTED PROVISION
0200	Ministry of Presidential Affairs, Governance and Public Administration					
0202	Office of the President					
00300	Travelling and Transport (External)					
Total Parent Account	00300	6,781,610	14,361,024	12,887,173	6,105,563	-1,473,851
00400	General Expenses and Supplies					
00401	Advertising and Publicity	936,750	876,750	812,978	-123,773	-63,773
00402	Botswana Honours And Awards	1,800,000	1,835,000	1,791,223	-8,777	-43,777
00405	Domestic and Household Requisites	1,100,000	2,095,000	2,048,896	948,896	-46,104
00408	Insurance Costs (General Expenses)	1,036,000	924,179	924,179	-111,821	0
00409	Incidental Expenses (General Expenses)	4,100,000	5,482,386	5,215,916	1,115,916	-266,470
00414	Office Supplies (General Expenses and Supplies)	4,700,000	6,762,120	6,498,686	1,798,686	-263,434
00417	Postal Charges (General Expenses and Supplies)	8,079,450	16,842,304	16,724,116	8,644,666	-118,189
00421	Recruitment Expenses	170,000	70,000	49,323	-120,677	-20,677
00422	Service Charges	8,350,000	18,687,222	18,397,287	10,047,287	-289,935
00423	Uniforms and Protective Clothing	430,000	470,000	396,093	-33,907	-73,907
00424	State Funeral	0	0	4,800	4,800	4,800
00432	Printing Charges	300,000	200,000	138,600	-161,400	-61,400
00439	Performance Recognition Awards	200,000	150,958	150,958	-49,042	0
Total Parent Account	00400	31,202,200	54,395,919	53,153,052	21,950,852	-1,242,867
00500	Departmental Services					
00503	Consultancies (Investigation and Research)	336,200	245,000	241,300	-94,900	-3,700
00572	Rents:Offices	11,832,720	7,376,078	7,376,077	-4,456,643	-1
Total Parent Account	00500	12,168,920	7,621,078	7,617,378	-4,551,542	-3,700
00700	Maintenance and Running (Equipment)					
00707	Fire Fighting Equipment (Maint. and Running-Equip.)	15,340	15,340	3,375	-11,965	-11,965
00712	Office Equipment (Maintenance and Running Equip.)	145,000	145,000	130,980	-14,020	-14,020
00718	Vehicles and Plant Maintenance	4,050,000	4,685,965	4,278,674	228,674	-407,291
00724	Computer Systems Consumables	3,127,750	976,378	884,794	-2,242,956	-91,584
Total Parent Account	00700	7,338,090	5,822,683	5,297,823	-2,040,267	-524,860
00800	Maintenance and Running Expenses (Other)					
00803	Buildings (Maint and Running Exp - Other)	7,500,000	5,806,661	5,639,624	-1,860,376	-167,037
00805	Furniture (Maint and Running Exp - Other)	120,000	77,365	76,986	-43,014	-379
00806	Grounds (Maint and Running Exp - Other)	550,000	730,336	716,438	166,438	-13,898
00814	Minor Works (Maint and Running Exp - Other)	475,000	416,197	403,231	-71,769	-12,966
Total Parent Account	00800	8,645,000	7,030,560	6,836,280	-1,808,720	-194,280

**STATEMENT OF RECURRENT EXPENDITURE FOR THE YEAR ENDED 31 MARCH , 2019
AS COMPARED WITH THE ESTIMATES**

(Figures in Pula)

MIN DEPT PARENT A/C CHILD A/C	DETAILS	APPROVED ESTIMATES	WARRANTED PROVISION	ACTUAL EXPENDITURE	EXPENDITURE OVER + OR UNDER - APPROVED ESTIMATES	EXPENDITURE OVER + OR UNDER - WARRANTED PROVISION
0200	Ministry of Presidential Affairs, Governance and Public Administration					
0202	Office of the President					
00900	Institutional Running Expenses					
00902	Books, Library and Texts	75,000	50,000	40,990	-34,010	-9,010
Total Parent Account	00900	75,000	50,000	40,990	-34,010	-9,010
01100	Government Hospitality					
01101	Official Receptions	760,000	2,320,123	2,181,630	1,421,630	-138,493
Total Parent Account	01100	760,000	2,320,123	2,181,630	1,421,630	-138,493
01200	Training					
01201	Allowances (Training)	884,130	483,939	409,208	-474,922	-74,731
01202	Courses (Training)	1,625,750	831,690	777,070	-848,680	-54,620
01217	Performance Management System	250,000	420,000	392,378	142,378	-27,622
Total Parent Account	01200	2,759,880	1,735,629	1,578,655	-1,181,225	-156,973
01300	Councils, Conferences and Exhibitions					
01398	Presidential Commissions	1,626,860	549,161	549,161	-1,077,699	0
01422	Seminars and Workshops committee Conferences	1,730,000	1,850,000	1,496,344	-233,656	-353,656
01446	Work Improvements Teams	100,000	100,000	77,498	-22,503	-22,503
Total Parent Account	01300	3,456,860	2,499,161	2,123,003	-1,333,857	-376,158
01700	Grants Subventions and Other Payments					
01752	Botswana Red Cross	1,000,000	2,969,292	2,969,292	1,969,292	0
01878	Non - Government Rehabilitation Centres	8,620,680	6,537,336	6,537,336	-2,083,344	0
01924	Sir Seretse Khama Memorial Fund	500,000	500,000	500,000	0	0
01967	Workmen's Compensation	200,000	625,000	599,016	399,016	-25,984
01996	Public Enter. Evaluation and Privatisation Agency (PEEPA)	25,312,000	25,312,000	25,312,000	0	0
02168	Vision Council	6,601,500	6,601,500	6,601,500	0	0
Total Parent Account	01700	42,234,180	42,545,128	42,519,144	284,964	-25,984
04300	Special Expenditure					
04303	Air Conditioners	31,540	0	0	-31,540	0
04309	Camping and Weather Protection Equipment	15,000	0	0	-15,000	0
04314	Furniture and Equipment	1,197,800	4,007,800	3,860,727	2,662,927	-147,073
04317	Household and Domestic Equip	248,140	76,188	76,188	-171,952	0
04321	Office Equipment (Special Expenditure)	95,000	16,365	16,365	-78,635	0
04327	Recording and Broadcasting Equip.(Special Expenditure)	667,580	97,580	96,496	-571,084	-1,084
04333	Vehicles (Special Expenditure)	34,446,240	25,722,186	25,721,453	-8,724,787	-734
04339	Disaster Relief (Special Expenditure)	5,000,000	5,000,000	5,000,000	0	0
04349	Computer Replacement	5,000,000	1,434,324	1,137,891	-3,862,109	-296,433
Total Parent Account	04300	46,701,300	36,354,443	35,909,121	-10,792,179	-445,323

**STATEMENT OF RECURRENT EXPENDITURE FOR THE YEAR ENDED 31 MARCH , 2019
AS COMPARED WITH THE ESTIMATES**

(Figures in Pula)

MIN DEPT PARENT A/C CHILD A/C	DETAILS	APPROVED ESTIMATES	WARRANTED PROVISION	ACTUAL EXPENDITURE	EXPENDITURE OVER + OR UNDER - APPROVED ESTIMATES	EXPENDITURE OVER + OR UNDER - WARRANTED PROVISION
0200	Ministry of Presidential Affairs, Governance and Public Administration					
0203	Directorate of Public Service Management					
00110	Salaries and Allowances					
00111	Basic Salary	50,885,030	43,845,030	43,768,140	-7,116,890	-76,890
00112	Allowances (Salaries and Wages)	6,475,440	4,875,440	4,682,007	-1,793,433	-193,433
00114	Casual Labour (Salaries and Allowances)	300,000	70,000	47,303	-252,697	-22,697
00115	Temporary Assistance (Salaries and Allowances)	450,000	861,207	836,281	386,281	-24,926
00124	Leave Travel Concession	300,000	156,843	154,928	-145,072	-1,915
00139	Overtime Allowances	0	1,000,000	898,385	898,385	-101,615
00140	Medical Expenses (Missions)	38,910	0	0	-38,910	0
Total Parent Account	00110	58,449,380	50,808,520	50,387,043	-8,062,337	-421,477
00160	Pensions, Gratuities and Compensations					
00164	Gratuities - Contract Officers	1,479,320	1,577,705	1,577,705	98,385	0
Total Parent Account	00160	1,479,320	1,577,705	1,577,705	98,385	0
00200	Travelling and Transport (Internal)					
00201	Transportation Costs (Internal Travel)	150,000	190,000	168,572	18,572	-21,428
00202	Subsistence Costs (Internal Travel)	950,000	1,435,000	1,313,045	363,045	-121,955
00203	Freight (Internal Travel)	5,000	0	0	-5,000	0
00204	Petrol, Oil and Lubricants (Internal Travel)	400,000	375,000	366,100	-33,900	-8,900
00206	Hire Charges	413,000	95,310	95,310	-317,690	0
00207	Accidents Charges	40,000	0	0	-40,000	0
00208	Driver Charges	25,000	0	0	-25,000	0
Total Parent Account	00200	1,983,000	2,095,310	1,943,027	-39,973	-152,283
00300	Travelling and Transport (External)					
00301	Transportation Costs (External Travel)	400,000	400,000	374,190	-25,810	-25,810
00302	Subsistence Costs (External Travel)	600,000	400,000	368,075	-231,925	-31,925
Total Parent Account	00300	1,000,000	800,000	742,265	-257,736	-57,736
00400	General Expenses and Supplies					
00401	Advertising and Publicity	400,000	491,611	470,439	70,439	-21,173
00405	Domestic and Household Requisites	300,000	300,000	299,893	-107	-107
00409	Incidental Expenses (General Expenses)	400,000	795,000	737,357	337,357	-57,643
00414	Office Supplies (General Expenses and Supplies)	1,100,000	950,000	900,208	-199,792	-49,792
00416	Property Rents and Rates	150,000	0	0	-150,000	0
00417	Postal Charges (General Expenses and Supplies)	1,900,000	2,300,000	1,832,029	-67,971	-467,971
00421	Recruitment Expenses	1,000,000	1,000,000	854,116	-145,885	-145,885
00422	Service Charges	2,317,000	2,317,000	2,107,446	-209,554	-209,554
00423	Uniforms and Protective Clothing	80,000	73,593	73,112	-6,889	-482
00432	Printing Charges	500,000	86,739	81,896	-418,104	-4,843
Total Parent Account	00400	8,147,000	8,313,943	7,356,496	-790,504	-957,448

**STATEMENT OF RECURRENT EXPENDITURE FOR THE YEAR ENDED 31 MARCH , 2019
AS COMPARED WITH THE ESTIMATES**

(Figures in Pula)

MIN DEPT PARENT A/C CHILD A/C	DETAILS	APPROVED ESTIMATES	WARRANTED PROVISION	ACTUAL EXPENDITURE	EXPENDITURE OVER + OR UNDER - APPROVED ESTIMATES	EXPENDITURE OVER + OR UNDER - WARRANTED PROVISION
0200	Ministry of Presidential Affairs, Governance and Public Administration					
0203	Directorate of Public Service Management					
00500	Departmental Services					
00503	Consultancies (Investigation and Research)	20,000	16,045,601	16,023,350	16,003,350	-22,251
00633	Public Service Bargaining Council	2,550,000	344,000	205,158	-2,344,842	-138,842
Total Parent Account	00500	2,570,000	16,389,601	16,228,508	13,658,508	-161,093
00700	Maintenance and Running (Equipment)					
00707	Fire Fighting Equipment (Maint. and Running- Equip.)	30,000	18,568	17,068	-12,933	-1,500
00712	Office Equipment (Maintenance and Running Equip.)	150,000	190,000	182,091	32,091	-7,909
00717	Sub-Contracted Repairs	350,000	226,248	220,382	-129,618	-5,866
Total Parent Account	00700	530,000	434,815	419,540	-110,460	-15,275
00800	Maintenance and Running Expenses (Other)					
00806	Grounds (Maint and Running Exp - Other)	90,000	0	0	-90,000	0
00817	Building (Small Contracts)	350,000	520,000	500,816	150,816	-19,184
Total Parent Account	00800	440,000	520,000	500,816	60,816	-19,184
00900	Institutional Running Expenses					
00902	Books, Library and Texts	50,000	76,640	70,926	20,926	-5,714
00903	Domestic Supplies	200,000	200,000	157,232	-42,768	-42,768
00906	First Aid Equipment	10,000	10,000	6,887	-3,113	-3,113
00909	Maintenance of Buildings	200,000	642,299	630,701	430,701	-11,598
00911	Maintenance of Furniture and Equipment	40,000	40,000	37,798	-2,202	-2,202
00912	Maintenance of Grounds	40,000	240,000	182,256	142,256	-57,744
00919	Service Charges - Institutional	2,000,000	2,600,000	2,550,579	550,579	-49,421
00921	Stationery Office School	500,000	500,000	460,820	-39,180	-39,180
00922	Teaching Requisites	50,000	50,000	40,557	-9,443	-9,443
00924	Uniforms and Protective	100,000	100,000	89,949	-10,051	-10,051
Total Parent Account	00900	3,190,000	4,458,939	4,227,704	1,037,704	-231,235
01100	Government Hospitality					
01101	Official Receptions	100,000	56,509	53,309	-46,691	-3,200
Total Parent Account	01100	100,000	56,509	53,309	-46,691	-3,200
01200	Training					
01201	Allowances (Training)	609,780	45,238	45,152	-564,628	-86
01202	Courses (Training)	20,813,800	8,854,267	8,262,316	-12,551,484	-591,951
Total Parent Account	01200	21,423,580	8,899,505	8,307,468	-13,116,112	-592,037
01300	Councils, Conferences and Exhibitions					
01405	Public Service Commission	100,000	165,000	144,790	44,790	-20,210
01422	Seminars and Workshops committee Conferences	300,000	373,157	305,744	5,744	-67,413
01446	Work Improvements Teams	50,000	7,500	7,500	-42,500	0

**STATEMENT OF RECURRENT EXPENDITURE FOR THE YEAR ENDED 31 MARCH , 2019
AS COMPARED WITH THE ESTIMATES**

(Figures in Pula)

MIN DEPT PARENT A/C CHILD A/C	DETAILS	APPROVED ESTIMATES	WARRANTED PROVISION	ACTUAL EXPENDITURE	EXPENDITURE OVER + OR UNDER - APPROVED ESTIMATES	EXPENDITURE OVER + OR UNDER - WARRANTED PROVISION
0200	Ministry of Presidential Affairs, Governance and Public Administration					
0203	Directorate of Public Service Management					
01300	Councils, Conferences and Exhibitions					
01477	Public Service Convention Day	1,500,000	2,354,215	2,341,550	841,550	-12,665
Total Parent Account	01300	1,950,000	2,899,871	2,799,584	849,584	-100,287
01700	Grants Subventions and Other Payments					
01703	African Association for Public Admin. And Mgmt (APAM)	50,000	2,149,509	2,149,296	2,099,296	-213
01766	College Prizes	20,000	20,000	10,185	-9,815	-9,815
01768	Cnwealth Ass. for Public Admin and Man. (CAPAM)	40,000	0	0	-40,000	0
01825	Industrial Class Appeals	330	330	0	-330	-330
01828	Institute for Development Management (IDM)	5,328,820	5,860,690	5,860,687	531,867	-3
01967	Workmen's Compensation	0	59,000	58,420	58,420	-580
Total Parent Account	01700	5,439,150	8,089,529	8,078,587	2,639,437	-10,941
04300	Special Expenditure					
04303	Air Conditioners	60,000	507,600	503,829	443,829	-3,771
04314	Furniture and Equipment	150,000	454,486	407,999	257,999	-46,487
04317	Household and Domestic Equip	100,000	100,000	87,039	-12,961	-12,961
04321	Office Equipment (Special Expenditure)	40,000	84,683	34,683	-5,317	-50,000
04327	Recording and Broadcasting Equip.(Special Expenditure)	20,000	14,393	14,393	-5,607	0
04349	Computer Replacement	200,000	766,022	585,271	385,271	-180,750
Total Parent Account	04300	570,000	1,927,183	1,633,215	1,063,215	-293,969
0213	Office of the Former President - F.G. Mogae					
00110	Salaries and Allowances					
00111	Basic Salary	1,506,480	1,006,480	941,034	-565,446	-65,446
00112	Allowances (Salaries and Wages)	142,150	132,150	87,734	-54,416	-44,416
00114	Casual Labour (Salaries and Allowances)	3,500	3,500	0	-3,500	-3,500
00115	Temporary Assistance (Salaries and Allowances)	5,590	5,590	0	-5,590	-5,590
00124	Leave Travel Concession	9,980	9,980	2,390	-7,590	-7,590
00139	Overtime Allowances	0	160,000	156,232	156,232	-3,768
Total Parent Account	00110	1,667,700	1,317,700	1,187,389	-480,311	-130,311
00200	Travelling and Transport (Internal)					
00201	Transportation Costs (Internal Travel)	4,500	4,500	2,851	-1,649	-1,649
00202	Subsistence Costs (Internal Travel)	33,500	13,500	7,276	-26,224	-6,224
00204	Petrol, Oil and Lubricants (Internal Travel)	60,000	60,000	29,003	-30,997	-30,997
00206	Hire Charges	9,130	9,130	0	-9,130	-9,130
00207	Accidents Charges	3,100	3,100	0	-3,100	-3,100
00208	Driver Charges	4,630	4,630	0	-4,630	-4,630

**STATEMENT OF RECURRENT EXPENDITURE FOR THE YEAR ENDED 31 MARCH , 2019
AS COMPARED WITH THE ESTIMATES**

(Figures in Pula)

MIN DEPT PARENT A/C CHILD A/C	DETAILS	APPROVED ESTIMATES	WARRANTED PROVISION	ACTUAL EXPENDITURE	EXPENDITURE OVER + OR UNDER - APPROVED ESTIMATES	EXPENDITURE OVER + OR UNDER - WARRANTED PROVISION
0200	Ministry of Presidential Affairs, Governance and Public Administration					
0213	Office of the Former President - F.G. Mogae					
00200	Travelling and Transport (Internal)					
Total Parent Account	00200	114,860	94,860	39,129	-75,731	-55,731
00300	Travelling and Transport (External)					
00301	Transportation Costs (External Travel)	602,200	702,200	665,910	63,710	-36,290
00302	Subsistence Costs (External Travel)	476,030	706,030	668,553	192,523	-37,477
Total Parent Account	00300	1,078,230	1,408,230	1,334,463	256,233	-73,767
00400	General Expenses and Supplies					
00405	Domestic and Household Requisites	42,500	42,500	36,293	-6,207	-6,207
00409	Incidental Expenses (General Expenses)	42,000	24,000	13,205	-28,795	-10,795
00414	Office Supplies (General Expenses and Supplies)	70,000	20,000	18,655	-51,345	-1,345
00417	Postal Charges (General Expenses and Supplies)	60,000	45,000	31,835	-28,165	-13,165
00422	Service Charges	405,000	528,000	511,495	106,495	-16,505
00423	Uniforms and Protective Clothing	4,500	4,500	2,061	-2,439	-2,439
00432	Printing Charges	3,900	3,900	0	-3,900	-3,900
Total Parent Account	00400	627,900	667,900	613,544	-14,356	-54,356
00700	Maintenance and Running (Equipment)					
00712	Office Equipment (Maintenance and Running Equip.)	580	580	0	-580	-580
00718	Vehicles and Plant Maintenance	80,000	80,000	72,701	-7,299	-7,299
Total Parent Account	00700	80,580	80,580	72,701	-7,879	-7,879
00800	Maintenance and Running Expenses (Other)					
00806	Grounds (Maint and Running Exp - Other)	40,740	40,740	0	-40,740	-40,740
Total Parent Account	00800	40,740	40,740	0	-40,740	-40,740
04300	Special Expenditure					
04314	Furniture and Equipment	6,500	6,500	0	-6,500	-6,500
04317	Household and Domestic Equip	6,970	6,970	0	-6,970	-6,970
Total Parent Account	04300	13,470	13,470	0	-13,470	-13,470
0215	Department of Information Services					
00110	Salaries and Allowances					
00111	Basic Salary	31,490,930	28,888,030	28,646,671	-2,844,259	-241,359
00112	Allowances (Salaries and Wages)	6,998,540	1,608,540	1,581,135	-5,417,405	-27,405
00114	Casual Labour (Salaries and Allowances)	30,000	30,000	17,631	-12,369	-12,369
00115	Temporary Assistance (Salaries and Allowances)	434,350	354,350	328,148	-106,202	-26,202
00124	Leave Travel Concession	150,000	190,000	163,545	13,545	-26,455
00139	Overtime Allowances	0	4,400,000	4,373,275	4,373,275	-26,725

**STATEMENT OF RECURRENT EXPENDITURE FOR THE YEAR ENDED 31 MARCH , 2019
AS COMPARED WITH THE ESTIMATES**

(Figures in Pula)

MIN DEPT PARENT A/C CHILD A/C	DETAILS	APPROVED ESTIMATES	WARRANTED PROVISION	ACTUAL EXPENDITURE	EXPENDITURE OVER + OR UNDER - APPROVED ESTIMATES	EXPENDITURE OVER + OR UNDER - WARRANTED PROVISION
0200	Ministry of Presidential Affairs, Governance and Public Administration					
0215	Department of Information Services					
00110	Salaries and Allowances					
Total Parent Account	00110	39,103,820	35,470,920	35,110,406	-3,993,414	-360,514
00200	Travelling and Transport (Internal)					
00201	Transportation Costs (Internal Travel)	200,000	300,000	248,545	48,545	-51,455
00202	Subsistence Costs (Internal Travel)	2,540,000	2,640,000	2,376,692	-163,308	-263,308
00204	Petrol, Oil and Lubricants (Internal Travel)	1,419,740	1,019,740	996,031	-423,709	-23,709
00206	Hire Charges	109,750	99,750	80,000	-29,750	-19,750
00207	Accidents Charges	60,000	50,000	18,108	-41,892	-31,892
00208	Driver Charges	2,220	2,220	0	-2,220	-2,220
Total Parent Account	00200	4,331,710	4,111,710	3,719,376	-612,334	-392,334
00300	Travelling and Transport (External)					
00301	Transportation Costs (External Travel)	146,680	546,680	415,501	268,821	-131,179
00302	Subsistence Costs (External Travel)	383,750	1,083,750	707,326	323,576	-376,424
Total Parent Account	00300	530,430	1,630,430	1,122,827	592,397	-507,603
00400	General Expenses and Supplies					
00401	Advertising and Publicity	200,000	200,000	122,837	-77,163	-77,163
00404	Copyright and Authors' Fees	1,100,000	1,700,000	1,581,622	481,622	-118,378
00405	Domestic and Household Requisites	300,000	260,000	254,130	-45,870	-5,870
00409	Incidental Expenses (General Expenses)	160,000	170,000	160,187	187	-9,814
00414	Office Supplies (General Expenses and Supplies)	780,540	930,040	730,655	-49,885	-199,385
00417	Postal Charges (General Expenses and Supplies)	1,510,930	2,010,930	1,965,898	454,968	-45,032
00422	Service Charges	2,000,810	900,810	755,462	-1,245,348	-145,348
00423	Uniforms and Protective Clothing	150,000	182,000	178,691	28,691	-3,309
00432	Printing Charges	1,900,000	480,000	478,935	-1,421,065	-1,065
Total Parent Account	00400	8,102,280	6,833,780	6,228,417	-1,873,863	-605,363
00500	Departmental Services					
00541	Stores	200,000	359,500	262,899	62,899	-96,601
00568	Government Mail in Botswana	17,348,000	14,847,000	14,846,923	-2,501,077	-77
Total Parent Account	00500	17,548,000	15,206,500	15,109,822	-2,438,178	-96,678
00700	Maintenance and Running (Equipment)					
00707	Fire Fighting Equipment (Maint. and Running-Equip.)	50,000	35,000	32,125	-17,875	-2,875
00712	Office Equipment (Maintenance and Running Equip.)	100,000	20,000	18,275	-81,725	-1,725
00714	Recording and Visual Aid Equipment	80,000	0	0	-80,000	0
00718	Vehicles and Plant Maintenance	1,000,000	1,200,000	1,059,068	59,068	-140,932

**STATEMENT OF RECURRENT EXPENDITURE FOR THE YEAR ENDED 31 MARCH , 2019
AS COMPARED WITH THE ESTIMATES**

(Figures in Pula)

MIN DEPT PARENT A/C CHILD A/C	DETAILS	APPROVED ESTIMATES	WARRANTED PROVISION	ACTUAL EXPENDITURE	EXPENDITURE OVER + OR UNDER - APPROVED ESTIMATES	EXPENDITURE OVER + OR UNDER - WARRANTED PROVISION
0200	Ministry of Presidential Affairs, Governance and Public Administration					
0215	Department of Information Services					
00700	Maintenance and Running (Equipment)					
00724	Computer Systems Consumables	120,070	160,070	143,658	23,588	-16,412
Total Parent Account	00700	1,350,070	1,415,070	1,253,125	-96,945	-161,945
00800	Maintenance and Running Expenses (Other)					
00805	Furniture (Maint and Running Exp - Other)	87,800	47,800	0	-87,800	-47,800
00806	Grounds (Maint and Running Exp - Other)	40,000	40,000	36,923	-3,078	-3,078
Total Parent Account	00800	127,800	87,800	36,923	-90,878	-50,878
01200	Training					
01201	Allowances (Training)	50,000	500	0	-50,000	-500
01202	Courses (Training)	50,000	20,000	-46,102	-96,102	-66,102
Total Parent Account	01200	100,000	20,500	-46,102	-146,102	-66,602
01300	Councils, Conferences and Exhibitions					
01422	Seminars and Workshops committee Conferences	150,000	250,000	223,679	73,679	-26,321
01438	Trade Fairs Agricultural Shows and Exhibitions	50,000	500	0	-50,000	-500
Total Parent Account	01300	200,000	250,500	223,679	23,679	-26,821
01700	Grants Subventions and Other Payments					
01885	Pan-African News Agency	800,000	700,000	537,820	-262,180	-162,180
Total Parent Account	01700	800,000	700,000	537,820	-262,180	-162,180
04300	Special Expenditure					
04314	Furniture and Equipment	150,000	598,000	559,363	409,363	-38,637
04317	Household and Domestic Equip	50,680	60,680	53,029	2,349	-7,652
04322	Photographic Equipment (Special Expenditure)	150,000	8,000	0	-150,000	-8,000
04327	Recording and Broadcasting Equip.(Special Expenditure)	100,000	180,000	179,861	79,861	-139
04349	Computer Replacement	234,980	304,980	294,825	59,845	-10,155
Total Parent Account	04300	685,660	1,151,660	1,087,078	401,418	-64,582
0216	Department of Broadcasting Services					
00110	Salaries and Allowances					
00111	Basic Salary	87,701,180	58,493,570	58,416,177	-29,285,003	-77,393
00112	Allowances (Salaries and Wages)	11,283,370	6,181,460	6,134,761	-5,148,609	-46,699
00114	Casual Labour (Salaries and Allowances)	35,670	27,204	23,902	-11,768	-3,302
00115	Temporary Assistance (Salaries and Allowances)	867,300	1,973,641	1,903,132	1,035,832	-70,509
00124	Leave Travel Concession	190,000	206,607	189,805	-195	-16,802
00139	Overtime Allowances	0	15,910,733	15,724,521	15,724,521	-186,212
Total Parent Account	00110	100,077,520	82,793,215	82,392,298	-17,685,222	-400,917

**STATEMENT OF RECURRENT EXPENDITURE FOR THE YEAR ENDED 31 MARCH , 2019
AS COMPARED WITH THE ESTIMATES**

(Figures in Pula)

MIN DEPT PARENT A/C CHILD A/C	DETAILS	APPROVED ESTIMATES	WARRANTED PROVISION	ACTUAL EXPENDITURE	EXPENDITURE OVER + OR UNDER - APPROVED ESTIMATES	EXPENDITURE OVER + OR UNDER - WARRANTED PROVISION
0200	Ministry of Presidential Affairs, Governance and Public Administration					
0216	Department of Broadcasting Services					
00200	Travelling and Transport (Internal)					
00201	Transportation Costs (Internal Travel)	250,000	210,000	180,486	-69,514	-29,514
00202	Subsistence Costs (Internal Travel)	3,200,000	3,827,931	3,721,628	521,628	-106,303
00203	Freight (Internal Travel)	5,000	0	0	-5,000	0
00204	Petrol, Oil and Lubricants (Internal Travel)	1,500,000	1,496,690	1,496,689	-3,311	-1
00206	Hire Charges	500,340	316,667	316,667	-183,673	0
00207	Accidents Charges	59,750	26,257	26,256	-33,494	-1
00208	Driver Charges	41,010	10,010	10,000	-31,010	-10
Total Parent Account	00200	5,556,100	5,887,555	5,751,726	195,626	-135,829
00300	Travelling and Transport (External)					
00301	Transportation Costs (External Travel)	296,680	1,101,127	1,053,721	757,041	-47,406
00302	Subsistence Costs (External Travel)	433,570	1,557,495	1,358,006	924,436	-199,489
Total Parent Account	00300	730,250	2,658,622	2,411,727	1,681,477	-246,895
00400	General Expenses and Supplies					
00401	Advertising and Publicity	250,000	181,000	180,139	-69,861	-861
00404	Copyright and Authors' Fees	8,100,000	10,236,604	10,239,263	2,139,263	2,659
00405	Domestic and Household Requisites	270,000	264,821	264,820	-5,180	-1
00409	Incidental Expenses (General Expenses)	370,000	434,964	427,336	57,336	-7,628
00414	Office Supplies (General Expenses and Supplies)	2,500,000	1,954,768	1,926,919	-573,081	-27,849
00417	Postal Charges (General Expenses and Supplies)	3,300,000	7,404,500	7,402,557	4,102,557	-1,943
00418	Reuters News Service	1,500,000	1,275,000	876,934	-623,066	-398,066
00422	Service Charges	31,599,360	50,914,210	50,785,024	19,185,664	-129,186
00423	Uniforms and Protective Clothing	200,000	199,873	199,873	-127	0
Total Parent Account	00400	48,089,360	72,865,740	72,302,865	24,213,505	-562,875
00500	Departmental Services					
00541	Stores	200,000	198,393	198,393	-1,607	0
00578	Programme Development and Purchases	17,300,000	3,088,481	3,080,991	-14,219,009	-7,490
00622	PanAmSat Transponder	27,761,410	29,950,817	29,950,816	2,189,406	-1
Total Parent Account	00500	45,261,410	33,237,691	33,230,200	-12,031,210	-7,491
00700	Maintenance and Running (Equipment)					
00707	Fire Fighting Equipment (Maint. and Running- Equip.)	150,000	150,000	149,184	-816	-816
00712	Office Equipment (Maintenance and Running Equip.)	70,000	61,561	61,560	-8,440	-1
00713	Radio and Transmitter Equipment	3,900,000	3,900,000	2,236,251	-1,663,749	-1,663,749
00714	Recording and Visual Aid Equipment	1,500,000	950,000	818,313	-681,687	-131,687
00718	Vehicles and Plant Maintenance	850,000	1,243,902	1,212,794	362,794	-31,108
00724	Computer Systems	200,000	190,487	161,679	-38,321	-28,808

**STATEMENT OF RECURRENT EXPENDITURE FOR THE YEAR ENDED 31 MARCH , 2019
AS COMPARED WITH THE ESTIMATES**

(Figures in Pula)

MIN DEPT PARENT A/C CHILD A/C	DETAILS	APPROVED ESTIMATES	WARRANTED PROVISION	ACTUAL EXPENDITURE	EXPENDITURE OVER + OR UNDER - APPROVED ESTIMATES	EXPENDITURE OVER + OR UNDER - WARRANTED PROVISION
0200	Ministry of Presidential Affairs, Governance and Public Administration					
0216	Department of Broadcasting Services					
00700	Maintenance and Running (Equipment) Consumables					
Total Parent Account	00700	6,670,000	6,495,950	4,639,782	-2,030,218	-1,856,168
00800	Maintenance and Running Expenses (Other)					
00803	Buildings (Maint and Running Exp - Other)	800,000	796,677	796,397	-3,603	-280
00805	Furniture (Maint and Running Exp - Other)	50,000	3,985	3,984	-46,016	-1
00806	Grounds (Maint and Running Exp - Other)	802,320	771,456	771,456	-30,864	0
00814	Minor Works (Maint and Running Exp - Other)	250,000	264,743	229,793	-20,207	-34,950
Total Parent Account	00800	1,902,320	1,836,861	1,801,630	-100,690	-35,231
01200	Training					
01201	Allowances (Training)	250,000	68,601	68,601	-181,399	0
01202	Courses (Training)	120,000	0	0	-120,000	0
Total Parent Account	01200	370,000	68,601	68,601	-301,399	0
01300	Councils, Conferences and Exhibitions					
01422	Seminars and Workshops committee Conferences	300,000	320,000	298,334	-1,666	-21,666
01438	Trade Fairs Agricultural Shows and Exhibitions	180,000	177,794	173,594	-6,406	-4,200
Total Parent Account	01300	480,000	497,794	471,928	-8,072	-25,866
01700	Grants Subventions and Other Payments					
01775	Commonwealth Broadcasting Association	28,000	22,827	22,827	-5,173	0
01932	Southern African Broadcasting Association (SABA)	85,000	82,873	82,873	-2,127	0
02027	Africa Union of Broadcasting	200,000	183,710	183,710	-16,290	0
02064	Broadcasting subscriptions	6,569,120	7,379,120	7,359,586	790,466	-19,534
Total Parent Account	01700	6,882,120	7,668,530	7,648,995	766,875	-19,535
04300	Special Expenditure					
04314	Furniture and Equipment	431,200	410,761	397,434	-33,767	-13,328
04317	Household and Domestic Equip	0	38,733	38,733	38,733	0
04321	Office Equipment (Special Expenditure)	80,000	77,723	77,722	-2,278	-1
04333	Vehicles (Special Expenditure)	0	35,840	35,840	35,840	0
04349	Computer Replacement	0	104,664	104,664	104,664	0
Total Parent Account	04300	511,200	667,721	654,393	143,193	-13,328
0217	Department of Government Printing and Publishing Services					
00110	Salaries and Allowances					
00111	Basic Salary	17,156,510	16,356,259	15,943,061	-1,213,449	-413,198
00112	Allowances (Salaries and Wages)	2,483,960	1,383,960	1,365,202	-1,118,758	-18,758
00114	Casual Labour (Salaries and Allowances)	20,000	20,000	19,400	-600	-600

**STATEMENT OF RECURRENT EXPENDITURE FOR THE YEAR ENDED 31 MARCH , 2019
AS COMPARED WITH THE ESTIMATES**

(Figures in Pula)

MIN DEPT PARENT A/C CHILD A/C	DETAILS	APPROVED ESTIMATES	WARRANTED PROVISION	ACTUAL EXPENDITURE	EXPENDITURE OVER + OR UNDER - APPROVED ESTIMATES	EXPENDITURE OVER + OR UNDER - WARRANTED PROVISION
0200	Ministry of Presidential Affairs, Governance and Public Administration					
0217	Department of Government Printing and Publishing Services					
00110	Salaries and Allowances					
00115	Temporary Assistance (Salaries and Allowances)	800,000	1,904,251	1,889,925	1,089,925	-14,326
00124	Leave Travel Concession	76,600	82,600	81,404	4,804	-1,196
00139	Overtime Allowances	0	1,773,269	1,752,101	1,752,101	-21,168
	Total Parent Account 00110	20,537,070	21,520,339	21,051,093	514,023	-469,246
00200	Travelling and Transport (Internal)					
00201	Transportation Costs (Internal Travel)	80,000	56,351	56,351	-23,649	0
00202	Subsistence Costs (Internal Travel)	350,000	250,000	234,659	-115,341	-15,341
00203	Freight (Internal Travel)	253,000	240,053	240,053	-12,947	0
00204	Petrol, Oil and Lubricants (Internal Travel)	94,880	73,947	73,947	-20,933	0
00206	Hire Charges	10,680	0	0	-10,680	0
00207	Accidents Charges	5,000	0	0	-5,000	0
00208	Driver Charges	1,480	448	448	-1,032	0
	Total Parent Account 00200	795,040	620,799	605,458	-189,582	-15,341
00300	Travelling and Transport (External)					
00301	Transportation Costs (External Travel)	80,000	34,924	34,924	-45,076	0
00302	Subsistence Costs (External Travel)	100,000	24,383	24,383	-75,617	0
	Total Parent Account 00300	180,000	59,307	59,306	-120,694	0
00400	General Expenses and Supplies					
00401	Advertising and Publicity	100,000	21,070	21,070	-78,930	0
00405	Domestic and Household Requisites	350,000	381,019	381,017	31,017	-2
00409	Incidental Expenses (General Expenses)	150,000	150,000	148,797	-1,203	-1,203
00414	Office Supplies (General Expenses and Supplies)	620,000	510,000	502,278	-117,722	-7,722
00417	Postal Charges (General Expenses and Supplies)	420,000	420,000	417,608	-2,392	-2,392
00422	Service Charges	3,250,000	3,821,992	3,803,699	553,699	-18,292
00423	Uniforms and Protective Clothing	130,000	118,693	118,693	-11,307	0
	Total Parent Account 00400	5,020,000	5,422,774	5,393,161	373,161	-29,612
00500	Departmental Services					
00526	Paper and Materials (Government Press)	38,661,380	43,101,380	42,378,164	3,716,784	-723,216
00537	Special Printing	2,000,000	2,339,052	2,339,052	339,052	0
00541	Stores	6,000	0	0	-6,000	0
	Total Parent Account 00500	40,667,380	45,440,432	44,717,216	4,049,836	-723,217
00700	Maintenance and Running (Equipment)					
00707	Fire Fighting Equipment (Maint. and Running- Equip.)	50,000	37,800	37,800	-12,200	0
00716	Static Plant	5,615,250	6,255,315	6,168,509	553,259	-86,806
00718	Vehicles and Plant Maintenance	250,000	48,356	48,355	-201,645	-1
00724	Computer Systems Consumables	100,000	22,800	22,317	-77,683	-483

**STATEMENT OF RECURRENT EXPENDITURE FOR THE YEAR ENDED 31 MARCH , 2019
AS COMPARED WITH THE ESTIMATES**

(Figures in Pula)

MIN DEPT PARENT A/C CHILD A/C	DETAILS	APPROVED ESTIMATES	WARRANTED PROVISION	ACTUAL EXPENDITURE	EXPENDITURE OVER + OR UNDER - APPROVED ESTIMATES	EXPENDITURE OVER + OR UNDER - WARRANTED PROVISION
0200	Ministry of Presidential Affairs, Governance and Public Administration					
0217	Department of Government Printing and Publishing Services					
00700	Maintenance and Running (Equipment)					
Total Parent Account	00700	6,015,250	6,364,271	6,276,981	261,731	-87,290
00800	Maintenance and Running Expenses (Other)					
00805	Furniture (Maint and Running Exp - Other)	20,000	11,939	11,939	-8,061	0
00806	Grounds (Maint and Running Exp - Other)	50,000	7,844	7,844	-42,156	0
00814	Minor Works (Maint and Running Exp - Other)	500,000	197,771	197,771	-302,229	0
Total Parent Account	00800	570,000	217,554	217,554	-352,446	0
01200	Training					
01201	Allowances (Training)	47,000	0	0	-47,000	0
01202	Courses (Training)	47,000	23,437	23,290	-23,710	-147
Total Parent Account	01200	94,000	23,437	23,290	-70,710	-147
01300	Councils, Conferences and Exhibitions					
01422	Seminars and Workshops committee Conferences	285,000	267,226	267,226	-17,774	0
01438	Trade Fairs Agricultural Shows and Exhibitions	55,000	34,337	34,337	-20,663	0
01446	Work Improvements Teams	10,000	0	0	-10,000	0
Total Parent Account	01300	350,000	301,563	301,563	-48,437	0
04300	Special Expenditure					
04314	Furniture and Equipment	100,000	82,465	63,705	-36,295	-18,760
04317	Household and Domestic Equip	15,000	8,799	8,799	-6,201	0
04324	Plant,Light Mobile (Special Expenditure)	15,000	0	0	-15,000	0
04325	Plant Static (Special Expenditure)	3,000,000	1,936,000	1,935,354	-1,064,646	-646
04349	Computer Replacement	200,000	61,000	60,422	-139,578	-578
Total Parent Account	04300	3,330,000	2,088,264	2,068,281	-1,261,720	-19,984
0219	National Strategy Office					
00110	Salaries and Allowances					
00111	Basic Salary	13,531,340	18,250,900	18,059,455	4,528,115	-191,445
00112	Allowances (Salaries and Wages)	1,270,390	2,203,071	2,198,971	928,581	-4,099
00114	Casual Labour (Salaries and Allowances)	1,000	2,000	1,429	429	-571
00115	Temporary Assistance (Salaries and Allowances)	52,990	152,990	138,192	85,202	-14,798
00124	Leave Travel Concession	20,000	34,250	33,151	13,151	-1,099
00139	Overtime Allowances	0	94,010	87,307	87,307	-6,703
Total Parent Account	00110	14,875,720	20,737,221	20,518,505	5,642,785	-218,716
00200	Travelling and Transport (Internal)					
00201	Transportation Costs (Internal Travel)	60,520	65,520	30,245	-30,275	-35,275
00202	Subsistence Costs (Internal Travel)	100,000	290,000	242,849	142,849	-47,151
00203	Freight (Internal Travel)	2,000	500	500	-1,500	0

**STATEMENT OF RECURRENT EXPENDITURE FOR THE YEAR ENDED 31 MARCH , 2019
AS COMPARED WITH THE ESTIMATES**

(Figures in Pula)

MIN DEPT PARENT A/C CHILD A/C	DETAILS	APPROVED ESTIMATES	WARRANTED PROVISION	ACTUAL EXPENDITURE	EXPENDITURE OVER + OR UNDER - APPROVED ESTIMATES	EXPENDITURE OVER + OR UNDER - WARRANTED PROVISION
0200	Ministry of Presidential Affairs, Governance and Public Administration					
0219	National Strategy Office					
00200	Travelling and Transport (Internal)					
00204	Petrol, Oil and Lubricants (Internal Travel)	100,000	116,270	116,190	16,190	-80
00206	Hire Charges	50,000	2,500	2,050	-47,950	-450
00207	Accidents Charges	10,000	0	0	-10,000	0
00208	Driver Charges	500	979	979	479	0
	Total Parent Account 00200	323,020	475,769	392,813	69,793	-82,957
00300	Travelling and Transport (External)					
00301	Transportation Costs (External Travel)	200,000	293,720	33,744	-166,256	-259,976
00302	Subsistence Costs (External Travel)	200,000	263,720	203,280	3,280	-60,440
	Total Parent Account 00300	400,000	557,440	237,024	-162,976	-320,416
00400	General Expenses and Supplies					
00401	Advertising and Publicity	25,000	67,800	67,783	42,783	-17
00405	Domestic and Household Requisites	150,000	296,800	296,784	146,784	-16
00409	Incidental Expenses (General Expenses)	200,000	410,000	403,648	203,648	-6,352
00414	Office Supplies (General Expenses and Supplies)	200,000	400,000	399,854	199,854	-146
00417	Postal Charges (General Expenses and Supplies)	450,000	1,008,040	1,007,787	557,787	-253
00421	Recruitment Expenses	150,000	13,760	13,760	-136,240	0
00422	Service Charges	500,000	737,600	737,505	237,505	-95
00423	Uniforms and Protective Clothing	40,000	89,000	88,834	48,834	-166
00432	Printing Charges	150,000	218,000	217,566	67,566	-434
	Total Parent Account 00400	1,865,000	3,241,000	3,233,522	1,368,522	-7,478
00500	Departmental Services					
00503	Consultancies (Investigation and Research)	700,000	972,200	967,351	267,351	-4,849
	Total Parent Account 00500	700,000	972,200	967,351	267,351	-4,849
00700	Maintenance and Running (Equipment)					
00712	Office Equipment (Maintenance and Running Equip.)	50,000	56,000	55,807	5,807	-193
00718	Vehicles and Plant Maintenance	70,000	96,400	96,354	26,354	-46
00724	Computer Systems Consumables	100,000	200,000	199,645	99,645	-355
	Total Parent Account 00700	220,000	352,400	351,806	131,806	-594
00800	Maintenance and Running Expenses (Other)					
00805	Furniture (Maint and Running Exp - Other)	20,000	18,000	17,787	-2,213	-213
00814	Minor Works (Maint and Running Exp - Other)	25,000	50,000	49,830	24,830	-170
	Total Parent Account 00800	45,000	68,000	67,617	22,617	-383

**STATEMENT OF RECURRENT EXPENDITURE FOR THE YEAR ENDED 31 MARCH , 2019
AS COMPARED WITH THE ESTIMATES**

(Figures in Pula)

MIN DEPT PARENT A/C CHILD A/C	DETAILS	APPROVED ESTIMATES	WARRANTED PROVISION	ACTUAL EXPENDITURE	EXPENDITURE OVER + OR UNDER - APPROVED ESTIMATES	EXPENDITURE OVER + OR UNDER - WARRANTED PROVISION
0200	Ministry of Presidential Affairs, Governance and Public Administration					
0219	National Strategy Office					
00900	Institutional Running Expenses					
00902	Books, Library and Texts	75,000	38,100	38,092	-36,908	-8
Total Parent Account	00900	75,000	38,100	38,092	-36,908	-8
01100	Government Hospitality					
01101	Official Receptions	100,000	94,600	94,500	-5,500	-100
Total Parent Account	01100	100,000	94,600	94,500	-5,500	-100
01200	Training					
01201	Allowances (Training)	0	66,200	66,115	66,115	-85
01202	Courses (Training)	400,000	374,060	304,682	-95,318	-69,378
Total Parent Account	01200	400,000	440,260	370,797	-29,203	-69,463
01300	Councils, Conferences and Exhibitions					
01422	Seminars and Workshops committee Conferences	300,000	214,000	213,498	-86,502	-502
Total Parent Account	01300	300,000	214,000	213,498	-86,502	-502
04300	Special Expenditure					
04309	Camping and Weather Protection Equipment	8,010	10	0	-8,010	-10
04314	Furniture and Equipment	50,000	97,000	96,966	46,966	-34
04317	Household and Domestic Equip	50,000	98,140	98,081	48,081	-59
04321	Office Equipment (Special Expenditure)	35,000	27,000	26,880	-8,120	-120
04322	Photographic Equipment (Special Expenditure)	5,000	0	0	-5,000	0
04327	Recording and Broadcasting Equip.(Special Expenditure)	10,000	0	0	-10,000	0
04349	Computer Replacement	40,000	40,000	39,752	-248	-248
Total Parent Account	04300	198,010	262,150	261,680	63,670	-470
0220	Directorate on Corruption and Economic Crime					
00110	Salaries and Allowances					
00111	Basic Salary	50,062,010	49,562,010	49,050,053	-1,011,957	-511,957
00112	Allowances (Salaries and Wages)	25,555,510	24,555,510	24,177,963	-1,377,547	-377,547
00114	Casual Labour (Salaries and Allowances)	80,000	55,000	36,766	-43,234	-18,234
00115	Temporary Assistance (Salaries and Allowances)	250,000	250,000	323,045	73,045	73,045
00124	Leave Travel Concession	200,000	200,000	186,430	-13,570	-13,570
00139	Overtime Allowances	0	25,000	17,304	17,304	-7,696
Total Parent Account	00110	76,147,520	74,647,520	73,791,561	-2,355,959	-855,959
00160	Pensions, Gratuities and Compensations					
00164	Gratuities - Contract Officers	465,830	1,004,824	598,058	132,228	-406,766
Total Parent Account	00160	465,830	1,004,824	598,058	132,228	-406,766

**STATEMENT OF RECURRENT EXPENDITURE FOR THE YEAR ENDED 31 MARCH , 2019
AS COMPARED WITH THE ESTIMATES**

(Figures in Pula)

MIN DEPT PARENT A/C CHILD A/C	DETAILS	APPROVED ESTIMATES	WARRANTED PROVISION	ACTUAL EXPENDITURE	EXPENDITURE OVER + OR UNDER - APPROVED ESTIMATES	EXPENDITURE OVER + OR UNDER - WARRANTED PROVISION
0200	Ministry of Presidential Affairs, Governance and Public Administration					
0220	Directorate on Corruption and Economic Crime					
00200	Travelling and Transport (Internal)					
00201	Transportation Costs (Internal Travel)	800,000	880,000	801,546	1,546	-78,454
00202	Subsistence Costs (Internal Travel)	3,300,000	4,976,000	4,370,853	1,070,853	-605,147
00204	Petrol, Oil and Lubricants (Internal Travel)	1,034,630	614,630	612,917	-421,713	-1,713
00206	Hire Charges	246,330	46,330	45,000	-201,330	-1,330
00207	Accidents Charges	48,000	22,760	2,760	-45,240	-20,000
00208	Driver Charges	20,000	5,000	5,000	-15,000	0
Total Parent Account	00200	5,448,960	6,544,720	5,838,076	389,116	-706,644
00300	Travelling and Transport (External)					
00301	Transportation Costs (External Travel)	1,000,000	900,000	846,376	-153,624	-53,624
00302	Subsistence Costs (External Travel)	1,000,000	1,550,000	1,513,882	513,882	-36,118
Total Parent Account	00300	2,000,000	2,450,000	2,360,258	360,258	-89,742
00400	General Expenses and Supplies					
00401	Advertising and Publicity	1,000,000	1,000,000	813,620	-186,380	-186,380
00405	Domestic and Household Requisites	365,480	365,480	354,134	-11,346	-11,346
00409	Incidental Expenses (General Expenses)	550,010	550,010	437,145	-112,865	-112,865
00414	Office Supplies (General Expenses and Supplies)	800,000	792,000	739,426	-60,575	-52,575
00415	Packing and Preservation Materials	10,000	0	0	-10,000	0
00417	Postal Charges (General Expenses and Supplies)	1,800,000	1,900,000	1,869,506	69,506	-30,494
00421	Recruitment Expenses	350,000	220,000	215,404	-134,596	-4,596
00422	Service Charges	3,400,000	3,986,990	3,704,732	304,732	-282,257
00423	Uniforms and Protective Clothing	100,000	100,000	89,447	-10,553	-10,553
00432	Printing Charges	300,000	300,000	212,856	-87,144	-87,144
00439	Performance Recognition Awards	200,000	193,030	193,030	-6,970	0
Total Parent Account	00400	8,875,490	9,407,510	8,629,300	-246,190	-778,210
00500	Departmental Services					
00536	Special Investigations	3,000,000	13,988	13,677	-2,986,323	-311
00541	Stores	39,770	580	580	-39,190	0
00546	Library Books (Departmental Expenses)	120,000	120,000	67,709	-52,291	-52,291
00572	Rents:Offices	4,541,860	4,948,860	4,935,948	394,088	-12,912
Total Parent Account	00500	7,701,630	5,083,428	5,017,914	-2,683,716	-65,514
00700	Maintenance and Running (Equipment)					
00704	Camping Equipment	5,000	0	0	-5,000	0
00707	Fire Fighting Equipment (Maint. and Running- Equip.)	10,000	10,000	8,087	-1,913	-1,913
00712	Office Equipment (Maintenance and Running Equip.)	80,020	91,020	71,600	-8,420	-19,420
00716	Static Plant	30,000	38,000	27,278	-2,722	-10,722
00717	Sub-Contracted Repairs	800,000	700,000	670,334	-129,666	-29,666

**STATEMENT OF RECURRENT EXPENDITURE FOR THE YEAR ENDED 31 MARCH , 2019
AS COMPARED WITH THE ESTIMATES**

(Figures in Pula)

MIN DEPT PARENT A/C CHILD A/C	DETAILS	APPROVED ESTIMATES	WARRANTED PROVISION	ACTUAL EXPENDITURE	EXPENDITURE OVER + OR UNDER - APPROVED ESTIMATES	EXPENDITURE OVER + OR UNDER - WARRANTED PROVISION
0200	Ministry of Presidential Affairs, Governance and Public Administration					
0220	Directorate on Corruption and Economic Crime					
00700	Maintenance and Running (Equipment)					
00718	Vehicles and Plant Maintenance	350,000	184,000	166,541	-183,459	-17,459
00724	Computer Systems Consumables	30,000	1,078,800	951,251	921,251	-127,549
00725	Computer Systems Maintenance	30,000	21,200	14,668	-15,332	-6,532
Total Parent Account	00700	1,335,020	2,123,020	1,909,761	574,741	-213,259
00800	Maintenance and Running Expenses (Other)					
00805	Furniture (Maint and Running Exp - Other)	50,000	26,000	25,825	-24,175	-175
00806	Grounds (Maint and Running Exp - Other)	500,000	492,000	491,594	-8,406	-406
00814	Minor Works (Maint and Running Exp - Other)	1,057,800	1,247,800	1,177,205	119,405	-70,595
Total Parent Account	00800	1,607,800	1,765,800	1,694,624	86,824	-71,176
01100	Government Hospitality					
01101	Official Receptions	70,000	120,000	86,216	16,216	-33,784
Total Parent Account	01100	70,000	120,000	86,216	16,216	-33,784
01200	Training					
01201	Allowances (Training)	50,000	43,696	43,695	-6,305	-1
01202	Courses (Training)	1,000,000	650,000	634,218	-365,782	-15,782
01207	Materials (Training)	10,000	0	0	-10,000	0
01211	Tutors'fees (Training)	20,000	0	0	-20,000	0
01217	Performance Management System	200,000	127,121	126,421	-73,580	-700
Total Parent Account	01200	1,280,000	820,817	804,334	-475,666	-16,482
01300	Councils, Conferences and Exhibitions					
01422	Seminars and Workshops committee Conferences	1,720,000	1,720,000	1,628,832	-91,168	-91,168
01438	Trade Fairs Agricultural Shows and Exhibitions	100,000	83,100	83,003	-16,997	-97
Total Parent Account	01300	1,820,000	1,803,100	1,711,835	-108,165	-91,265
01700	Grants Subventions and Other Payments					
01902	Rewards	4,553,770	4,553,770	4,532,277	-21,493	-21,493
02068	DCEC Subscriptions	400,000	174,500	164,315	-235,685	-10,185
Total Parent Account	01700	4,953,770	4,728,270	4,696,593	-257,178	-31,678
04300	Special Expenditure					
04309	Camping and Weather Protection Equipment	20,000	0	0	-20,000	0
04313	Fire Fighting Equipment (Special Expenditure)	10,000	0	0	-10,000	0
04314	Furniture and Equipment	650,000	250,000	204,446	-445,554	-45,554
04317	Household and Domestic Equip	100,000	89,000	88,940	-11,060	-60
04321	Office Equipment (Special Expenditure)	100,000	100,000	70,972	-29,028	-29,028
04322	Photographic Equipment (Special Expenditure)	50,000	0	0	-50,000	0
04327	Recording and Broadcasting Equip.(Special	200,000	0	0	-200,000	0

**STATEMENT OF RECURRENT EXPENDITURE FOR THE YEAR ENDED 31 MARCH , 2019
AS COMPARED WITH THE ESTIMATES**

(Figures in Pula)

MIN DEPT PARENT A/C CHILD A/C	DETAILS	APPROVED ESTIMATES	WARRANTED PROVISION	ACTUAL EXPENDITURE	EXPENDITURE OVER + OR UNDER - APPROVED ESTIMATES	EXPENDITURE OVER + OR UNDER - WARRANTED PROVISION
0200	Ministry of Presidential Affairs, Governance and Public Administration					
0220	Directorate on Corruption and Economic Crime					
04300	Special Expenditure					
	Expenditure)					
04333	Vehicles (Special Expenditure)	0	513,012	513,012	513,012	-1
04345	Training Equipment (Special Expenditure)	150,000	84,000	83,574	-66,426	-426
04349	Computer Replacement	100,000	51,000	38,650	-61,350	-12,350
Total Parent Account	04300	1,380,000	1,087,012	999,594	-380,406	-87,418
0221	Directorate on Intelligence and Security					
00110	Salaries and Allowances					
00111	Basic Salary	177,081,530	155,407,524	154,150,053	-22,931,477	-1,257,471
00112	Allowances (Salaries and Wages)	47,806,290	52,653,977	52,012,223	4,205,933	-641,754
00114	Casual Labour (Salaries and Allowances)	10,000	10,000	2,173	-7,827	-7,827
00115	Temporary Assistance (Salaries and Allowances)	200,000	172,392	172,029	-27,971	-363
00124	Leave Travel Concession	600,000	540,000	533,089	-66,911	-6,911
00139	Overtime Allowances	0	250,000	238,171	238,171	-11,829
Total Parent Account	00110	225,697,820	209,033,892	207,107,738	-18,590,082	-1,926,155
00160	Pensions, Gratuities and Compensations					
00164	Gratuities - Contract Officers	0	48,350	48,262	48,262	-88
Total Parent Account	00160	0	48,350	48,262	48,262	-88
00200	Travelling and Transport (Internal)					
00201	Transportation Costs (Internal Travel)	3,101,420	451,420	366,396	-2,735,024	-85,024
00202	Subsistence Costs (Internal Travel)	5,607,720	15,924,320	14,695,406	9,087,686	-1,228,914
00203	Freight (Internal Travel)	500,000	378,800	378,744	-121,256	-56
00204	Petrol, Oil and Lubricants (Internal Travel)	19,250,000	9,920,771	9,895,990	-9,354,010	-24,781
00206	Hire Charges	130,000	0	0	-130,000	0
00211	Aviation fuel, Oil, Lubricants	1,515,060	810,077	809,994	-705,066	-83
Total Parent Account	00200	30,104,200	27,485,388	26,146,530	-3,957,670	-1,338,858
00300	Travelling and Transport (External)					
00301	Transportation Costs (External Travel)	3,812,290	8,307,913	7,507,880	3,695,590	-800,033
00302	Subsistence Costs (External Travel)	6,820,340	12,099,960	10,585,558	3,765,218	-1,514,402
Total Parent Account	00300	10,632,630	20,407,873	18,093,438	7,460,808	-2,314,435
00400	General Expenses and Supplies					
00401	Advertising and Publicity	10,000	13,000	12,960	2,960	-40
00405	Domestic and Household Requisites	700,000	641,600	631,937	-68,063	-9,663
00408	Insurance Costs (General Expenses)	2,500,000	1,876,127	1,855,071	-644,929	-21,057
00409	Incidental Expenses (General Expenses)	4,600,000	4,517,000	4,348,667	-251,333	-168,333
00414	Office Supplies (General Expenses and Supplies)	1,500,000	1,075,500	1,075,053	-424,947	-447

**STATEMENT OF RECURRENT EXPENDITURE FOR THE YEAR ENDED 31 MARCH , 2019
AS COMPARED WITH THE ESTIMATES**

(Figures in Pula)

MIN DEPT PARENT A/C CHILD A/C	DETAILS	APPROVED ESTIMATES	WARRANTED PROVISION	ACTUAL EXPENDITURE	EXPENDITURE OVER + OR UNDER - APPROVED ESTIMATES	EXPENDITURE OVER + OR UNDER - WARRANTED PROVISION
0200	Ministry of Presidential Affairs, Governance and Public Administration					
0221	Directorate on Intelligence and Security					
00400	General Expenses and Supplies					
00417	Postal Charges (General Expenses and Supplies)	30,500,000	29,797,920	29,759,223	-740,777	-38,697
00422	Service Charges	15,000,000	24,317,775	24,207,149	9,207,149	-110,626
00423	Uniforms and Protective Clothing	1,150,000	237,550	237,527	-912,473	-23
00432	Printing Charges	300,000	160,000	159,945	-140,055	-55
00437	Medical Expenses	350,000	1,442,203	1,337,865	987,865	-104,338
	Total Parent Account 00400	56,610,000	64,078,675	63,625,396	7,015,396	-453,279
00500	Departmental Services					
00536	Special Investigations	11,000,000	22,092,000	22,091,859	11,091,859	-141
00541	Stores	150,000	113,230	113,229	-36,771	-1
00572	Rents:Offices	11,499,660	4,821,420	4,821,412	-6,678,248	-8
	Total Parent Account 00500	22,649,660	27,026,650	27,026,501	4,376,841	-149
00700	Maintenance and Running (Equipment)					
00702	Aircrafts	4,900,000	464,840	464,839	-4,435,161	-1
00707	Fire Fighting Equipment (Maint. and Running-Equip.)	25,000	51,055	50,195	25,195	-860
00712	Office Equipment (Maintenance and Running Equip.)	100,000	71,220	71,151	-28,849	-69
00713	Radio and Transmitter Equipment	10,000	0	0	-10,000	0
00718	Vehicles and Plant Maintenance	7,500,000	12,938,000	12,899,207	5,399,207	-38,793
00724	Computer Systems Consumables	452,320	292,131	292,105	-160,215	-26
00725	Computer Systems Maintenance	25,000,000	24,939,880	24,939,819	-60,181	-61
	Total Parent Account 00700	37,987,320	38,757,126	38,717,315	729,995	-39,811
00800	Maintenance and Running Expenses (Other)					
00803	Buildings (Maint and Running Exp - Other)	7,500,000	5,784,133	5,778,862	-1,721,138	-5,270
00806	Grounds (Maint and Running Exp - Other)	1,500,000	1,089,094	926,691	-573,309	-162,403
00814	Minor Works (Maint and Running Exp - Other)	2,000,000	1,902,477	1,902,461	-97,539	-16
	Total Parent Account 00800	11,000,000	8,775,704	8,608,014	-2,391,986	-167,690
00900	Institutional Running Expenses					
00907	Food	2,000,000	2,237,300	2,217,608	217,608	-19,692
00915	Medical and Surgical Equipment	20,000	0	0	-20,000	0
	Total Parent Account 00900	2,020,000	2,237,300	2,217,608	197,608	-19,692
01100	Government Hospitality					
01101	Official Receptions	50,000	25,000	24,988	-25,012	-12
	Total Parent Account 01100	50,000	25,000	24,988	-25,012	-12
01200	Training					
01202	Courses (Training)	500,000	1,454,550	575,778	75,778	-878,772
	Total Parent Account 01200	500,000	1,454,550	575,778	75,778	-878,772

**STATEMENT OF RECURRENT EXPENDITURE FOR THE YEAR ENDED 31 MARCH , 2019
AS COMPARED WITH THE ESTIMATES**

(Figures in Pula)

MIN DEPT PARENT A/C CHILD A/C	DETAILS	APPROVED ESTIMATES	WARRANTED PROVISION	ACTUAL EXPENDITURE	EXPENDITURE OVER + OR UNDER - APPROVED ESTIMATES	EXPENDITURE OVER + OR UNDER - WARRANTED PROVISION
0200	Ministry of Presidential Affairs, Governance and Public Administration					
0221	Directorate on Intelligence and Security					
01300	Councils, Conferences and Exhibitions					
01422	Seminars and Workshops committee Conferences	200,000	922,330	892,295	692,295	-30,035
Total Parent Account	01300	200,000	922,330	892,295	692,295	-30,035
01700	Grants Subventions and Other Payments					
01967	Workmen's Compensation	1,000,000	1,682,680	1,682,590	682,590	-90
02074	Journal Subscriptions	7,120,000	0	0	-7,120,000	0
02172	Transfer Value - Pension Liability	0	36,100	36,083	36,083	-17
Total Parent Account	01700	8,120,000	1,718,780	1,718,673	-6,401,327	-107
04300	Special Expenditure					
04303	Air Conditioners	100,000	285,800	285,736	185,736	-64
04304	Arms Ammunitions and Civil Defence Equipment	3,000,000	223,100	223,093	-2,776,907	-7
04305	Audio - Visual Aid Equipment	100,000	43,910	43,910	-56,090	0
04309	Camping and Weather Protection Equipment	250,000	112,150	112,124	-137,876	-26
04312	Field Instruments	10,000	0	0	-10,000	0
04313	Fire Fighting Equipment (Special Expenditure)	50,000	0	0	-50,000	0
04314	Furniture and Equipment	90,000	721,970	701,473	611,473	-20,497
04317	Household and Domestic Equip	500,000	230,100	224,211	-275,789	-5,889
04327	Recording and Broadcasting Equip.(Special Expenditure)	100,000	0	0	-100,000	0
04333	Vehicles (Special Expenditure)	0	746,640	746,632	746,632	-8
04349	Computer Replacement	1,150,060	66,502	66,426	-1,083,634	-75
Total Parent Account	04300	5,350,060	2,430,172	2,403,604	-2,946,456	-26,568
0222	Office of the Former President - S.K.I Khama					
00110	Salaries and Allowances					
00111	Basic Salary	948,960	973,960	961,654	12,694	-12,306
00112	Allowances (Salaries and Wages)	35,000	85,000	83,497	48,497	-1,503
00115	Temporary Assistance (Salaries and Allowances)	6,500	106,500	59,683	53,183	-46,817
00124	Leave Travel Concession	8,000	8,000	2,921	-5,079	-5,079
00139	Overtime Allowances	0	650,000	643,400	643,400	-6,600
Total Parent Account	00110	998,460	1,823,460	1,751,155	752,695	-72,305
00200	Travelling and Transport (Internal)					
00201	Transportation Costs (Internal Travel)	50,000	50,000	30,197	-19,803	-19,803
00202	Subsistence Costs (Internal Travel)	70,000	220,000	133,735	63,735	-86,265
00204	Petrol, Oil and Lubricants (Internal Travel)	20,000	20,000	0	-20,000	-20,000
00206	Hire Charges	5,000	5,000	0	-5,000	-5,000
Total Parent Account	00200	145,000	295,000	163,932	18,932	-131,068

**STATEMENT OF RECURRENT EXPENDITURE FOR THE YEAR ENDED 31 MARCH , 2019
AS COMPARED WITH THE ESTIMATES**

(Figures in Pula)

MIN DEPT PARENT A/C CHILD A/C	DETAILS	APPROVED ESTIMATES	WARRANTED PROVISION	ACTUAL EXPENDITURE	EXPENDITURE OVER + OR UNDER - APPROVED ESTIMATES	EXPENDITURE OVER + OR UNDER - WARRANTED PROVISION
0200	Ministry of Presidential Affairs, Governance and Public Administration					
0222	Office of the Former President - S.K.I Khama					
00300	Travelling and Transport (External)					
00301	Transportation Costs (External Travel)	930,000	820,000	558,589	-371,411	-261,411
00302	Subsistence Costs (External Travel)	800,000	380,000	308,259	-491,741	-71,741
Total Parent Account	00300	1,730,000	1,200,000	866,848	-863,152	-333,152
00400	General Expenses and Supplies					
00405	Domestic and Household Requisites	100,000	10,000	0	-100,000	-10,000
00409	Incidental Expenses (General Expenses)	175,000	5,000	0	-175,000	-5,000
00414	Office Supplies (General Expenses and Supplies)	100,000	50,000	0	-100,000	-50,000
00417	Postal Charges (General Expenses and Supplies)	250,000	305,000	238,506	-11,494	-66,494
00422	Service Charges	380,000	280,000	239,279	-140,721	-40,721
00423	Uniforms and Protective Clothing	50,000	0	0	-50,000	0
Total Parent Account	00400	1,055,000	650,000	477,785	-577,215	-172,215
00700	Maintenance and Running (Equipment)					
00712	Office Equipment (Maintenance and Running Equip.)	7,580	7,580	0	-7,580	-7,580
00718	Vehicles and Plant Maintenance	100,750	40,750	0	-100,750	-40,750
00724	Computer Systems Consumables	5,000	5,000	0	-5,000	-5,000
Total Parent Account	00700	113,330	53,330	0	-113,330	-53,330
00800	Maintenance and Running Expenses (Other)					
00806	Grounds (Maint and Running Exp - Other)	150,000	10,000	2,101	-147,899	-7,899
Total Parent Account	00800	150,000	10,000	2,101	-147,899	-7,899
04300	Special Expenditure					
04314	Furniture and Equipment	50,000	0	0	-50,000	0
04317	Household and Domestic Equip	100,000	0	0	-100,000	0
Total Parent Account	04300	150,000	0	0	-150,000	0
0201	State House	10,582,290	11,188,140	10,945,684	363,394	-242,456
0202	Office of the President	366,575,320	369,700,880	362,232,471	-4,342,849	-7,468,408
0203	Directorate of Public Service Management	107,271,430	107,271,430	104,255,266	-3,016,164	-3,016,164
0213	Office of the Former President - F.G. Mogae	3,623,480	3,623,480	3,247,227	-376,253	-376,253
0215	Department of Information Services	72,879,770	66,878,870	64,383,370	-8,496,400	-2,495,500
0216	Department of Broadcasting Services	216,530,280	214,678,280	211,374,145	-5,156,135	-3,304,135
0217	Department of Government Printing and Publishing Services	77,558,740	82,058,740	80,713,903	3,155,163	-1,344,837

**STATEMENT OF RECURRENT EXPENDITURE FOR THE YEAR ENDED 31 MARCH , 2019
AS COMPARED WITH THE ESTIMATES**

(Figures in Pula)

MIN DEPT PARENT A/C CHILD A/C	DETAILS	APPROVED ESTIMATES	WARRANTED PROVISION	ACTUAL EXPENDITURE	EXPENDITURE OVER + OR UNDER - APPROVED ESTIMATES	EXPENDITURE OVER + OR UNDER - WARRANTED PROVISION
0200	Ministry of Presidential Affairs, Governance and Public Administration					
0219	National Strategy Office	19,501,750	27,453,140	26,747,204	7,245,454	-705,936
0220	Directorate on Corruption and Economic Crime	113,086,020	111,586,020	108,138,122	-4,947,898	-3,447,898
0221	Directorate on Intelligence and Security	410,921,690	404,401,790	397,206,141	-13,715,549	-7,195,649
0222	Office of the Former President - S.K.I Khama	4,341,790	4,031,790	3,261,821	-1,079,969	-769,969
TOTAL	Ministry of Presidential Affairs, Governance and Public Administration	1,402,872,560	1,402,872,560	1,372,505,355	-30,367,205	-30,367,205

**STATEMENT OF RECURRENT EXPENDITURE FOR THE YEAR ENDED 31 MARCH , 2019
AS COMPARED WITH THE ESTIMATES**

(Figures in Pula)

MIN DEPT PARENT A/C CHILD A/C	DETAILS	APPROVED ESTIMATES	WARRANTED PROVISION	ACTUAL EXPENDITURE	EXPENDITURE OVER + OR UNDER - APPROVED ESTIMATES	EXPENDITURE OVER + OR UNDER - WARRANTED PROVISION
0300	Ministry of Finance and Economic Development					
0301	Headquarters (MFED)					
00110	Salaries and Allowances					
00111	Basic Salary	123,583,980	111,952,431	109,470,356	-14,113,624	-2,482,075
00112	Allowances (Salaries and Wages)	19,167,620	28,467,620	27,856,163	8,688,543	-611,457
00114	Casual Labour (Salaries and Allowances)	1,000	3,600	1,654	654	-1,946
00115	Temporary Assistance (Salaries and Allowances)	1,300,000	1,299,400	1,096,439	-203,561	-202,961
00124	Leave Travel Concession	268,000	308,000	298,180	30,180	-9,820
00125	Leave Encashment	80,000	110,500	107,155	27,155	-3,345
00139	Overtime Allowances	0	1,818,660	1,623,942	1,623,942	-194,718
	Total Parent Account 00110	144,400,600	143,960,211	140,453,890	-3,946,710	-3,506,321
00160	Pensions, Gratuities and Compensations					
00164	Gratuities - Contract Officers	1,300,000	3,630,688	3,630,688	2,330,688	0
	Total Parent Account 00160	1,300,000	3,630,688	3,630,688	2,330,688	0
00200	Travelling and Transport (Internal)					
00201	Transportation Costs (Internal Travel)	763,990	321,372	318,385	-445,606	-2,987
00202	Subsistence Costs (Internal Travel)	1,765,000	3,059,470	2,639,140	874,140	-420,329
00204	Petrol, Oil and Lubricants (Internal Travel)	500,000	1,425,634	256,234	-243,766	-1,169,401
00206	Hire Charges	300,000	0	0	-300,000	0
00207	Accidents Charges	40,000	0	0	-40,000	0
00208	Driver Charges	50,000	0	0	-50,000	0
	Total Parent Account 00200	3,418,990	4,806,475	3,213,758	-205,232	-1,592,717
00300	Travelling and Transport (External)					
00301	Transportation Costs (External Travel)	3,265,000	3,215,883	3,173,928	-91,072	-41,955
00302	Subsistence Costs (External Travel)	3,465,000	3,231,755	2,789,426	-675,574	-442,329
00303	Appointment and Termination Fares	71,270	0	0	-71,270	0
	Total Parent Account 00300	6,801,270	6,447,638	5,963,354	-837,916	-484,284
00400	General Expenses and Supplies					
00401	Advertising and Publicity	765,000	828,359	767,707	2,707	-60,652
00405	Domestic and Household Requisites	765,000	518,167	422,628	-342,372	-95,539
00409	Incidental Expenses (General Expenses)	465,000	1,291,843	1,258,657	793,657	-33,185
00411	Losses and Write-offs	1,765,000	561,832	422,221	-1,342,779	-139,611
00414	Office Supplies (General Expenses and Supplies)	2,265,000	2,562,579	2,457,287	192,287	-105,292
00417	Postal Charges (General Expenses and Supplies)	3,839,950	4,205,551	4,193,048	353,098	-12,503
00421	Recruitment Expenses	1,000,000	860,452	706,592	-293,408	-153,860
00422	Service Charges	6,175,680	4,893,343	4,607,008	-1,568,672	-286,335
00423	Uniforms and Protective Clothing	106,900	117,162	106,707	-193	-10,455
00432	Printing Charges	531,010	459,883	454,955	-76,055	-4,928
	Total Parent Account 00400	17,678,540	16,299,171	15,396,810	-2,281,730	-902,361

**STATEMENT OF RECURRENT EXPENDITURE FOR THE YEAR ENDED 31 MARCH , 2019
AS COMPARED WITH THE ESTIMATES**

(Figures in Pula)

MIN DEPT PARENT A/C CHILD A/C	DETAILS	APPROVED ESTIMATES	WARRANTED PROVISION	ACTUAL EXPENDITURE	EXPENDITURE OVER + OR UNDER - APPROVED ESTIMATES	EXPENDITURE OVER + OR UNDER - WARRANTED PROVISION
0300	Ministry of Finance and Economic Development					
0301	Headquarters (MFED)					
00500	Departmental Services					
00503	Consultancies (Investigation and Research)	465,000	176,948	176,948	-288,052	0
00541	Stores	50,200	0	0	-50,200	0
00572	Rents:Offices	17,764,820	6,180,027	6,174,155	-11,590,665	-5,871
00621	ICRC Revenue Refunds	765,000	778,297	778,297	13,297	0
Total Parent Account	00500	19,045,020	7,135,272	7,129,400	-11,915,620	-5,871
00700	Maintenance and Running (Equipment)					
00707	Fire Fighting Equipment (Maint. and Running- Equip.)	150,980	0	0	-150,980	0
00712	Office Equipment (Maintenance and Running Equip.)	85,000	22,187	22,187	-62,813	0
00718	Vehicles and Plant Maintenance	600,000	364,910	354,307	-245,693	-10,604
00724	Computer Systems Consumables	1,765,000	736,647	555,722	-1,209,278	-180,925
Total Parent Account	00700	2,600,980	1,123,744	932,216	-1,668,764	-191,529
00800	Maintenance and Running Expenses (Other)					
00803	Buildings (Maint and Running Exp - Other)	17,050,000	11,647,830	11,400,998	-5,649,002	-246,832
00805	Furniture (Maint and Running Exp - Other)	40,000	35,140	28,420	-11,580	-6,720
00806	Grounds (Maint and Running Exp - Other)	700,000	175,532	163,132	-536,868	-12,400
00814	Minor Works (Maint and Running Exp - Other)	800,000	500,198	349,984	-450,016	-150,214
Total Parent Account	00800	18,590,000	12,358,700	11,942,534	-6,647,466	-416,166
01100	Government Hospitality					
01101	Official Receptions	1,745,000	948,965	861,717	-883,283	-87,248
Total Parent Account	01100	1,745,000	948,965	861,717	-883,283	-87,248
01200	Training					
01201	Allowances (Training)	15,432,580	14,716,700	14,424,665	-1,007,915	-292,035
01202	Courses (Training)	16,790,240	18,443,140	16,204,435	-585,805	-2,238,706
01217	Performance Management System	2,920,850	2,192,855	2,178,086	-742,764	-14,769
Total Parent Account	01200	35,143,670	35,352,695	32,807,186	-2,336,484	-2,545,509
01300	Councils, Conferences and Exhibitions					
01311	Board of Adjudicators (Councils, Conferences and Exh.)	235,000	407,092	407,092	172,092	0
01343	Health Standing Committees	3,000,000	873,192	864,715	-2,135,285	-8,477
01371	Nat. Employ. Manpower and Incomes Council (NEMIC)	70,000	0	0	-70,000	0
01385	National Council on Population and Development	249,230	159,007	159,007	-90,223	0
01414	SADC Conferences	3,553,850	291,803	270,038	-3,283,812	-21,766
01422	Seminars and Workshops committee Conferences	2,310,830	2,606,473	2,362,592	51,762	-243,880

**STATEMENT OF RECURRENT EXPENDITURE FOR THE YEAR ENDED 31 MARCH , 2019
AS COMPARED WITH THE ESTIMATES**

(Figures in Pula)

MIN DEPT PARENT A/C CHILD A/C	DETAILS	APPROVED ESTIMATES	WARRANTED PROVISION	ACTUAL EXPENDITURE	EXPENDITURE OVER + OR UNDER - APPROVED ESTIMATES	EXPENDITURE OVER + OR UNDER - WARRANTED PROVISION
0300	Ministry of Finance and Economic Development					
0301	Headquarters (MFED)					
01300	Councils, Conferences and Exhibitions					
01438	Trade Fairs Agricultural Shows and Exhibitions	659,000	550,417	521,411	-137,589	-29,006
01484	SACU Conferences	6,588,800	5,008,260	4,794,172	-1,794,628	-214,088
	Total Parent Account 01300	16,666,710	9,896,244	9,379,027	-7,287,683	-517,217
01700	Grants Subventions and Other Payments					
01713	Agricultural Credit Guarantee Scheme	0	21,594,440	21,594,440	21,594,440	0
01729	BIDPA Technical Assistance Programme	4,623,570	0	0	-4,623,570	0
01743	Botswana Institute of Accountants	8,783,140	8,720,140	7,783,143	-999,997	-936,997
01777	Conwealth Fund for Technical Co-operation (CFTC)	3,920,410	5,151,018	4,675,933	755,523	-475,085
01794	Contribution to Comnwlth Partshp for Tech Man End Fund	365,000	1,015,926	1,015,286	650,286	-640
01869	National Development Bank - Interest Subsidy	500,000	0	0	-500,000	0
01918	SADC Secretariat	27,368,550	24,977,942	24,977,942	-2,390,608	0
01955	UNDP Technical Assistance Programme	25,145,157	36,493,164	36,493,164	11,348,007	0
01959	United Nations Population Fund - General	520,000	0	0	-520,000	0
01967	Workmen's Compensation	200,000	58,123	58,123	-141,878	0
02005	Public Procurement and Asset Disposal Board	70,982,300	70,982,300	70,982,300	0	0
02015	BIDPA	21,500,000	16,125,000	16,125,000	-5,375,000	0
02017	Listing of Bonds	11,313,750	21,091,250	21,091,250	9,777,500	0
02036	Eastern and Southern African Anti-Money Laundering Group	1,000,000	900,000	841,752	-158,248	-58,248
02037	United Nations Population Fund (UNPFA)	995,730	954,883	897,521	-98,209	-57,362
02058	Non-Financial Institutions Regulatory Authority	16,807,910	21,143,397	20,764,910	3,957,000	-378,487
02073	Botswana Accounting Oversight Board	13,245,280	14,081,320	14,081,320	836,040	0
02078	Botswana Stock Exchange	5,146,375	2,618,188	2,618,188	-2,528,187	0
02115	Statistics Botswana	96,808,480	111,318,394	111,308,480	14,500,000	-9,914
02120	Organisation for Economic Co-operation and Development (OECD)	371,000	242,788	242,788	-128,212	0
02167	NBFIRA Tribunal	1,500,000	0	0	-1,500,000	0
	Total Parent Account 01700	311,096,652	357,468,273	355,551,539	44,454,887	-1,916,733
04300	Special Expenditure					
04314	Furniture and Equipment	1,939,200	1,291,859	1,055,795	-883,405	-236,064
04315	Furniture For Govt Quarters	236,488	71,063	18,914	-217,574	-52,149
04317	Household and Domestic Equip	100,000	188,104	188,104	88,104	0
04321	Office Equipment (Special Expenditure)	200,000	49,541	45,285	-154,715	-4,256
04333	Vehicles (Special	10,125,940	7,115,941	7,115,941	-3,009,999	0

**STATEMENT OF RECURRENT EXPENDITURE FOR THE YEAR ENDED 31 MARCH , 2019
AS COMPARED WITH THE ESTIMATES**

(Figures in Pula)

MIN DEPT PARENT A/C CHILD A/C	DETAILS	APPROVED ESTIMATES	WARRANTED PROVISION	ACTUAL EXPENDITURE	EXPENDITURE OVER + OR UNDER - APPROVED ESTIMATES	EXPENDITURE OVER + OR UNDER - WARRANTED PROVISION
0300	Ministry of Finance and Economic Development					
0301	Headquarters (MFED)					
04300	Special Expenditure Expenditure)					
04349	Computer Replacement	790,000	310,038	64,333	-725,667	-245,705
04382	PFM Reforms	7,500,000	2,954,767	2,091,212	-5,408,788	-863,556
Total Parent Account	04300	20,891,628	11,981,314	10,579,583	-10,312,045	-1,401,730
0302	Office of the Accountant General					
00110	Salaries and Allowances					
00111	Basic Salary	169,308,940	154,655,629	152,192,288	-17,116,652	-2,463,341
00112	Allowances (Salaries and Wages)	36,249,750	49,663,061	48,535,651	12,285,901	-1,127,410
00114	Casual Labour (Salaries and Allowances)	145,000	137,336	121,298	-23,702	-16,038
00115	Temporary Assistance (Salaries and Allowances)	1,620,110	1,703,534	1,703,534	83,424	0
00116	Education Allowances	120,000	109,120	109,120	-10,880	0
00124	Leave Travel Concession	770,430	603,738	603,738	-166,692	0
00139	Overtime Allowances	0	1,050,000	963,421	963,421	-86,579
Total Parent Account	00110	208,214,230	207,922,418	204,229,049	-3,985,181	-3,693,369
00200	Travelling and Transport (Internal)					
00201	Transportation Costs (Internal Travel)	500,000	370,733	319,378	-180,622	-51,355
00202	Subsistence Costs (Internal Travel)	1,827,990	2,822,560	2,640,367	812,377	-182,193
00203	Freight (Internal Travel)	1,000	0	0	-1,000	0
00204	Petrol, Oil and Lubricants (Internal Travel)	1,100,000	1,691,386	1,691,386	591,386	0
00206	Hire Charges	25,000	0	0	-25,000	0
00207	Accidents Charges	5,000	0	0	-5,000	0
00208	Driver Charges	2,500	0	0	-2,500	0
Total Parent Account	00200	3,461,490	4,884,679	4,651,131	1,189,641	-233,548
00300	Travelling and Transport (External)					
00301	Transportation Costs (External Travel)	190,000	231,410	208,533	18,533	-22,877
00302	Subsistence Costs (External Travel)	240,000	260,957	240,576	576	-20,381
Total Parent Account	00300	430,000	492,367	449,109	19,109	-43,258
00400	General Expenses and Supplies					
00401	Advertising and Publicity	180,000	219,394	219,394	39,394	0
00405	Domestic and Household Requisites	480,000	1,032,943	1,018,854	538,854	-14,089
00409	Incidental Expenses (General Expenses)	550,000	1,124,663	1,091,158	541,158	-33,505
00411	Losses and Write-offs	405,200	2,054,098	2,053,898	1,648,698	-200
00414	Office Supplies (General Expenses and Supplies)	1,500,000	2,365,247	2,166,942	666,942	-198,306
00417	Postal Charges (General Expenses and Supplies)	1,500,000	3,987,182	3,987,182	2,487,182	0
00422	Service Charges	9,426,700	14,186,705	13,927,233	4,500,533	-259,472
00423	Uniforms and Protective Clothing	600,000	594,365	578,469	-21,531	-15,896
00426	Procurement of Samples	10	0	0	-10	0

**STATEMENT OF RECURRENT EXPENDITURE FOR THE YEAR ENDED 31 MARCH , 2019
AS COMPARED WITH THE ESTIMATES**

(Figures in Pula)

MIN DEPT PARENT A/C CHILD A/C	DETAILS	APPROVED ESTIMATES	WARRANTED PROVISION	ACTUAL EXPENDITURE	EXPENDITURE OVER + OR UNDER - APPROVED ESTIMATES	EXPENDITURE OVER + OR UNDER - WARRANTED PROVISION
0300	Ministry of Finance and Economic Development					
0302	Office of the Accountant General					
00400	General Expenses and Supplies					
00431	Staff Transfers/Leave (General Expenses)	550,000	1,000,679	884,592	334,592	-116,087
00432	Printing Charges	800,000	1,334,765	1,227,536	427,536	-107,229
Total Parent Account	00400	15,991,910	27,900,041	27,155,258	11,163,348	-744,783
00500	Departmental Services					
00512	Disease and Pest Control	130,000	114,395	114,395	-15,605	0
00513	Interest & Exchange (Departmental Services)	75,736,060	83,389,815	83,201,270	7,465,210	-188,545
00541	Stores	4,000	171	171	-3,829	0
00564	Crime Prevention Campaign	200,000	791,594	777,061	577,061	-14,533
00575	Document Management Expense	800,000	1,300,000	1,231,233	431,233	-68,767
Total Parent Account	00500	76,870,060	85,595,975	85,324,130	8,454,070	-271,845
00700	Maintenance and Running (Equipment)					
00707	Fire Fighting Equipment (Maint. and Running- Equip.)	200,000	200,000	144,977	-55,023	-55,023
00712	Office Equipment (Maintenance and Running Equip.)	350,000	350,000	258,566	-91,434	-91,434
00715	Safes	10,000	0	0	-10,000	0
00716	Static Plant	10	0	0	-10	0
00717	Sub-Contracted Repairs	700,000	456,015	451,291	-248,709	-4,724
00718	Vehicles and Plant Maintenance	750,000	425,133	413,019	-336,981	-12,114
00724	Computer Systems Consumables	3,000,000	4,805,424	4,475,982	1,475,982	-329,443
Total Parent Account	00700	5,010,010	6,236,572	5,743,835	733,825	-492,738
00800	Maintenance and Running Expenses (Other)					
00805	Furniture (Maint and Running Exp - Other)	185,500	21,280	21,280	-164,220	0
00806	Grounds (Maint and Running Exp - Other)	50,000	34,500	17,349	-32,651	-17,151
00814	Minor Works (Maint and Running Exp - Other)	8,998,400	4,438,002	3,547,084	-5,451,316	-890,918
Total Parent Account	00800	9,233,900	4,493,782	3,585,713	-5,648,187	-908,069
01200	Training					
01217	Performance Management System	500,000	1,435,000	1,380,704	880,704	-54,296
Total Parent Account	01200	500,000	1,435,000	1,380,704	880,704	-54,296
01300	Councils, Conferences and Exhibitions					
01343	Health Standing Committees	0	1,610,025	1,554,067	1,554,067	-55,958
01422	Seminars and Workshops committee Conferences	900,000	787,024	758,340	-141,660	-28,684
Total Parent Account	01300	900,000	2,397,049	2,312,408	1,412,408	-84,641
01700	Grants Subventions and Other Payments					
01811	Fed. of Accountants of Southern Africa - SADC	350,000	320,573	319,140	-30,860	-1,433
Total Parent Account	01700	350,000	320,573	319,140	-30,860	-1,433

**STATEMENT OF RECURRENT EXPENDITURE FOR THE YEAR ENDED 31 MARCH , 2019
AS COMPARED WITH THE ESTIMATES**

(Figures in Pula)

MIN DEPT PARENT A/C CHILD A/C	DETAILS	APPROVED ESTIMATES	WARRANTED PROVISION	ACTUAL EXPENDITURE	EXPENDITURE OVER + OR UNDER - APPROVED ESTIMATES	EXPENDITURE OVER + OR UNDER - WARRANTED PROVISION
0300	Ministry of Finance and Economic Development					
0302	Office of the Accountant General					
04200	Refunds of Revenue					
04202	Refunds of Overcollections	1,000,000	492,414	477,908	-522,092	-14,506
04203	Stale Cheques	200,000	5,998	5,998	-194,003	0
	Total Parent Account 04200	1,200,000	498,412	483,906	-716,094	-14,506
04300	Special Expenditure					
04303	Air Conditioners	150,000	12,800	12,800	-137,200	0
04309	Camping and Weather Protection Equipment	40,000	850	850	-39,150	0
04313	Fire Fighting Equipment (Special Expenditure)	10,000	0	0	-10,000	0
04314	Furniture and Equipment	990,560	777,598	725,317	-265,243	-52,281
04317	Household and Domestic Equip	46,800	205,028	195,082	148,282	-9,946
04321	Office Equipment (Special Expenditure)	228,000	199,085	199,085	-28,915	0
04349	Computer Replacement	565,000	528,362	458,985	-106,015	-69,377
04369	Misallocation Previous Years (Accountant General - only)	90,000	90,000	87,263	-2,737	-2,737
	Total Parent Account 04300	2,120,360	1,813,723	1,679,383	-440,977	-134,341
0308	Financial Intelligence Agency					
00110	Salaries and Allowances					
00111	Basic Salary	13,643,620	9,643,620	9,206,986	-4,436,634	-436,634
00112	Allowances (Salaries and Wages)	4,963,430	4,403,430	4,288,627	-674,803	-114,803
00124	Leave Travel Concession	30,000	30,000	14,117	-15,883	-15,883
00139	Overtime Allowances	0	50,000	33,598	33,598	-16,402
	Total Parent Account 00110	18,637,050	14,127,050	13,543,327	-5,093,723	-583,723
00200	Travelling and Transport (Internal)					
00201	Transportation Costs (Internal Travel)	75,000	52,432	42,185	-32,815	-10,247
00202	Subsistence Costs (Internal Travel)	200,000	135,975	91,072	-108,928	-44,903
00204	Petrol, Oil and Lubricants (Internal Travel)	30,000	30,000	17,009	-12,991	-12,991
00206	Hire Charges	10,000	10,000	0	-10,000	-10,000
00207	Accidents Charges	25,000	25,000	0	-25,000	-25,000
	Total Parent Account 00200	340,000	253,407	150,267	-189,733	-103,140
00300	Travelling and Transport (External)					
00301	Transportation Costs (External Travel)	1,362,170	880,170	757,338	-604,832	-122,832
00302	Subsistence Costs (External Travel)	1,121,940	896,940	516,998	-604,942	-379,942
	Total Parent Account 00300	2,484,110	1,777,110	1,274,336	-1,209,774	-502,774
00400	General Expenses and Supplies					
00401	Advertising and Publicity	100,000	140,000	45,453	-54,547	-94,547
00405	Domestic and Household Requisites	100,000	100,000	8,393	-91,607	-91,607
00409	Incidental Expenses (General Expenses)	60,000	60,000	57,384	-2,616	-2,616
00414	Office Supplies (General)	300,000	450,000	409,208	109,208	-40,792

**STATEMENT OF RECURRENT EXPENDITURE FOR THE YEAR ENDED 31 MARCH , 2019
AS COMPARED WITH THE ESTIMATES**

(Figures in Pula)

MIN DEPT PARENT A/C CHILD A/C	DETAILS	APPROVED ESTIMATES	WARRANTED PROVISION	ACTUAL EXPENDITURE	EXPENDITURE OVER + OR UNDER - APPROVED ESTIMATES	EXPENDITURE OVER + OR UNDER - WARRANTED PROVISION
0300	Ministry of Finance and Economic Development					
0308	Financial Intelligence Agency					
00400	General Expenses and Supplies					
	Expenses and Supplies)					
00417	Postal Charges (General Expenses and Supplies)	100,000	150,000	128,028	28,028	-21,972
00422	Service Charges	100,000	150,000	50,199	-49,801	-99,801
00423	Uniforms and Protective Clothing	24,950	24,950	11,569	-13,381	-13,381
00432	Printing Charges	338,680	6,270	6,270	-332,410	0
Total Parent Account	00400	1,123,630	1,081,220	716,504	-407,126	-364,716
00500	Departmental Services					
00503	Consultancies (Investigation and Research)	1,209,190	0	0	-1,209,190	0
Total Parent Account	00500	1,209,190	0	0	-1,209,190	0
00700	Maintenance and Running (Equipment)					
00712	Office Equipment (Maintenance and Running Equip.)	50,000	13,771	11,139	-38,861	-2,632
00724	Computer Systems Consumables	1,977,870	1,262,014	1,175,283	-802,587	-86,731
Total Parent Account	00700	2,027,870	1,275,785	1,186,422	-841,448	-89,363
00800	Maintenance and Running Expenses (Other)					
00814	Minor Works (Maint and Running Exp - Other)	1,000,000	67,546	58,861	-941,139	-8,686
Total Parent Account	00800	1,000,000	67,546	58,861	-941,139	-8,686
01200	Training					
01201	Allowances (Training)	1,000,000	105,428	101,224	-898,776	-4,204
01202	Courses (Training)	800,360	97,741	90,634	-709,726	-7,107
Total Parent Account	01200	1,800,360	203,169	191,858	-1,608,502	-11,311
01300	Councils, Conferences and Exhibitions					
01422	Seminars and Workshops committee Conferences	400,000	524,413	393,195	-6,805	-131,218
01438	Trade Fairs Agricultural Shows and Exhibitions	50,000	0	0	-50,000	0
Total Parent Account	01300	450,000	524,413	393,195	-56,805	-131,218
04300	Special Expenditure					
04314	Furniture and Equipment	532,020	203,310	108,134	-423,886	-95,176
04317	Household and Domestic Equip	40,170	12,374	12,374	-27,796	0
04321	Office Equipment (Special Expenditure)	40,000	24,486	24,486	-15,514	0
04347	Communication	20,000	0	0	-20,000	0
04349	Equipment Replacement Computer Replacement	400,000	410,000	363,877	-36,123	-46,123
Total Parent Account	04300	1,032,190	650,170	508,871	-523,319	-141,299
0301	Headquarters (MFED)	599,379,060	611,409,389	597,841,702	-1,537,358	-13,567,687
0302	Office of the Accountant General	324,281,960	343,990,591	337,313,765	13,031,805	-6,676,826

**STATEMENT OF RECURRENT EXPENDITURE FOR THE YEAR ENDED 31 MARCH , 2019
AS COMPARED WITH THE ESTIMATES**

(Figures in Pula)

MIN DEPT PARENT A/C CHILD A/C	DETAILS	APPROVED ESTIMATES	WARRANTED PROVISION	ACTUAL EXPENDITURE	EXPENDITURE OVER + OR UNDER - APPROVED ESTIMATES	EXPENDITURE OVER + OR UNDER - WARRANTED PROVISION
0300	Ministry of Finance and Economic Development					
0308	Financial Intelligence Agency	30,104,400	19,959,870	18,023,641	-12,080,759	-1,936,229
TOTAL	Ministry of Finance and Economic Development	953,765,420	975,359,850	953,179,108	-586,312	-22,180,742

**STATEMENT OF RECURRENT EXPENDITURE FOR THE YEAR ENDED 31 MARCH , 2019
AS COMPARED WITH THE ESTIMATES**

(Figures in Pula)

MIN DEPT PARENT A/C CHILD A/C	DETAILS	APPROVED ESTIMATES	WARRANTED PROVISION	ACTUAL EXPENDITURE	EXPENDITURE OVER + OR UNDER - APPROVED ESTIMATES	EXPENDITURE OVER + OR UNDER - WARRANTED PROVISION
0400	Ministry of Nationality, Immigration and Gender Affairs					
0401	Headquarters (MNIG)					
00110	Salaries and Allowances					
00111	Basic Salary	14,033,320	13,477,320	13,156,168	-877,152	-321,152
00112	Allowances (Salaries and Wages)	1,361,520	1,461,520	1,361,791	271	-99,729
00114	Casual Labour (Salaries and Allowances)	20,000	29,500	28,532	8,532	-968
00115	Temporary Assistance (Salaries and Allowances)	161,000	241,000	206,261	45,261	-34,739
00121	Public Officers Medical Aid	0	19,000	18,329	18,329	-672
00124	Leave Travel Concession	46,540	46,540	37,663	-8,877	-8,877
00132	Minister's Maids/Gardener's refunds	10,720	40,720	37,008	26,288	-3,712
00139	Overtime Allowances	0	175,000	163,080	163,080	-11,920
	Total Parent Account 00110	15,633,100	15,490,600	15,008,832	-624,268	-481,768
00160	Pensions, Gratuities and Compensations					
00164	Gratuities - Contract Officers	0	960,000	950,902	950,902	-9,098
	Total Parent Account 00160	0	960,000	950,902	950,902	-9,098
00200	Travelling and Transport (Internal)					
00201	Transportation Costs (Internal Travel)	65,910	240,910	195,528	129,618	-45,382
00202	Subsistence Costs (Internal Travel)	351,100	976,100	851,403	500,303	-124,697
00204	Petrol, Oil and Lubricants (Internal Travel)	147,000	547,000	89,036	-57,964	-457,964
00206	Hire Charges	19,980	69,980	18,200	-1,780	-51,780
00207	Accidents Charges	4,200	4,200	0	-4,200	-4,200
00208	Driver Charges	5,600	5,600	0	-5,600	-5,600
	Total Parent Account 00200	593,790	1,843,790	1,154,168	560,378	-689,622
00300	Travelling and Transport (External)					
00301	Transportation Costs (External Travel)	200,000	1,027,000	891,730	691,730	-135,270
00302	Subsistence Costs (External Travel)	250,000	874,000	716,256	466,256	-157,744
	Total Parent Account 00300	450,000	1,901,000	1,607,986	1,157,986	-293,014
00400	General Expenses and Supplies					
00401	Advertising and Publicity	200,000	1,475,000	1,445,327	1,245,327	-29,673
00405	Domestic and Household Requisites	150,000	307,000	259,107	109,107	-47,893
00409	Incidental Expenses (General Expenses)	200,000	270,000	264,363	64,363	-5,637
00414	Office Supplies (General Expenses and Supplies)	164,030	734,030	633,026	468,996	-101,004
00417	Postal Charges (General Expenses and Supplies)	760,600	1,760,600	1,741,992	981,392	-18,608
00421	Recruitment Expenses	51,490	101,490	92,316	40,826	-9,174
00422	Service Charges	1,859,910	4,359,910	4,279,921	2,420,011	-79,989
00423	Uniforms and Protective Clothing	15,000	208,000	156,354	141,354	-51,646
00432	Printing Charges	42,000	52,000	22,448	-19,552	-29,552
	Total Parent Account 00400	3,443,030	9,268,030	8,894,854	5,451,824	-373,176

**STATEMENT OF RECURRENT EXPENDITURE FOR THE YEAR ENDED 31 MARCH , 2019
AS COMPARED WITH THE ESTIMATES**

(Figures in Pula)

MIN DEPT PARENT A/C CHILD A/C	DETAILS	APPROVED ESTIMATES	WARRANTED PROVISION	ACTUAL EXPENDITURE	EXPENDITURE OVER + OR UNDER - APPROVED ESTIMATES	EXPENDITURE OVER + OR UNDER - WARRANTED PROVISION
0400	Ministry of Nationality, Immigration and Gender Affairs					
0401	Headquarters (MNIG)					
00500	Departmental Services					
00572	Rents:Offices	8,512,290	10,556,790	10,547,619	2,035,329	-9,171
Total Parent Account	00500	8,512,290	10,556,790	10,547,619	2,035,329	-9,171
00700	Maintenance and Running (Equipment)					
00707	Fire Fighting Equipment (Maint. and Running- Equip.)	18,090	18,090	0	-18,090	-18,090
00712	Office Equipment (Maintenance and Running Equip.)	21,760	51,960	50,646	28,886	-1,314
00717	Sub-Contracted Repairs	1,007,210	2,107,210	1,858,761	851,551	-248,449
00718	Vehicles and Plant Maintenance	533,970	1,333,970	1,151,027	617,057	-182,943
Total Parent Account	00700	1,581,030	3,511,230	3,060,434	1,479,404	-450,796
00800	Maintenance and Running Expenses (Other)					
00803	Buildings (Maint and Running Exp - Other)	6,150,000	5,096,850	4,831,077	-1,318,923	-265,773
00805	Furniture (Maint and Running Exp - Other)	1,920	1,920	0	-1,920	-1,920
00806	Grounds (Maint and Running Exp - Other)	11,560	11,560	6,200	-5,360	-5,360
00814	Minor Works (Maint and Running Exp - Other)	100,850	100,850	82,742	-18,108	-18,108
Total Parent Account	00800	6,264,330	5,211,180	4,920,020	-1,344,311	-291,161
01100	Government Hospitality					
01101	Official Receptions	40,000	80,000	54,318	14,318	-25,682
Total Parent Account	01100	40,000	80,000	54,318	14,318	-25,682
01200	Training					
01201	Allowances (Training)	356,630	358,330	305,587	-51,044	-52,744
01202	Courses (Training)	475,500	475,500	428,855	-46,645	-46,645
01217	Performance Management System	210,000	682,000	605,122	395,122	-76,878
Total Parent Account	01200	1,042,130	1,515,830	1,339,564	297,434	-176,266
01300	Councils, Conferences and Exhibitions					
01422	Seminars and Workshops committee Conferences	105,000	582,300	479,619	374,619	-102,681
01438	Trade Fairs Agricultural Shows and Exhibitions	28,000	88,000	84,291	56,291	-3,710
Total Parent Account	01300	133,000	670,300	563,910	430,910	-106,390
01700	Grants Subventions and Other Payments					
01967	Workmen's Compensation	8,020	28,520	28,292	20,272	-228
02087	International Organisation for Migration	100,000	0	0	-100,000	0
02128	NGO Council	4,821,790	3,651,790	3,647,115	-1,174,675	-4,675
02136	United Nations Women (UN Women)	0	120,000	120,000	120,000	0
Total Parent Account	01700	4,929,810	3,800,310	3,795,407	-1,134,403	-4,903

**STATEMENT OF RECURRENT EXPENDITURE FOR THE YEAR ENDED 31 MARCH , 2019
AS COMPARED WITH THE ESTIMATES**

(Figures in Pula)

MIN DEPT PARENT A/C CHILD A/C	DETAILS	APPROVED ESTIMATES	WARRANTED PROVISION	ACTUAL EXPENDITURE	EXPENDITURE OVER + OR UNDER - APPROVED ESTIMATES	EXPENDITURE OVER + OR UNDER - WARRANTED PROVISION
0400	Ministry of Nationality, Immigration and Gender Affairs					
0401	Headquarters (MNIG)					
04300	Special Expenditure					
04314	Furniture and Equipment	50,000	2,256,491	1,886,066	1,836,066	-370,425
04321	Office Equipment (Special Expenditure)	20,000	0	0	-20,000	0
04333	Vehicles (Special Expenditure)	12,827,510	12,280,010	11,816,902	-1,010,608	-463,108
04349	Computer Replacement	1,525,000	1,175,000	1,088,283	-436,717	-86,717
Total Parent Account	04300	14,422,510	15,711,501	14,791,251	368,741	-920,250
0402	Department of Immigration & Citizenship					
00110	Salaries and Allowances					
00111	Basic Salary	94,673,540	85,171,360	85,067,841	-9,605,699	-103,519
00112	Allowances (Salaries and Wages)	13,231,680	11,894,100	11,522,869	-1,708,811	-371,231
00114	Casual Labour (Salaries and Allowances)	46,000	34,200	29,266	-16,734	-4,934
00115	Temporary Assistance (Salaries and Allowances)	1,106,770	1,504,970	1,431,645	324,875	-73,325
00116	Education Allowances	1,689,360	1,440,703	1,424,276	-265,084	-16,427
00124	Leave Travel Concession	320,000	484,643	477,800	157,800	-6,844
00139	Overtime Allowances	0	26,850,900	23,770,625	23,770,625	-3,080,275
00140	Medical Expenses (Missions)	1,074,920	854,390	765,087	-309,833	-89,303
Total Parent Account	00110	112,142,270	128,235,267	124,489,408	12,347,138	-3,745,858
00200	Travelling and Transport (Internal)					
00201	Transportation Costs (Internal Travel)	400,000	1,201,721	1,135,160	735,160	-66,561
00202	Subsistence Costs (Internal Travel)	1,800,000	2,638,267	2,401,220	601,220	-237,047
00203	Freight (Internal Travel)	27,600	3,136	3,136	-24,464	0
00204	Petrol, Oil and Lubricants (Internal Travel)	4,380,000	2,585,645	2,585,645	-1,794,355	0
00206	Hire Charges	579,290	372,320	372,320	-206,970	0
00207	Accidents Charges	68,000	0	0	-68,000	0
00208	Driver Charges	10,000	0	0	-10,000	0
Total Parent Account	00200	7,264,890	6,801,089	6,497,481	-767,409	-303,608
00300	Travelling and Transport (External)					
00301	Transportation Costs (External Travel)	331,800	343,800	328,933	-2,867	-14,867
00302	Subsistence Costs (External Travel)	316,140	453,140	421,596	105,456	-31,544
Total Parent Account	00300	647,940	796,940	750,528	102,588	-46,412
00400	General Expenses and Supplies					
00401	Advertising and Publicity	27,600	20,944	20,944	-6,656	0
00405	Domestic and Household Requisites	736,000	809,777	727,097	-8,903	-82,680
00409	Incidental Expenses (General Expenses)	36,800	48,471	48,471	11,671	0
00414	Office Supplies (General Expenses and Supplies)	920,000	1,804,479	1,673,965	753,965	-130,514
00416	Property Rents and Rates	3,873,150	3,348,132	3,295,283	-577,867	-52,849
00417	Postal Charges (General Expenses and Supplies)	3,545,040	4,456,187	4,270,278	725,238	-185,909

**STATEMENT OF RECURRENT EXPENDITURE FOR THE YEAR ENDED 31 MARCH , 2019
AS COMPARED WITH THE ESTIMATES**

(Figures in Pula)

MIN DEPT PARENT A/C CHILD A/C	DETAILS	APPROVED ESTIMATES	WARRANTED PROVISION	ACTUAL EXPENDITURE	EXPENDITURE OVER + OR UNDER - APPROVED ESTIMATES	EXPENDITURE OVER + OR UNDER - WARRANTED PROVISION
0400	Ministry of Nationality, Immigration and Gender Affairs					
0402	Department of Immigration & Citizenship					
00400	General Expenses and Supplies					
00422	Service Charges	3,305,520	4,194,305	4,182,652	877,132	-11,653
00423	Uniforms and Protective Clothing	1,200,000	1,116,568	1,105,283	-94,717	-11,286
00431	Staff Transfers/Leave (General Expenses)	598,390	258,756	258,755	-339,635	-1
00432	Printing Charges	500,000	547,537	547,537	47,537	0
Total Parent Account	00400	14,742,500	16,605,155	16,130,264	1,387,764	-474,891
00500	Departmental Services					
00531	Repatriation of Destitutes and Illegals	400,000	464,315	416,277	16,277	-48,038
Total Parent Account	00500	400,000	464,315	416,277	16,277	-48,038
00700	Maintenance and Running (Equipment)					
00707	Fire Fighting Equipment (Maint. and Running- Equip.)	27,600	0	0	-27,600	0
00712	Office Equipment (Maintenance and Running Equip.)	27,000	24,648	24,648	-2,352	0
00724	Computer Systems Consumables	42,575,130	51,653,593	48,245,692	5,670,562	-3,407,901
Total Parent Account	00700	42,629,730	51,678,240	48,270,339	5,640,609	-3,407,901
00800	Maintenance and Running Expenses (Other)					
00805	Furniture (Maint and Running Exp - Other)	36,800	31,079	31,079	-5,721	0
00814	Minor Works (Maint and Running Exp - Other)	138,000	57,613	49,213	-88,787	-8,400
Total Parent Account	00800	174,800	88,692	80,292	-94,508	-8,400
01300	Councils, Conferences and Exhibitions					
01324	Citizenship Committee	200,000	26,520	26,520	-173,480	0
01348	Immigration Selection Board	3,850,000	2,849,127	2,725,131	-1,124,869	-123,996
01422	Seminars and Workshops committee Conferences	200,000	208,644	201,464	1,464	-7,180
01438	Trade Fairs Agricultural Shows and Exhibitions	18,400	0	0	-18,400	0
Total Parent Account	01300	4,268,400	3,084,290	2,953,114	-1,315,286	-131,176
01600	Materials and Requisites for Resale					
01602	Passport and Photographic Materials (Imm. Department)	10,855,560	16,320,022	16,254,192	5,398,632	-65,829
Total Parent Account	01600	10,855,560	16,320,022	16,254,192	5,398,632	-65,829
01700	Grants Subventions and Other Payments					
02087	International Organisation for Migration	0	235,000	231,247	231,247	-3,754
Total Parent Account	01700	0	235,000	231,247	231,247	-3,754
04300	Special Expenditure					
04314	Furniture and Equipment	1,173,430	403,699	402,578	-770,852	-1,121
Total Parent Account	04300	1,173,430	403,699	402,578	-770,852	-1,121

**STATEMENT OF RECURRENT EXPENDITURE FOR THE YEAR ENDED 31 MARCH , 2019
AS COMPARED WITH THE ESTIMATES**

(Figures in Pula)

MIN DEPT PARENT A/C CHILD A/C	DETAILS	APPROVED ESTIMATES	WARRANTED PROVISION	ACTUAL EXPENDITURE	EXPENDITURE OVER + OR UNDER - APPROVED ESTIMATES	EXPENDITURE OVER + OR UNDER - WARRANTED PROVISION
0400	Ministry of Nationality, Immigration and Gender Affairs					
0408	Department of Gender Affairs					
00110	Salaries and Allowances					
00111	Basic Salary	15,748,730	12,983,730	12,822,217	-2,926,513	-161,513
00112	Allowances (Salaries and Wages)	400,000	665,000	589,763	189,763	-75,237
00114	Casual Labour (Salaries and Allowances)	50,000	33,500	21,195	-28,805	-12,305
00115	Temporary Assistance (Salaries and Allowances)	150,200	200,200	182,855	32,655	-17,345
00124	Leave Travel Concession	55,000	67,000	66,795	11,795	-205
00139	Overtime Allowances	0	480,000	450,180	450,180	-29,820
Total Parent Account	00110	16,403,930	14,429,430	14,133,005	-2,270,925	-296,425
00200	Travelling and Transport (Internal)					
00201	Transportation Costs (Internal Travel)	126,000	376,000	164,474	38,474	-211,526
00202	Subsistence Costs (Internal Travel)	460,000	1,810,000	933,982	473,982	-876,018
00204	Petrol, Oil and Lubricants (Internal Travel)	300,000	300,000	265,601	-34,399	-34,399
00206	Hire Charges	300,000	300,000	42,946	-257,054	-257,054
00207	Accidents Charges	8,000	8,000	0	-8,000	-8,000
00208	Driver Charges	150,000	150,000	47,259	-102,741	-102,741
Total Parent Account	00200	1,344,000	2,944,000	1,454,263	110,263	-1,489,737
00300	Travelling and Transport (External)					
00301	Transportation Costs (External Travel)	120,000	120,000	104,671	-15,329	-15,329
00302	Subsistence Costs (External Travel)	150,000	150,000	88,495	-61,505	-61,505
Total Parent Account	00300	270,000	270,000	193,166	-76,834	-76,834
00400	General Expenses and Supplies					
00401	Advertising and Publicity	30,000	30,000	29,125	-875	-875
00405	Domestic and Household Requisites	80,000	180,000	105,526	25,526	-74,474
00409	Incidental Expenses (General Expenses)	30,000	30,000	6,858	-23,142	-23,142
00414	Office Supplies (General Expenses and Supplies)	690,000	525,000	448,845	-241,155	-76,155
00417	Postal Charges (General Expenses and Supplies)	500,000	650,000	638,434	138,434	-11,566
00422	Service Charges	450,000	850,000	719,956	269,956	-130,044
00423	Uniforms and Protective Clothing	30,000	30,000	19,367	-10,633	-10,633
00432	Printing Charges	176,240	176,240	0	-176,240	-176,240
Total Parent Account	00400	1,986,240	2,471,240	1,968,110	-18,130	-503,130
00500	Departmental Services					
00546	Library Books (Departmental Expenses)	10,000	0	0	-10,000	0
Total Parent Account	00500	10,000	0	0	-10,000	0
00700	Maintenance and Running (Equipment)					
00712	Office Equipment (Maintenance and Running Equip.)	30,000	30,000	29,656	-344	-344
Total Parent Account	00700	30,000	30,000	29,656	-344	-344

**STATEMENT OF RECURRENT EXPENDITURE FOR THE YEAR ENDED 31 MARCH , 2019
AS COMPARED WITH THE ESTIMATES**

(Figures in Pula)

MIN DEPT PARENT A/C CHILD A/C	DETAILS	APPROVED ESTIMATES	WARRANTED PROVISION	ACTUAL EXPENDITURE	EXPENDITURE OVER + OR UNDER - APPROVED ESTIMATES	EXPENDITURE OVER + OR UNDER - WARRANTED PROVISION
0400	Ministry of Nationality, Immigration and Gender Affairs					
0408	Department of Gender Affairs					
00800	Maintenance and Running Expenses (Other)					
00814	Minor Works (Maint and Running Exp - Other)	20,000	20,000	12,860	-7,140	-7,140
Total Parent Account	00800	20,000	20,000	12,860	-7,140	-7,140
01300	Councils, Conferences and Exhibitions					
01417	SADC Gender Programme	10,000	10,000	1,103	-8,897	-8,897
01422	Seminars and Workshops committee Conferences	210,760	160,760	124,330	-86,430	-36,430
01438	Trade Fairs Agricultural Shows and Exhibitions	20,000	20,000	18,140	-1,860	-1,860
01457	Annual National Women's Exposition	1,800,000	1,800,000	1,742,746	-57,254	-57,254
01469	International Women's Day	460,000	460,000	274,052	-185,948	-185,948
01471	Activism on Violence Against Women & Children	120,000	120,000	16,475	-103,525	-103,525
01483	National Gender Commission	313,660	313,660	217,244	-96,416	-96,416
Total Parent Account	01300	2,934,420	2,884,420	2,394,091	-540,330	-490,330
01700	Grants Subventions and Other Payments					
01966	Women's Voluntary Organisations	1,230,630	1,430,630	1,139,068	-91,562	-291,562
02022	Gender & Development Training, External	10,000	0	0	-10,000	0
02023	Gender Training Programme	10,000	0	0	-10,000	0
02024	Women's Leadership Course	10,000	10,000	0	-10,000	-10,000
02148	Women's Economic Empowerment Programme	30,000,000	5,225,150	4,302,768	-25,697,232	-922,382
Total Parent Account	01700	31,260,630	6,665,780	5,441,835	-25,818,795	-1,223,945
04300	Special Expenditure					
04314	Furniture and Equipment	591,810	0	0	-591,810	0
04321	Office Equipment (Special Expenditure)	35,000	35,000	19,910	-15,090	-15,090
04349	Computer Replacement	60,000	60,000	36,045	-23,955	-23,955
Total Parent Account	04300	686,810	95,000	55,956	-630,854	-39,044
0411	Department of Civil and National Registration					
00110	Salaries and Allowances					
00111	Basic Salary	42,458,010	37,908,010	37,831,431	-4,626,579	-76,579
00112	Allowances (Salaries and Wages)	2,220,120	2,720,120	2,565,944	345,824	-154,176
00114	Casual Labour (Salaries and Allowances)	34,830	36,830	19,616	-15,214	-17,214
00115	Temporary Assistance (Salaries and Allowances)	1,231,180	1,231,180	931,959	-299,221	-299,221
00118	Training Post Allowances	190,000	9,000	8,736	-181,264	-264
00124	Leave Travel Concession	343,290	253,290	226,605	-116,685	-26,685
00139	Overtime Allowances	0	2,990,000	3,102,294	3,102,294	112,294
Total Parent Account	00110	46,477,430	45,148,430	44,686,585	-1,790,845	-461,845

**STATEMENT OF RECURRENT EXPENDITURE FOR THE YEAR ENDED 31 MARCH , 2019
AS COMPARED WITH THE ESTIMATES**

(Figures in Pula)

MIN DEPT PARENT A/C CHILD A/C	DETAILS	APPROVED ESTIMATES	WARRANTED PROVISION	ACTUAL EXPENDITURE	EXPENDITURE OVER + OR UNDER - APPROVED ESTIMATES	EXPENDITURE OVER + OR UNDER - WARRANTED PROVISION
0400	Ministry of Nationality, Immigration and Gender Affairs					
0411	Department of Civil and National Registration					
00200	Travelling and Transport (Internal)					
00201	Transportation Costs (Internal Travel)	368,000	468,000	392,274	24,274	-75,727
00202	Subsistence Costs (Internal Travel)	1,500,000	2,850,000	2,577,796	1,077,796	-272,204
00203	Freight (Internal Travel)	5,000	5,000	0	-5,000	-5,000
00204	Petrol, Oil and Lubricants (Internal Travel)	1,077,320	627,320	609,176	-468,144	-18,144
00206	Hire Charges	90,570	20,570	15,844	-74,726	-4,726
00207	Accidents Charges	46,910	46,910	0	-46,910	-46,910
00208	Driver Charges	3,000	3,000	0	-3,000	-3,000
Total Parent Account	00200	3,090,800	4,020,800	3,595,090	504,290	-425,710
00300	Travelling and Transport (External)					
00301	Transportation Costs (External Travel)	80,000	80,000	16,049	-63,951	-63,951
00302	Subsistence Costs (External Travel)	80,000	80,000	46,232	-33,768	-33,768
Total Parent Account	00300	160,000	160,000	62,281	-97,719	-97,719
00400	General Expenses and Supplies					
00401	Advertising and Publicity	15,000	15,000	5,667	-9,333	-9,333
00405	Domestic and Household Requisites	90,980	240,980	186,472	95,492	-54,508
00409	Incidental Expenses (General Expenses)	35,950	55,950	42,779	6,829	-13,171
00414	Office Supplies (General Expenses and Supplies)	543,010	1,043,010	910,506	367,496	-132,504
00417	Postal Charges (General Expenses and Supplies)	1,296,000	2,796,000	2,664,538	1,368,538	-131,462
00422	Service Charges	1,504,920	1,204,920	1,170,570	-334,350	-34,350
00432	Printing Charges	8,948,630	6,648,630	5,268,830	-3,679,800	-1,379,800
00447	Advisory & Arbitration Councilor	75,460	275,460	252,573	177,113	-22,887
Total Parent Account	00400	12,509,950	12,279,950	10,501,936	-2,008,014	-1,778,014
00700	Maintenance and Running (Equipment)					
00707	Fire Fighting Equipment (Maint. and Running- Equip.)	460	460	0	-460	-460
00712	Office Equipment (Maintenance and Running Equip.)	30,000	80,000	26,314	-3,686	-53,686
00724	Computer Systems Consumables	2,743,000	4,477,000	4,351,687	1,608,687	-125,313
Total Parent Account	00700	2,773,460	4,557,460	4,378,001	1,604,541	-179,459
00800	Maintenance and Running Expenses (Other)					
00805	Furniture (Maint and Running Exp - Other)	3,090	3,090	1,372	-1,718	-1,718
00814	Minor Works (Maint and Running Exp - Other)	35,000	35,000	34,785	-216	-216
Total Parent Account	00800	38,090	38,090	36,157	-1,934	-1,934
01200	Training					
01217	Performance Management System	35,000	35,000	24,025	-10,975	-10,975
Total Parent Account	01200	35,000	35,000	24,025	-10,975	-10,975

**STATEMENT OF RECURRENT EXPENDITURE FOR THE YEAR ENDED 31 MARCH , 2019
AS COMPARED WITH THE ESTIMATES**

(Figures in Pula)

MIN DEPT PARENT A/C CHILD A/C	DETAILS	APPROVED ESTIMATES	WARRANTED PROVISION	ACTUAL EXPENDITURE	EXPENDITURE OVER + OR UNDER - APPROVED ESTIMATES	EXPENDITURE OVER + OR UNDER - WARRANTED PROVISION
0400	Ministry of Nationality, Immigration and Gender Affairs					
0411	Department of Civil and National Registration					
01300	Councils, Conferences and Exhibitions					
01422	Seminars and Workshops committee Conferences	56,310	132,310	100,944	44,634	-31,366
01438	Trade Fairs Agricultural Shows and Exhibitions	2,590	2,590	0	-2,590	-2,590
Total Parent Account	01300	58,900	134,900	100,944	42,044	-33,956
01600	Materials and Requisites for Resale					
01602	Passport and Photographic Materials (Imm. Department)	2,542,090	2,453,090	2,444,199	-97,891	-8,891
Total Parent Account	01600	2,542,090	2,453,090	2,444,199	-97,891	-8,891
04300	Special Expenditure					
04314	Furniture and Equipment	489,550	238,289	238,231	-251,319	-58
04322	Photographic Equipment (Special Expenditure)	4,000	4,000	0	-4,000	-4,000
04349	Computer Replacement	10,000	10	0	-10,000	-10
Total Parent Account	04300	503,550	242,299	238,231	-265,319	-4,068
0401	Headquarters (MNIG)	57,045,020	70,520,561	66,689,264	9,644,244	-3,831,298
0402	Department of Immigration & Citizenship	194,299,520	224,712,710	216,475,721	22,176,201	-8,236,989
0408	Department of Gender Affairs	54,946,030	29,809,870	25,682,941	-29,263,089	-4,126,929
0411	Department of Civil and National Registration	68,189,270	69,070,019	66,067,449	-2,121,821	-3,002,570
TOTAL	Ministry of Nationality, Immigration and Gender Affairs	374,479,840	394,113,160	374,915,375	435,535	-19,197,785

**STATEMENT OF RECURRENT EXPENDITURE FOR THE YEAR ENDED 31 MARCH , 2019
AS COMPARED WITH THE ESTIMATES**

(Figures in Pula)

MIN DEPT PARENT A/C CHILD A/C	DETAILS	APPROVED ESTIMATES	WARRANTED PROVISION	ACTUAL EXPENDITURE	EXPENDITURE OVER + OR UNDER - APPROVED ESTIMATES	EXPENDITURE OVER + OR UNDER - WARRANTED PROVISION
0500	Ministry of Agricultural Development and Food Security					
0501	Headquarters (MoA)					
00110	Salaries and Allowances					
00111	Basic Salary	54,424,160	45,559,692	45,534,575	-8,889,585	-25,117
00112	Allowances (Salaries and Wages)	2,014,470	3,293,157	3,325,230	1,310,760	32,073
00114	Casual Labour (Salaries and Allowances)	100,000	96,000	28,708	-71,292	-67,292
00115	Temporary Assistance (Salaries and Allowances)	113,910	390,610	386,704	272,794	-3,906
00124	Leave Travel Concession	80,050	156,550	146,315	66,265	-10,235
00132	Minister's Maids/Gardener's refunds	70,000	77,422	77,422	7,422	0
00139	Overtime Allowances	0	813,740	762,476	762,476	-51,264
Total Parent Account	00110	56,802,590	50,387,171	50,261,430	-6,541,160	-125,742
00160	Pensions, Gratuities and Compensations					
00164	Gratuities - Contract Officers	4,397,550	3,185,182	3,185,182	-1,212,368	0
00174	Transfer of Value - Pensions	0	227,059	227,059	227,059	0
Total Parent Account	00160	4,397,550	3,412,242	3,412,242	-985,308	0
00200	Travelling and Transport (Internal)					
00201	Transportation Costs (Internal Travel)	1,118,490	427,490	416,970	-701,520	-10,520
00202	Subsistence Costs (Internal Travel)	3,067,450	3,442,746	2,932,792	-134,658	-509,954
00204	Petrol, Oil and Lubricants (Internal Travel)	3,958,270	2,125,270	2,124,899	-1,833,372	-372
00206	Hire Charges	100,000	86,000	71,397	-28,603	-14,603
00207	Accidents Charges	20,000	0	0	-20,000	0
00208	Driver Charges	20,000	5,000	89	-19,911	-4,911
Total Parent Account	00200	8,284,210	6,086,506	5,546,147	-2,738,063	-540,359
00300	Travelling and Transport (External)					
00301	Transportation Costs (External Travel)	505,150	980,150	975,041	469,891	-5,109
00302	Subsistence Costs (External Travel)	731,840	834,840	753,017	21,177	-81,823
00303	Appointment and Termination Fares	197,990	5,737	5,737	-192,254	0
Total Parent Account	00300	1,434,980	1,820,727	1,733,795	298,815	-86,932
00400	General Expenses and Supplies					
00401	Advertising and Publicity	400,000	160,500	160,425	-239,576	-76
00405	Domestic and Household Requisites	300,000	325,000	300,561	561	-24,439
00409	Incidental Expenses (General Expenses)	250,000	450,000	425,769	175,769	-24,231
00414	Office Supplies (General Expenses and Supplies)	977,530	1,442,530	1,387,944	410,414	-54,586
00417	Postal Charges (General Expenses and Supplies)	2,249,670	4,248,784	4,248,392	1,998,722	-392
00421	Recruitment Expenses	300,000	76,930	76,930	-223,070	0
00422	Service Charges	4,216,690	6,161,493	6,161,141	1,944,451	-352
00423	Uniforms and Protective Clothing	197,380	169,380	151,118	-46,262	-18,262
00432	Printing Charges	382,000	377,000	375,790	-6,210	-1,210
Total Parent Account	00400	9,273,270	13,411,616	13,288,069	4,014,799	-123,548

**STATEMENT OF RECURRENT EXPENDITURE FOR THE YEAR ENDED 31 MARCH , 2019
AS COMPARED WITH THE ESTIMATES**

(Figures in Pula)

MIN DEPT PARENT A/C CHILD A/C	DETAILS	APPROVED ESTIMATES	WARRANTED PROVISION	ACTUAL EXPENDITURE	EXPENDITURE OVER + OR UNDER - APPROVED ESTIMATES	EXPENDITURE OVER + OR UNDER - WARRANTED PROVISION
0500	Ministry of Agricultural Development and Food Security					
0501	Headquarters (MoA)					
00500	Departmental Services					
00518	Fire Fighting Services	15,830	0	0	-15,830	0
00541	Stores	123,510	94,510	91,775	-31,735	-2,735
00555	Graphic Equipment and Supplies	70,000	70,000	67,115	-2,885	-2,885
00561	Agency Fees	39,000	0	0	-39,000	0
00572	Rents:Offices	1,206,850	276,850	273,231	-933,619	-3,619
00618	NAPAAD Project Expenditure	4,036,210	0	0	-4,036,210	0
00643	Agricultural Poverty Eradication	500,000	0	0	-500,000	0
Total Parent Account	00500	5,991,400	441,360	432,122	-5,559,278	-9,238
00700	Maintenance and Running (Equipment)					
00704	Camping Equipment	25,000	0	0	-25,000	0
00707	Fire Fighting Equipment (Maint. and Running-Equip.)	100,000	10,000	6,494	-93,506	-3,506
00712	Office Equipment (Maintenance and Running Equip.)	50,000	3,894	3,894	-46,106	0
00714	Recording and Visual Aid Equipment	7,500	0	0	-7,500	0
00717	Sub-Contracted Repairs	5,000,000	10,541,542	10,056,012	5,056,012	-485,530
00718	Vehicles and Plant Maintenance	11,042,610	7,911,129	7,640,758	-3,401,852	-270,371
00725	Computer Systems Maintenance	100,000	60,000	49,389	-50,611	-10,611
Total Parent Account	00700	16,325,110	18,526,565	17,756,546	1,431,436	-770,018
00800	Maintenance and Running Expenses (Other)					
00803	Buildings (Maint and Running Exp - Other)	5,725,600	5,725,600	5,480,046	-245,554	-245,554
00805	Furniture (Maint and Running Exp - Other)	70,000	45,000	41,574	-28,426	-3,426
00806	Grounds (Maint and Running Exp - Other)	77,500	15,500	15,000	-62,500	-500
00814	Minor Works (Maint and Running Exp - Other)	50,000	12,438	12,438	-37,562	0
Total Parent Account	00800	5,923,100	5,798,538	5,549,059	-374,041	-249,479
00900	Institutional Running Expenses					
00902	Books, Library and Texts	75,000	67,000	47,808	-27,192	-19,192
Total Parent Account	00900	75,000	67,000	47,808	-27,192	-19,192
01100	Government Hospitality					
01101	Official Receptions	150,000	54,000	51,521	-98,479	-2,479
Total Parent Account	01100	150,000	54,000	51,521	-98,479	-2,479
01200	Training					
01201	Allowances (Training)	1,758,480	1,460,365	1,455,512	-302,968	-4,854
01202	Courses (Training)	4,386,810	3,416,810	3,349,809	-1,037,001	-67,001
01209	Students and Tutors Travelling Exp.(Training)	50,550	550	0	-50,550	-550
01217	Performance Management System	300,000	289,000	288,345	-11,656	-656

**STATEMENT OF RECURRENT EXPENDITURE FOR THE YEAR ENDED 31 MARCH , 2019
AS COMPARED WITH THE ESTIMATES**

(Figures in Pula)

MIN DEPT PARENT A/C CHILD A/C	DETAILS	APPROVED ESTIMATES	WARRANTED PROVISION	ACTUAL EXPENDITURE	EXPENDITURE OVER + OR UNDER - APPROVED ESTIMATES	EXPENDITURE OVER + OR UNDER - WARRANTED PROVISION
0500	Ministry of Agricultural Development and Food Security					
0501	Headquarters (MoA)					
01200	Training					
Total Parent Account	01200	6,495,840	5,166,725	5,093,666	-1,402,174	-73,060
01300	Councils, Conferences and Exhibitions					
01422	Seminars and Workshops committee Conferences	350,400	1,286,200	1,232,108	881,708	-54,092
01438	Trade Fairs Agricultural Shows and Exhibitions	85,000	0	0	-85,000	0
01477	Public Service Convention Day	400,000	400,000	399,263	-737	-737
Total Parent Account	01300	835,400	1,686,200	1,631,371	795,971	-54,829
01700	Grants Subventions and Other Payments					
01724	B.A.M.B. Pricing/Transport Subsidy	4,528,350	4,498,445	4,498,445	-29,905	0
01736	Botswana University of Agriculture and Natural Resources (BUAN)	286,345,160	256,345,160	256,345,160	-30,000,000	0
01814	Food and Agricultural Organisation (FAO)	900,000	787,912	787,912	-112,088	0
01815	National Food Technology Research Centre (NFTRC)	26,801,580	26,801,580	26,801,580	0	0
01838	International Fund for Agricultural Development	653,000	480,769	480,769	-172,231	0
01841	International Office of Epizootics	255,610	1,012,438	1,012,438	756,828	0
01868	National Day Celebrations	100,000	51,470	48,958	-51,042	-2,512
01967	Workmen's Compensation	255,610	371,336	362,651	107,041	-8,685
02091	Commonwealth Agricultural Bureau International (CABI)	175,000	146,150	96,918	-78,082	-49,232
02138	Food, Agriculture and Natural Policy Analysis Network (FANRPAN)	88,500	18,500	10,672	-77,828	-7,828
02171	Botswana Meat Commission-Maun	20,000,000	20,000,000	20,000,000	0	0
02174	Centre for Coordination of Agriculture Research and Development for Southern Africa (CCARDESA)	0	694,274	694,274	694,274	0
Total Parent Account	01700	340,102,810	311,208,035	311,139,779	-28,963,031	-68,257
04300	Special Expenditure					
04302	Agricultural Show Stands	10,000	0	0	-10,000	0
04305	Audio - Visual Aid Equipment	80,000	80,000	59,152	-20,848	-20,848
04309	Camping and Weather Protection Equipment	60,000	37,500	37,500	-22,500	0
04314	Furniture and Equipment	114,760	136,360	102,052	-12,708	-34,308
04317	Household and Domestic Equip	100,000	297,750	297,735	197,735	-15
04321	Office Equipment (Special Expenditure)	100,000	100,000	76,751	-23,249	-23,249
04322	Photographic Equipment (Special Expenditure)	85,030	74,040	74,040	-10,990	0
04325	Plant Static (Special Expenditure)	38,350	0	0	-38,350	0
04327	Recording and	100,000	100,000	96,685	-3,315	-3,315

**STATEMENT OF RECURRENT EXPENDITURE FOR THE YEAR ENDED 31 MARCH , 2019
AS COMPARED WITH THE ESTIMATES**

(Figures in Pula)

MIN DEPT PARENT A/C CHILD A/C	DETAILS	APPROVED ESTIMATES	WARRANTED PROVISION	ACTUAL EXPENDITURE	EXPENDITURE OVER + OR UNDER - APPROVED ESTIMATES	EXPENDITURE OVER + OR UNDER - WARRANTED PROVISION
0500	Ministry of Agricultural Development and Food Security					
0501	Headquarters (MoA)					
04300	Special Expenditure					
	Broadcasting Equip.(Special Expenditure)					
04333	Vehicles (Special Expenditure)	7,832,510	4,342,095	4,342,095	-3,490,415	0
04349	Computer Replacement	0	178,000	11,250	11,250	-166,750
	Total Parent Account 04300	8,520,650	5,345,745	5,097,260	-3,423,390	-248,485
0503	Department of Crop Production and Forestry					
00110	Salaries and Allowances					
00111	Basic Salary	146,763,170	141,092,902	140,802,645	-5,960,525	-290,256
00112	Allowances (Salaries and Wages)	10,935,490	21,096,467	20,695,993	9,760,503	-400,474
00114	Casual Labour (Salaries and Allowances)	3,981,970	681,970	596,626	-3,385,344	-85,344
00115	Temporary Assistance (Salaries and Allowances)	3,510,980	2,120,980	2,102,037	-1,408,943	-18,943
00124	Leave Travel Concession	1,031,810	912,976	895,848	-135,962	-17,128
00139	Overtime Allowances	0	6,250,000	5,780,131	5,780,131	-469,869
	Total Parent Account 00110	166,223,420	172,155,295	170,873,280	4,649,860	-1,282,015
00200	Travelling and Transport (Internal)					
00201	Transportation Costs (Internal Travel)	1,369,300	1,389,300	1,326,585	-42,715	-62,715
00202	Subsistence Costs (Internal Travel)	5,027,810	8,124,829	7,935,435	2,907,625	-189,394
00203	Freight (Internal Travel)	790	790	133	-657	-657
00204	Petrol, Oil and Lubricants (Internal Travel)	5,449,000	4,271,888	4,271,888	-1,177,112	0
00206	Hire Charges	200,010	713	713	-199,297	0
00207	Accidents Charges	20,700	0	0	-20,700	0
00208	Driver Charges	10,710	0	0	-10,710	0
	Total Parent Account 00200	12,078,320	13,787,520	13,534,754	1,456,434	-252,766
00300	Travelling and Transport (External)					
00301	Transportation Costs (External Travel)	144,150	84,150	75,262	-68,888	-8,888
00302	Subsistence Costs (External Travel)	369,300	559,300	525,717	156,417	-33,583
	Total Parent Account 00300	513,450	643,450	600,979	87,529	-42,471
00400	General Expenses and Supplies					
00401	Advertising and Publicity	58,500	2,240	1,860	-56,640	-380
00405	Domestic and Household Requisites	280,000	320,000	307,690	27,690	-12,310
00409	Incidental Expenses (General Expenses)	94,230	103,064	85,646	-8,585	-17,418
00413	Medical Examinations, Bursary Students	20,000	0	0	-20,000	0
00414	Office Supplies (General Expenses and Supplies)	740,640	1,159,876	1,076,292	335,652	-83,584
00417	Postal Charges (General Expenses and Supplies)	2,200,000	3,790,864	3,787,276	1,587,276	-3,588
00422	Service Charges	2,442,210	8,782,692	8,780,983	6,338,773	-1,709
00423	Uniforms and Protective Clothing	587,980	478,666	453,907	-134,073	-24,758

**STATEMENT OF RECURRENT EXPENDITURE FOR THE YEAR ENDED 31 MARCH , 2019
AS COMPARED WITH THE ESTIMATES**

(Figures in Pula)

MIN DEPT PARENT A/C CHILD A/C	DETAILS	APPROVED ESTIMATES	WARRANTED PROVISION	ACTUAL EXPENDITURE	EXPENDITURE OVER + OR UNDER - APPROVED ESTIMATES	EXPENDITURE OVER + OR UNDER - WARRANTED PROVISION
0500	Ministry of Agricultural Development and Food Security					
0503	Department of Crop Production and Forestry					
00400	General Expenses and Supplies					
00432	Printing Charges	105,000	90,000	87,010	-17,990	-2,990
Total Parent Account	00400	6,528,560	14,727,401	14,580,664	8,052,104	-146,738
00500	Departmental Services					
00512	Disease and Pest Control	1,050,000	1,106,557	1,106,498	56,498	-59
00517	Extension Service	135,500	48,500	35,519	-99,981	-12,981
00522	Laboratory Supplies	39,000	28,000	13,516	-25,484	-14,484
00541	Stores	90,500	110,500	105,029	14,529	-5,471
00545	Vehicle Tool Replacements	50,000	50,000	47,405	-2,595	-2,595
00647	Rent Free Accomodation	200,000	40,000	31,032	-168,968	-8,968
Total Parent Account	00500	1,565,000	1,383,557	1,338,999	-226,001	-44,558
00700	Maintenance and Running (Equipment)					
00704	Camping Equipment	14,100	0	0	-14,100	0
00707	Fire Fighting Equipment (Maint. and Running- Equip.)	29,000	29,000	26,997	-2,003	-2,003
00708	Heavy Mobile Plant	800,000	20,000	18,799	-781,201	-1,201
00709	Agricultural Implements (Maint & Run - Equip)	50,400	0	0	-50,400	0
00712	Office Equipment (Maintenance and Running Equip.)	100,000	105,000	103,607	3,607	-1,393
00716	Static Plant	57,200	50,000	28,135	-29,065	-21,865
00718	Vehicles and Plant Maintenance	0	10,000	8,591	8,591	-1,409
00723	Laboratory Equipment (Maint. And Running- Equip.)	6,000	0	0	-6,000	0
Total Parent Account	00700	1,056,700	214,000	186,130	-870,570	-27,870
00800	Maintenance and Running Expenses (Other)					
00805	Furniture (Maint and Running Exp - Other)	100,000	115,000	108,548	8,548	-6,452
00809	Livestock Maintenance (Maint and Running Exp - Other)	150,000	77,000	66,077	-83,923	-10,923
00813	Water Supplies (Maint and Running Exp - Other)	296,040	235,254	213,765	-82,275	-21,489
00814	Minor Works (Maint and Running Exp - Other)	65,000	165,000	77,212	12,212	-87,788
Total Parent Account	00800	611,040	592,254	465,602	-145,438	-126,652
00900	Institutional Running Expenses					
00903	Domestic Supplies	120,000	120,000	104,561	-15,439	-15,439
00905	Examination and Allied Expenses (Instit. Rng Expenses)	92,800	92,800	89,376	-3,424	-3,424
00906	First Aid Equipment	10,000	10,000	7,182	-2,818	-2,818
00907	Food	1,000,000	830,553	795,238	-204,762	-35,315
00909	Maintenance of Buildings	10,000,000	734,839	600,042	-9,399,958	-134,796
00913	Out of School Activities	20,000	10,000	5,907	-14,093	-4,093
00914	Materials for Practical Subjects	20,000	20,000	11,856	-8,144	-8,144

**STATEMENT OF RECURRENT EXPENDITURE FOR THE YEAR ENDED 31 MARCH , 2019
AS COMPARED WITH THE ESTIMATES**

(Figures in Pula)

MIN DEPT PARENT A/C CHILD A/C	DETAILS	APPROVED ESTIMATES	WARRANTED PROVISION	ACTUAL EXPENDITURE	EXPENDITURE OVER + OR UNDER - APPROVED ESTIMATES	EXPENDITURE OVER + OR UNDER - WARRANTED PROVISION
0500	Ministry of Agricultural Development and Food Security					
0503	Department of Crop Production and Forestry					
00900	Institutional Running Expenses					
00921	Stationery Office School	80,000	80,000	77,161	-2,839	-2,839
00922	Teaching Requisites	30,000	30,000	25,617	-4,383	-4,383
00924	Uniforms and Protective	60,000	60,000	53,351	-6,649	-6,649
Total Parent Account	00900	11,432,800	1,988,191	1,770,290	-9,662,510	-217,901
01200	Training					
01201	Allowances (Training)	215,000	55,000	51,018	-163,982	-3,982
01202	Courses (Training)	0	850,000	850,000	850,000	0
01209	Students and Tutors Travelling Exp.(Training)	258,250	358,250	332,503	74,253	-25,747
Total Parent Account	01200	473,250	1,263,250	1,233,521	760,271	-29,729
01300	Councils, Conferences and Exhibitions					
01304	Annual Horticultural Conferences	45,200	29,946	23,367	-21,833	-6,580
01305	Annual Plant Protection- Conference	18,300	18,300	13,229	-5,071	-5,071
01346	Horticultural Development Committee	10,000	0	0	-10,000	0
01422	Seminars and Workshops committee Conferences	289,970	175,954	153,201	-136,769	-22,753
01438	Trade Fairs Agricultural Shows and Exhibitions	206,400	158,999	158,804	-47,596	-195
01449	World Food Day	80,000	80,017	75,017	-4,983	-5,000
Total Parent Account	01300	649,870	463,217	423,618	-226,252	-39,599
01600	Materials and Requisites for Resale					
01601	Purchase of Materials	120,000	0	0	-120,000	0
01604	Citrus Trees	150,000	0	0	-150,000	0
Total Parent Account	01600	270,000	0	0	-270,000	0
04300	Special Expenditure					
04309	Camping and Weather Protection Equipment	380,000	346,000	336,426	-43,574	-9,574
04313	Fire Fighting Equipment (Special Expenditure)	23,100	1,000	899	-22,201	-101
04318	Laboratory Equipment (Special Expenditure)	8,000	0	0	-8,000	0
04321	Office Equipment (Special Expenditure)	200,000	176,722	175,412	-24,588	-1,310
04324	Plant,Light Mobile (Special Expenditure)	100,000	0	0	-100,000	0
04335	Water Development Equipment (Special Expenditure)	80,000	2,281	2,199	-77,801	-82
Total Parent Account	04300	791,100	526,003	514,936	-276,164	-11,068
0504	Department of Agricultural Research					
00110	Salaries and Allowances					
00111	Basic Salary	54,346,190	53,346,190	52,696,947	-1,649,243	-649,243
00112	Allowances (Salaries and Wages)	6,229,280	13,060,787	12,902,807	6,673,527	-157,980
00114	Casual Labour (Salaries and Allowances)	587,180	279,180	262,469	-324,711	-16,711
00115	Temporary Assistance (Salaries and Allowances)	475,020	630,908	617,366	142,346	-13,542

**STATEMENT OF RECURRENT EXPENDITURE FOR THE YEAR ENDED 31 MARCH , 2019
AS COMPARED WITH THE ESTIMATES**

(Figures in Pula)

MIN DEPT PARENT A/C CHILD A/C	DETAILS	APPROVED ESTIMATES	WARRANTED PROVISION	ACTUAL EXPENDITURE	EXPENDITURE OVER + OR UNDER - APPROVED ESTIMATES	EXPENDITURE OVER + OR UNDER - WARRANTED PROVISION
0500	Ministry of Agricultural Development and Food Security					
0504	Department of Agricultural Research					
00110	Salaries and Allowances					
00124	Leave Travel Concession	334,520	362,800	353,665	19,145	-9,135
00139	Overtime Allowances	0	2,343,880	2,338,735	2,338,735	-5,145
	Total Parent Account 00110	61,972,190	70,023,745	69,171,989	7,199,799	-851,756
00200	Travelling and Transport (Internal)					
00201	Transportation Costs (Internal Travel)	200,000	263,100	261,822	61,822	-1,278
00202	Subsistence Costs (Internal Travel)	1,640,920	2,178,153	1,990,316	349,396	-187,836
00203	Freight (Internal Travel)	6,000	6,000	5,678	-322	-322
00204	Petrol, Oil and Lubricants (Internal Travel)	2,000,000	665,000	665,000	-1,335,000	0
00206	Hire Charges	100,000	0	0	-100,000	0
00207	Accidents Charges	15,000	0	0	-15,000	0
00208	Driver Charges	15,000	0	0	-15,000	0
	Total Parent Account 00200	3,976,920	3,112,253	2,922,816	-1,054,104	-189,437
00300	Travelling and Transport (External)					
00301	Transportation Costs (External Travel)	100,000	96,720	95,969	-4,031	-751
00302	Subsistence Costs (External Travel)	100,000	337,000	336,095	236,095	-905
	Total Parent Account 00300	200,000	433,720	432,064	232,064	-1,656
00400	General Expenses and Supplies					
00401	Advertising and Publicity	40,000	40,000	39,240	-760	-760
00405	Domestic and Household Requisites	150,000	112,000	111,861	-38,139	-139
00409	Incidental Expenses (General Expenses)	100,000	80,300	80,087	-19,913	-213
00414	Office Supplies (General Expenses and Supplies)	220,000	353,100	353,078	133,078	-22
00417	Postal Charges (General Expenses and Supplies)	400,000	1,602,216	1,589,344	1,189,344	-12,872
00422	Service Charges	8,924,920	21,269,948	21,050,207	12,125,287	-219,741
00423	Uniforms and Protective Clothing	200,000	199,168	199,168	-832	0
00432	Printing Charges	100,000	72,264	72,264	-27,736	0
	Total Parent Account 00400	10,134,920	23,728,996	23,495,249	13,360,329	-233,747
00500	Departmental Services					
00509	Crop Research	50,000	24,000	23,839	-26,161	-161
00512	Disease and Pest Control	50,000	10,870	10,870	-39,130	0
00522	Laboratory Supplies	150,000	147,166	147,165	-2,835	-1
00524	Livestock Purchases (Breeding Stock)	150,000	102,984	102,983	-47,017	-1
00541	Stores	100,000	75,630	75,630	-24,370	0
00545	Vehicle Tool Replacements	30,000	8,900	8,805	-21,195	-95
00553	Range Research	210,000	85,000	82,042	-127,958	-2,958
00559	Dairy Research	160,000	139,400	139,394	-20,606	-6
00566	Animal Nutrition Research	120,000	101,506	101,506	-18,494	0
00567	Field Investigations	70,000	45,959	45,959	-24,041	0
00647	Rent Free Accomodation	200,000	0	0	-200,000	0

**STATEMENT OF RECURRENT EXPENDITURE FOR THE YEAR ENDED 31 MARCH , 2019
AS COMPARED WITH THE ESTIMATES**

(Figures in Pula)

MIN DEPT PARENT A/C CHILD A/C	DETAILS	APPROVED ESTIMATES	WARRANTED PROVISION	ACTUAL EXPENDITURE	EXPENDITURE OVER + OR UNDER - APPROVED ESTIMATES	EXPENDITURE OVER + OR UNDER - WARRANTED PROVISION
0500	Ministry of Agricultural Development and Food Security					
0504	Department of Agricultural Research					
00500	Departmental Services					
Total Parent Account	00500	1,290,000	741,415	738,193	-551,807	-3,222
00700	Maintenance and Running (Equipment)					
00701	Air Conditioning and Refrigeration Equipment	30,000	28,571	28,571	-1,429	0
00707	Fire Fighting Equipment (Maint. and Running-Equip.)	52,000	0	0	-52,000	0
00708	Heavy Mobile Plant	109,000	90,750	90,745	-18,255	-5
00709	Agricultural Implements (Maint & Run - Equip)	80,000	75,948	75,947	-4,053	-1
00712	Office Equipment (Maintenance and Running Equip.)	150,000	41,500	38,639	-111,361	-2,861
00715	Safes	50,000	336	336	-49,664	0
00716	Static Plant	150,000	144,082	144,082	-5,918	0
00723	Laboratory Equipment (Maint. And Running-Equip.)	150,000	240,000	219,097	69,097	-20,903
00724	Computer Systems Consumables	0	96,000	95,916	95,916	-84
Total Parent Account	00700	771,000	717,187	693,332	-77,668	-23,855
00800	Maintenance and Running Expenses (Other)					
00805	Furniture (Maint and Running Exp - Other)	100,000	17,443	17,443	-82,557	0
00806	Grounds (Maint and Running Exp - Other)	2,000	0	0	-2,000	0
00809	Livestock Maintenance (Maint and Running Exp - Other)	150,000	148,000	145,373	-4,627	-2,627
00813	Water Supplies (Maint and Running Exp - Other)	150,000	149,659	149,659	-341	0
00814	Minor Works (Maint and Running Exp - Other)	120,000	349,500	349,390	229,390	-110
00816	Ranches (Maint and Running Exp - Other)	190,000	172,000	163,485	-26,515	-8,515
Total Parent Account	00800	712,000	836,602	825,349	113,349	-11,252
00900	Institutional Running Expenses					
00902	Books, Library and Texts	80,000	55,336	55,335	-24,665	-1
Total Parent Account	00900	80,000	55,336	55,335	-24,665	-1
01200	Training					
01201	Allowances (Training)	92,580	0	0	-92,580	0
01202	Courses (Training)	92,580	29,879	29,879	-62,701	0
Total Parent Account	01200	185,160	29,879	29,879	-155,281	0
01300	Councils, Conferences and Exhibitions					
01422	Seminars and Workshops committee Conferences	100,000	199,301	198,259	98,259	-1,042
01438	Trade Fairs Agricultural Shows and Exhibitions	15,000	10,080	10,080	-4,920	0
Total Parent Account	01300	115,000	209,381	208,339	93,339	-1,042

**STATEMENT OF RECURRENT EXPENDITURE FOR THE YEAR ENDED 31 MARCH , 2019
AS COMPARED WITH THE ESTIMATES**

(Figures in Pula)

MIN DEPT PARENT A/C CHILD A/C	DETAILS	APPROVED ESTIMATES	WARRANTED PROVISION	ACTUAL EXPENDITURE	EXPENDITURE OVER + OR UNDER - APPROVED ESTIMATES	EXPENDITURE OVER + OR UNDER - WARRANTED PROVISION
0500	Ministry of Agricultural Development and Food Security					
0504	Department of Agricultural Research					
01600	Materials and Requisites for Resale					
01601	Purchase of Materials	4,000,000	3,002,600	2,999,793	-1,000,207	-2,807
01605	Dairy Reference Herd	670,000	650,300	646,655	-23,345	-3,645
01607	Horticultural Production	240,950	222,550	221,912	-19,038	-638
Total Parent Account	01600	4,910,950	3,875,450	3,868,360	-1,042,590	-7,090
04300	Special Expenditure					
04302	Agricultural Show Stands	15,000	12,712	12,712	-2,288	0
04314	Furniture and Equipment	100,000	105,188	105,188	5,188	0
04318	Laboratory Equipment (Special Expenditure)	150,000	39,792	38,892	-111,108	-900
04331	Scales Counters and Platform	100,000	0	0	-100,000	0
04349	Computer Replacement	100,000	116,000	115,678	15,678	-322
Total Parent Account	04300	465,000	273,692	272,470	-192,530	-1,222
0507	Department of Animal Production					
00110	Salaries and Allowances					
00111	Basic Salary	65,638,970	64,901,034	64,940,431	-698,539	39,397
00112	Allowances (Salaries and Wages)	24,897,590	23,033,539	23,084,995	-1,812,595	51,456
00114	Casual Labour (Salaries and Allowances)	600,000	706,000	615,627	15,627	-90,373
00115	Temporary Assistance (Salaries and Allowances)	800,000	1,600,000	1,563,264	763,264	-36,736
00124	Leave Travel Concession	400,000	503,500	455,415	55,415	-48,085
00139	Overtime Allowances	0	3,419,000	3,312,840	3,312,840	-106,160
Total Parent Account	00110	92,336,560	94,163,073	93,972,572	1,636,012	-190,501
00200	Travelling and Transport (Internal)					
00201	Transportation Costs (Internal Travel)	500,000	660,000	599,871	99,871	-60,129
00202	Subsistence Costs (Internal Travel)	2,500,000	4,678,283	4,452,115	1,952,115	-226,168
00203	Freight (Internal Travel)	6,000	0	0	-6,000	0
00204	Petrol, Oil and Lubricants (Internal Travel)	2,000,000	1,914,199	1,914,199	-85,801	0
00206	Hire Charges	250,000	208,648	208,648	-41,352	0
00207	Accidents Charges	50,000	0	0	-50,000	0
00208	Driver Charges	50,000	0	0	-50,000	0
Total Parent Account	00200	5,356,000	7,461,130	7,174,834	1,818,834	-286,296
00300	Travelling and Transport (External)					
00301	Transportation Costs (External Travel)	120,000	73,000	72,550	-47,451	-451
00302	Subsistence Costs (External Travel)	200,000	347,999	330,449	130,449	-17,550
Total Parent Account	00300	320,000	420,999	402,999	82,999	-18,001
00400	General Expenses and Supplies					
00401	Advertising and Publicity	40,000	20,500	20,136	-19,864	-364
00405	Domestic and Household Requisites	250,000	228,774	224,518	-25,482	-4,256
00409	Incidental Expenses (General Expenses)	37,000	51,000	34,881	-2,119	-16,119

**STATEMENT OF RECURRENT EXPENDITURE FOR THE YEAR ENDED 31 MARCH , 2019
AS COMPARED WITH THE ESTIMATES**

(Figures in Pula)

MIN DEPT PARENT A/C CHILD A/C	DETAILS	APPROVED ESTIMATES	WARRANTED PROVISION	ACTUAL EXPENDITURE	EXPENDITURE OVER + OR UNDER - APPROVED ESTIMATES	EXPENDITURE OVER + OR UNDER - WARRANTED PROVISION
0500	Ministry of Agricultural Development and Food Security					
0507	Department of Animal Production					
00400	General Expenses and Supplies					
00414	Office Supplies (General Expenses and Supplies)	650,000	688,962	663,511	13,511	-25,451
00417	Postal Charges (General Expenses and Supplies)	400,000	31,201	26,206	-373,794	-4,995
00422	Service Charges	2,400,000	2,180,298	2,158,267	-241,733	-22,031
00423	Uniforms and Protective Clothing	450,000	359,181	345,260	-104,740	-13,920
00432	Printing Charges	57,000	25,000	20,676	-36,324	-4,324
Total Parent Account	00400	4,284,000	3,584,916	3,493,456	-790,544	-91,460
00500	Departmental Services					
00501	Artificial Insemination	500,000	110,665	102,410	-397,590	-8,255
00512	Disease and Pest Control	200,000	169,985	162,064	-37,936	-7,921
00517	Extension Service	150,000	20,000	17,826	-132,174	-2,174
00522	Laboratory Supplies	100,000	1,024	1,024	-98,976	0
00524	Livestock Purchases (Breeding Stock)	750,000	365,291	311,241	-438,759	-54,050
00541	Stores	100,000	115,000	101,221	1,221	-13,779
00545	Vehicle Tool Replacements	30,000	7,000	5,120	-24,880	-1,880
Total Parent Account	00500	1,830,000	788,965	700,906	-1,129,094	-88,059
00700	Maintenance and Running (Equipment)					
00701	Air Conditioning and Refrigeration Equipment	10,000	0	0	-10,000	0
00707	Fire Fighting Equipment (Maint. and Running-Equip.)	10,000	10,000	3,780	-6,220	-6,220
00712	Office Equipment (Maintenance and Running Equip.)	30,000	19,000	18,833	-11,167	-167
00716	Static Plant	100,000	75,000	70,422	-29,578	-4,578
00723	Laboratory Equipment (Maint. And Running-Equip.)	300,000	2	0	-300,000	-2
Total Parent Account	00700	450,000	104,002	93,034	-356,966	-10,967
00800	Maintenance and Running Expenses (Other)					
00803	Buildings (Maint and Running Exp - Other)	2,500,000	362,051	352,135	-2,147,865	-9,916
00804	Camps (Maint and Running Exp - Other)	3,000,000	1,870,284	1,894,477	-1,105,523	24,193
00805	Furniture (Maint and Running Exp - Other)	155,000	44,916	43,093	-111,907	-1,822
00806	Grounds (Maint and Running Exp - Other)	1,000	0	0	-1,000	0
00809	Livestock Maintenance (Maint and Running Exp - Other)	5,578,610	3,782,180	2,962,695	-2,615,915	-819,486
00813	Water Supplies (Maint and Running Exp - Other)	250,000	309,372	294,064	44,064	-15,308
Total Parent Account	00800	11,484,610	6,368,803	5,546,463	-5,938,147	-822,339
00900	Institutional Running Expenses					
00903	Domestic Supplies	20,000	20,000	19,786	-214	-214
00906	First Aid Equipment	10,000	0	0	-10,000	0
00907	Food	200,000	300,000	286,382	86,382	-13,618

**STATEMENT OF RECURRENT EXPENDITURE FOR THE YEAR ENDED 31 MARCH , 2019
AS COMPARED WITH THE ESTIMATES**

(Figures in Pula)

MIN DEPT PARENT A/C CHILD A/C	DETAILS	APPROVED ESTIMATES	WARRANTED PROVISION	ACTUAL EXPENDITURE	EXPENDITURE OVER + OR UNDER - APPROVED ESTIMATES	EXPENDITURE OVER + OR UNDER - WARRANTED PROVISION
0500	Ministry of Agricultural Development and Food Security					
0507	Department of Animal Production					
00900	Institutional Running Expenses					
Total Parent Account	00900	230,000	320,000	306,168	76,168	-13,832
01200	Training					
01201	Allowances (Training)	91,290	9,666	9,666	-81,624	0
01202	Courses (Training)	91,290	22,300	22,300	-68,990	0
Total Parent Account	01200	182,580	31,966	31,966	-150,614	0
01300	Councils, Conferences and Exhibitions					
01397	Poultry Conference	50,000	50,000	39,130	-10,870	-10,870
01422	Seminars and Workshops committee Conferences	450,000	306,550	257,673	-192,327	-48,877
01438	Trade Fairs Agricultural Shows and Exhibitions	400,000	536,834	535,914	135,914	-920
Total Parent Account	01300	900,000	893,384	832,717	-67,283	-60,667
04300	Special Expenditure					
04301	Agricultural Implements (Special Exp)	40,000	0	0	-40,000	0
04302	Agricultural Show Stands	10,000	2,800	2,800	-7,200	0
04309	Camping and Weather Protection Equipment	40,000	15,000	15,000	-25,000	0
04312	Field Instruments	25,000	0	0	-25,000	0
04314	Furniture and Equipment	50,000	49,700	49,700	-300	0
04317	Household and Domestic Equip	30,000	10,000	3,839	-26,161	-6,161
04321	Office Equipment (Special Expenditure)	70,000	70,000	58,110	-11,890	-11,890
04325	Plant Static (Special Expenditure)	50,000	250,000	249,705	199,705	-295
04326	Livestock Purchases (Replacements)	100,000	0	0	-100,000	0
04329	Rondavels and Site Accommodation	4,000	0	0	-4,000	0
04331	Scales Counters and Platform	10,000	0	0	-10,000	0
04349	Computer Replacement	30,000	29,850	29,850	-150	0
Total Parent Account	04300	459,000	427,350	409,004	-49,996	-18,346
0509	Department of Agricultural Business Promotions					
00110	Salaries and Allowances					
00111	Basic Salary	22,363,300	21,763,300	21,486,449	-876,851	-276,851
00112	Allowances (Salaries and Wages)	2,798,110	5,212,235	5,095,200	2,297,090	-117,035
00114	Casual Labour (Salaries and Allowances)	97,880	85,216	9,223	-88,657	-75,992
00115	Temporary Assistance (Salaries and Allowances)	137,120	272,713	268,499	131,379	-4,214
00116	Education Allowances	471,740	0	0	-471,740	0
00124	Leave Travel Concession	100,000	107,349	79,716	-20,284	-27,633
00139	Overtime Allowances	0	324,900	318,276	318,276	-6,624
00140	Medical Expenses (Missions)	419,650	200,000	197,524	-222,126	-2,476
Total Parent Account	00110	26,387,800	27,965,712	27,454,887	1,067,087	-510,825

**STATEMENT OF RECURRENT EXPENDITURE FOR THE YEAR ENDED 31 MARCH , 2019
AS COMPARED WITH THE ESTIMATES**

(Figures in Pula)

MIN DEPT PARENT A/C CHILD A/C	DETAILS	APPROVED ESTIMATES	WARRANTED PROVISION	ACTUAL EXPENDITURE	EXPENDITURE OVER + OR UNDER - APPROVED ESTIMATES	EXPENDITURE OVER + OR UNDER - WARRANTED PROVISION
0500	Ministry of Agricultural Development and Food Security					
0509	Department of Agricultural Business Promotions					
00200	Travelling and Transport (Internal)					
00201	Transportation Costs (Internal Travel)	156,120	113,478	104,280	-51,840	-9,199
00202	Subsistence Costs (Internal Travel)	346,130	590,280	583,509	237,379	-6,771
00204	Petrol, Oil and Lubricants (Internal Travel)	640,000	619,457	619,457	-20,543	0
00206	Hire Charges	11,400	9,150	9,150	-2,250	0
00207	Accidents Charges	5,150	0	0	-5,150	0
00208	Driver Charges	5,150	0	0	-5,150	0
Total Parent Account	00200	1,163,950	1,332,365	1,316,396	152,446	-15,970
00300	Travelling and Transport (External)					
00301	Transportation Costs (External Travel)	307,270	230,653	230,653	-76,617	0
00302	Subsistence Costs (External Travel)	268,600	286,287	280,566	11,966	-5,721
Total Parent Account	00300	575,870	516,941	511,220	-64,650	-5,721
00400	General Expenses and Supplies					
00401	Advertising and Publicity	60,000	50,000	43,956	-16,044	-6,044
00405	Domestic and Household Requisites	50,390	50,390	48,227	-2,163	-2,163
00409	Incidental Expenses (General Expenses)	50,000	48,079	48,079	-1,921	0
00414	Office Supplies (General Expenses and Supplies)	63,880	207,139	207,114	143,234	-26
00416	Property Rents and Rates	746,930	691,054	682,911	-64,019	-8,143
00417	Postal Charges (General Expenses and Supplies)	200,000	221,112	212,433	12,433	-8,679
00422	Service Charges	50,000	50,000	48,539	-1,461	-1,461
00423	Uniforms and Protective Clothing	59,000	46,267	46,267	-12,733	0
00431	Staff Transfers/Leave (General Expenses)	82,000	468,550	457,449	375,449	-11,100
00432	Printing Charges	55,610	55,610	48,837	-6,773	-6,773
Total Parent Account	00400	1,417,810	1,888,201	1,843,813	426,003	-44,388
00500	Departmental Services					
00518	Fire Fighting Services	20,000	19,684	19,684	-316	0
00541	Stores	50,350	8,350	8,350	-42,000	0
00545	Vehicle Tool Replacements	1,000	0	0	-1,000	0
00647	Rent Free Accommodation	62,880	0	0	-62,880	0
Total Parent Account	00500	134,230	28,034	28,034	-106,196	0
00700	Maintenance and Running (Equipment)					
00707	Fire Fighting Equipment (Maint. and Running- Equip.)	7,000	7,000	3,293	-3,707	-3,707
00712	Office Equipment (Maintenance and Running Equip.)	87,120	72,355	72,355	-14,765	0
00714	Recording and Visual Aid Equipment	10,000	10,000	0	-10,000	-10,000
Total Parent Account	00700	104,120	89,355	75,648	-28,472	-13,707

**STATEMENT OF RECURRENT EXPENDITURE FOR THE YEAR ENDED 31 MARCH , 2019
AS COMPARED WITH THE ESTIMATES**

(Figures in Pula)

MIN DEPT PARENT A/C CHILD A/C	DETAILS	APPROVED ESTIMATES	WARRANTED PROVISION	ACTUAL EXPENDITURE	EXPENDITURE OVER + OR UNDER - APPROVED ESTIMATES	EXPENDITURE OVER + OR UNDER - WARRANTED PROVISION
0500	Ministry of Agricultural Development and Food Security					
0509	Department of Agricultural Business Promotions					
00800	Maintenance and Running Expenses (Other)					
00814	Minor Works (Maint and Running Exp - Other)	300,000	33,902	33,902	-266,098	0
	Total Parent Account 00800	300,000	33,902	33,902	-266,098	0
01200	Training					
01201	Allowances (Training)	99,610	80,899	49,862	-49,748	-31,037
01202	Courses (Training)	330,800	229,267	221,387	-109,413	-7,880
01217	Performance Management System	80,000	25,629	25,629	-54,371	0
	Total Parent Account 01200	510,410	335,795	296,878	-213,532	-38,917
01300	Councils, Conferences and Exhibitions					
01422	Seminars and Workshops committee Conferences	163,420	81,798	77,537	-85,883	-4,261
01438	Trade Fairs Agricultural Shows and Exhibitions	100,390	76,351	76,351	-24,039	0
	Total Parent Account 01300	263,810	158,149	153,888	-109,922	-4,261
04300	Special Expenditure					
04302	Agricultural Show Stands	80,000	37,451	37,451	-42,549	0
04309	Camping and Weather Protection Equipment	70,710	0	0	-70,710	0
04314	Furniture and Equipment	89,880	0	0	-89,880	0
04317	Household and Domestic Equip	21,500	21,500	18,297	-3,203	-3,203
04322	Photographic Equipment (Special Expenditure)	6,600	0	0	-6,600	0
04327	Recording and Broadcasting Equip.(Special Expenditure)	5,000	0	0	-5,000	0
	Total Parent Account 04300	273,690	58,951	55,748	-217,942	-3,203
0510	Department of Veterinary Services					
00110	Salaries and Allowances					
00111	Basic Salary	196,533,050	182,748,050	181,348,560	-15,184,490	-1,399,490
00112	Allowances (Salaries and Wages)	97,858,640	94,858,640	93,432,794	-4,425,846	-1,425,846
00114	Casual Labour (Salaries and Allowances)	2,000,000	2,150,000	2,066,243	66,243	-83,757
00115	Temporary Assistance (Salaries and Allowances)	5,000,000	15,390,000	15,037,150	10,037,150	-352,850
00124	Leave Travel Concession	1,539,000	1,490,903	1,339,904	-199,096	-150,999
00139	Overtime Allowances	0	7,585,000	6,375,133	6,375,133	-1,209,867
	Total Parent Account 00110	302,930,690	304,222,593	299,599,786	-3,330,904	-4,622,807
00200	Travelling and Transport (Internal)					
00201	Transportation Costs (Internal Travel)	1,600,000	2,335,000	2,196,565	596,565	-138,435
00202	Subsistence Costs (Internal Travel)	9,000,000	17,435,000	16,769,789	7,769,789	-665,211
00203	Freight (Internal Travel)	350,000	270,000	77,270	-272,730	-192,730
00204	Petrol, Oil and Lubricants (Internal Travel)	8,500,000	7,000,000	7,000,000	-1,500,000	0
00206	Hire Charges	1,000,000	0	0	-1,000,000	0
00207	Accidents Charges	361,500	1,500	0	-361,500	-1,500

**STATEMENT OF RECURRENT EXPENDITURE FOR THE YEAR ENDED 31 MARCH , 2019
AS COMPARED WITH THE ESTIMATES**

(Figures in Pula)

MIN DEPT PARENT A/C CHILD A/C	DETAILS	APPROVED ESTIMATES	WARRANTED PROVISION	ACTUAL EXPENDITURE	EXPENDITURE OVER + OR UNDER - APPROVED ESTIMATES	EXPENDITURE OVER + OR UNDER - WARRANTED PROVISION
0500	Ministry of Agricultural Development and Food Security					
0510	Department of Veterinary Services					
00200	Travelling and Transport (Internal)					
00208	Driver Charges	200,330	31,239	31,239	-169,091	0
	Total Parent Account 00200	21,011,830	27,072,739	26,074,863	5,063,033	-997,876
00300	Travelling and Transport (External)					
00301	Transportation Costs (External Travel)	500,000	410,000	408,744	-91,256	-1,256
00302	Subsistence Costs (External Travel)	800,000	959,884	910,886	110,886	-48,998
	Total Parent Account 00300	1,300,000	1,369,884	1,319,630	19,630	-50,254
00400	General Expenses and Supplies					
00401	Advertising and Publicity	10,000	21,115	21,115	11,115	0
00405	Domestic and Household Requisites	400,000	400,000	394,945	-5,055	-5,055
00409	Incidental Expenses (General Expenses)	410,000	410,000	386,236	-23,764	-23,764
00413	Medical Examinations, Bursary Students	5,000	5,000	0	-5,000	-5,000
00414	Office Supplies (General Expenses and Supplies)	1,000,000	1,297,000	1,263,763	263,763	-33,237
00417	Postal Charges (General Expenses and Supplies)	3,600,000	7,277,019	7,274,508	3,674,508	-2,511
00422	Service Charges	7,000,000	7,445,052	7,409,034	409,034	-36,018
00423	Uniforms and Protective Clothing	1,780,960	1,780,960	1,752,217	-28,743	-28,743
00432	Printing Charges	205,800	205,800	202,585	-3,215	-3,215
	Total Parent Account 00400	14,411,760	18,841,946	18,704,403	4,292,643	-137,543
00500	Departmental Services					
00512	Disease and Pest Control	9,999,200	5,803,184	5,693,260	-4,305,940	-109,924
00517	Extension Service Materials	80,000	80,000	71,632	-8,368	-8,368
00519	Foot and Mouth Disease	36,750,000	23,946,164	23,895,375	-12,854,625	-50,789
00522	Laboratory Supplies	3,521,060	5,019,060	4,778,894	1,257,834	-240,166
00541	Stores	300,000	300,000	280,612	-19,388	-19,388
00545	Vehicle Tool Replacements	5,000	5,000	0	-5,000	-5,000
00562	F.M.D.Compensation	250,000	58,400	48,793	-201,207	-9,607
	Total Parent Account 00500	50,905,260	35,211,808	34,768,566	-16,136,694	-443,242
00700	Maintenance and Running (Equipment)					
00701	Air Conditioning and Refrigeration Equipment	10,060	10,060	0	-10,060	-10,060
00704	Camping Equipment	2,000	2,000	0	-2,000	-2,000
00707	Fire Fighting Equipment (Maint. and Running- Equip.)	63,000	19,850	9,817	-53,183	-10,033
00712	Office Equipment (Maintenance and Running Equip.)	220,010	56,218	56,218	-163,792	0
00716	Static Plant	20,000	0	0	-20,000	0
00723	Laboratory Equipment (Maint. And Running- Equip.)	500,000	1,113,377	957,703	457,703	-155,675
00738	Livestock Identification & Trace Back System (LITS)	10,000,000	8,855,428	8,741,138	-1,258,862	-114,290

**STATEMENT OF RECURRENT EXPENDITURE FOR THE YEAR ENDED 31 MARCH , 2019
AS COMPARED WITH THE ESTIMATES**

(Figures in Pula)

MIN DEPT PARENT A/C CHILD A/C	DETAILS	APPROVED ESTIMATES	WARRANTED PROVISION	ACTUAL EXPENDITURE	EXPENDITURE OVER + OR UNDER - APPROVED ESTIMATES	EXPENDITURE OVER + OR UNDER - WARRANTED PROVISION
0500	Ministry of Agricultural Development and Food Security					
0510	Department of Veterinary Services					
00700	Maintenance and Running (Equipment)					
Total Parent Account	00700	10,815,070	10,056,934	9,764,876	-1,050,194	-292,058
00800	Maintenance and Running Expenses (Other)					
00803	Buildings (Maint and Running Exp - Other)	0	19,900	19,900	19,900	0
00804	Camps (Maint and Running Exp - Other)	11,450,000	6,588,064	6,334,891	-5,115,109	-253,173
00805	Furniture (Maint and Running Exp - Other)	2,000	2,000	0	-2,000	-2,000
00813	Water Supplies (Maint and Running Exp - Other)	200,000	0	0	-200,000	0
Total Parent Account	00800	11,652,000	6,609,964	6,354,791	-5,297,209	-255,173
00900	Institutional Running Expenses					
00902	Books, Library and Texts	50,000	50,000	49,080	-920	-920
Total Parent Account	00900	50,000	50,000	49,080	-920	-920
01200	Training					
01201	Allowances (Training)	326,350	186,350	178,162	-148,188	-8,188
01202	Courses (Training)	255,470	166,248	166,248	-89,222	0
Total Parent Account	01200	581,820	352,598	344,410	-237,410	-8,188
01300	Councils, Conferences and Exhibitions					
01422	Seminars and Workshops committee Conferences	735,690	865,145	837,646	101,956	-27,499
01438	Trade Fairs Agricultural Shows and Exhibitions	15,000	0	0	-15,000	0
Total Parent Account	01300	750,690	865,145	837,646	86,956	-27,499
01600	Materials and Requisites for Resale					
01601	Purchase of Materials	0	30,000,000	30,000,000	30,000,000	0
Total Parent Account	01600	0	30,000,000	30,000,000	30,000,000	0
04300	Special Expenditure					
04303	Air Conditioners	10,000	10,000	0	-10,000	-10,000
04304	Arms Ammunitions and Civil Defence Equipment	10,000	10,000	0	-10,000	-10,000
04309	Camping and Weather Protection Equipment	600,190	80,190	76,280	-523,910	-3,910
04314	Furniture and Equipment	400,000	381,762	337,881	-62,119	-43,880
04317	Household and Domestic Equip	100,000	100,000	97,396	-2,604	-2,604
04318	Laboratory Equipment (Special Expenditure)	2,000,000	90,000	87,307	-1,912,693	-2,693
04325	Plant Static (Special Expenditure)	30,000	0	0	-30,000	0
04349	Computer Replacement	400,000	400,000	386,627	-13,373	-13,373
04371	Animal Identification Device	200,000	200,000	198,240	-1,760	-1,760
Total Parent Account	04300	3,750,190	1,271,952	1,183,732	-2,566,458	-88,220

**STATEMENT OF RECURRENT EXPENDITURE FOR THE YEAR ENDED 31 MARCH , 2019
AS COMPARED WITH THE ESTIMATES**

(Figures in Pula)

MIN DEPT PARENT A/C CHILD A/C	DETAILS	APPROVED ESTIMATES	WARRANTED PROVISION	ACTUAL EXPENDITURE	EXPENDITURE OVER + OR UNDER - APPROVED ESTIMATES	EXPENDITURE OVER + OR UNDER - WARRANTED PROVISION
0500	Ministry of Agricultural Development and Food Security					
0511	Department of Agricultural Research Statistics and Policy Development					
00110	Salaries and Allowances					
00111	Basic Salary	13,477,460	14,051,132	13,957,212	479,752	-93,920
00112	Allowances (Salaries and Wages)	3,369,380	3,694,192	3,657,504	288,124	-36,688
00114	Casual Labour (Salaries and Allowances)	51,500	1,234	1,234	-50,266	0
00115	Temporary Assistance (Salaries and Allowances)	709,460	0	0	-709,460	0
00124	Leave Travel Concession	100,950	80,950	56,712	-44,238	-24,238
00139	Overtime Allowances	0	99,000	88,137	88,137	-10,863
Total Parent Account	00110	17,708,750	17,926,508	17,760,799	52,049	-165,709
00200	Travelling and Transport (Internal)					
00201	Transportation Costs (Internal Travel)	40,000	40,000	39,334	-666	-666
00202	Subsistence Costs (Internal Travel)	150,000	203,000	196,543	46,543	-6,457
00203	Freight (Internal Travel)	2,000	0	0	-2,000	0
00204	Petrol, Oil and Lubricants (Internal Travel)	155,000	207,000	206,087	51,087	-913
00206	Hire Charges	20,000	0	0	-20,000	0
00207	Accidents Charges	10,000	0	0	-10,000	0
00208	Driver Charges	5,000	0	0	-5,000	0
Total Parent Account	00200	382,000	450,000	441,964	59,964	-8,036
00300	Travelling and Transport (External)					
00301	Transportation Costs (External Travel)	100,000	87,000	72,285	-27,716	-14,716
00302	Subsistence Costs (External Travel)	150,000	242,000	218,687	68,687	-23,313
Total Parent Account	00300	250,000	329,000	290,971	40,971	-38,029
00400	General Expenses and Supplies					
00401	Advertising and Publicity	4,000	0	0	-4,000	0
00405	Domestic and Household Requisites	40,000	119,565	119,565	79,565	0
00409	Incidental Expenses (General Expenses)	35,000	41,030	40,983	5,983	-47
00414	Office Supplies (General Expenses and Supplies)	50,000	199,244	199,244	149,244	0
00417	Postal Charges (General Expenses and Supplies)	45,000	8,000	6,900	-38,100	-1,100
00422	Service Charges	100,000	154,000	153,198	53,198	-802
00423	Uniforms and Protective Clothing	35,000	103,100	99,660	64,660	-3,440
00432	Printing Charges	40,000	44,000	39,999	-2	-4,002
Total Parent Account	00400	349,000	668,939	659,548	310,548	-9,391
00500	Departmental Services					
00541	Stores	5,000	4,476	4,476	-525	0
00545	Vehicle Tool Replacements	20,000	18,950	18,941	-1,059	-9
Total Parent Account	00500	25,000	23,426	23,417	-1,583	-9

**STATEMENT OF RECURRENT EXPENDITURE FOR THE YEAR ENDED 31 MARCH , 2019
AS COMPARED WITH THE ESTIMATES**

(Figures in Pula)

MIN DEPT PARENT A/C CHILD A/C	DETAILS	APPROVED ESTIMATES	WARRANTED PROVISION	ACTUAL EXPENDITURE	EXPENDITURE OVER + OR UNDER - APPROVED ESTIMATES	EXPENDITURE OVER + OR UNDER - WARRANTED PROVISION
0500	Ministry of Agricultural Development and Food Security					
0511	Department of Agricultural Research Statistics and Policy Development					
00700	Maintenance and Running (Equipment)					
00701	Air Conditioning and Refrigeration Equipment	3,000	9,085	7,230	4,230	-1,854
00704	Camping Equipment	3,000	2,464	2,464	-536	0
00707	Fire Fighting Equipment (Maint. and Running-Equip.)	2,000	0	0	-2,000	0
00712	Office Equipment (Maintenance and Running Equip.)	3,000	10	0	-3,000	-10
Total Parent Account	00700	11,000	11,559	9,694	-1,306	-1,864
00800	Maintenance and Running Expenses (Other)					
00805	Furniture (Maint and Running Exp - Other)	2,000	0	0	-2,000	0
00814	Minor Works (Maint and Running Exp - Other)	2,000	946	0	-2,000	-946
Total Parent Account	00800	4,000	946	0	-4,000	-946
01200	Training					
01202	Courses (Training)	41,660	27,967	27,967	-13,693	0
01217	Performance Management System	3,000	0	0	-3,000	0
Total Parent Account	01200	44,660	27,967	27,967	-16,693	0
01300	Councils, Conferences and Exhibitions					
01422	Seminars and Workshops committee Conferences	148,400	168,050	159,561	11,161	-8,489
Total Parent Account	01300	148,400	168,050	159,561	11,161	-8,489
04300	Special Expenditure					
04303	Air Conditioners	2,000	0	0	-2,000	0
04305	Audio - Visual Aid Equipment	2,000	10	0	-2,000	-10
04309	Camping and Weather Protection Equipment	10,000	0	0	-10,000	0
04312	Field Instruments	5,000	0	0	-5,000	0
04313	Fire Fighting Equipment (Special Expenditure)	2,800	0	0	-2,800	0
04314	Furniture and Equipment	10,000	2,706	2,706	-7,294	0
04317	Household and Domestic Equip	5,000	0	0	-5,000	0
04321	Office Equipment (Special Expenditure)	5,000	6,030	6,030	1,030	0
Total Parent Account	04300	41,800	8,746	8,736	-33,064	-10
0501	Headquarters (MoA)	464,611,910	423,412,430	421,040,813	-43,571,097	-2,371,617
0503	Department of Crop Production and Forestry	202,193,510	207,744,139	205,522,772	3,329,262	-2,221,368
0504	Department of Agricultural Research	84,813,140	104,037,655	102,713,376	17,900,236	-1,324,280
0507	Department of Animal Production	117,832,750	114,564,588	112,964,119	-4,868,631	-1,600,469
0509	Department of Agricultural Business Promotions	31,131,690	32,407,405	31,770,413	638,723	-636,992

**STATEMENT OF RECURRENT EXPENDITURE FOR THE YEAR ENDED 31 MARCH , 2019
AS COMPARED WITH THE ESTIMATES**

(Figures in Pula)

MIN DEPT PARENT A/C CHILD A/C	DETAILS	APPROVED ESTIMATES	WARRANTED PROVISION	ACTUAL EXPENDITURE	EXPENDITURE OVER + OR UNDER - APPROVED ESTIMATES	EXPENDITURE OVER + OR UNDER - WARRANTED PROVISION
0500	Ministry of Agricultural Development and Food Security					
0510	Department of Veterinary Services	418,159,310	435,925,562	429,001,782	10,842,472	-6,923,781
0511	Department of Agricultural Research Statistics and Policy Development	18,964,610	19,615,140	19,382,658	418,048	-232,482
TOTAL	Ministry of Agricultural Development and Food Security	1,337,706,920	1,337,706,920	1,322,395,932	-15,310,988	-15,310,988

**STATEMENT OF RECURRENT EXPENDITURE FOR THE YEAR ENDED 31 MARCH , 2019
AS COMPARED WITH THE ESTIMATES**

(Figures in Pula)

MIN DEPT PARENT A/C CHILD A/C	DETAILS	APPROVED ESTIMATES	WARRANTED PROVISION	ACTUAL EXPENDITURE	EXPENDITURE OVER + OR UNDER - APPROVED ESTIMATES	EXPENDITURE OVER + OR UNDER - WARRANTED PROVISION
0600	Ministry of Basic Education					
0601	Headquarters (MOBE)					
00110	Salaries and Allowances					
00111	Basic Salary	436,055,710	443,655,710	443,624,387	7,568,677	-31,323
00112	Allowances (Salaries and Wages)	21,447,620	74,726,940	67,032,046	45,584,426	-7,694,894
00114	Casual Labour (Salaries and Allowances)	90,000	0	0	-90,000	0
00115	Temporary Assistance (Salaries and Allowances)	616,880	343,710	343,708	-273,172	-2
00124	Leave Travel Concession	82,380	74,330	74,327	-8,053	-3
00127	Temporary Teachers	0	0	-13,355	-13,355	-13,355
00132	Minister's Maids/Gardener's refunds	44,980	68,330	68,328	23,348	-2
00139	Overtime Allowances	0	44,325,519	41,080,374	41,080,374	-3,245,145
Total Parent Account	00110	458,337,570	563,194,539	552,209,815	93,872,245	-10,984,724
00160	Pensions, Gratuities and Compensations					
00164	Gratuities - Contract Officers	5,760,650	2,827,470	2,600,422	-3,160,228	-227,048
Total Parent Account	00160	5,760,650	2,827,470	2,600,422	-3,160,228	-227,048
00200	Travelling and Transport (Internal)					
00201	Transportation Costs (Internal Travel)	1,500,000	784,010	775,498	-724,502	-8,512
00202	Subsistence Costs (Internal Travel)	3,000,000	3,576,150	3,317,244	317,244	-258,906
00204	Petrol, Oil and Lubricants (Internal Travel)	2,325,000	6,413,429	6,413,429	4,088,429	0
00206	Hire Charges	570,330	41,800	41,792	-528,538	-8
00207	Accidents Charges	16,350	0	0	-16,350	0
00208	Driver Charges	158,750	0	0	-158,750	0
Total Parent Account	00200	7,570,430	10,815,389	10,547,962	2,977,532	-267,427
00300	Travelling and Transport (External)					
00301	Transportation Costs (External Travel)	1,000,000	1,778,553	1,763,732	763,732	-14,821
00302	Subsistence Costs (External Travel)	2,000,000	3,070,813	2,950,045	950,045	-120,768
Total Parent Account	00300	3,000,000	4,849,366	4,713,777	1,713,777	-135,589
00400	General Expenses and Supplies					
00401	Advertising and Publicity	804,000	766,540	762,851	-41,149	-3,689
00405	Domestic and Household Requisites	364,560	165,300	165,291	-199,269	-9
00409	Incidental Expenses (General Expenses)	271,550	723,060	700,949	429,399	-22,111
00414	Office Supplies (General Expenses and Supplies)	800,000	876,790	844,615	44,615	-32,175
00417	Postal Charges (General Expenses and Supplies)	2,500,000	3,957,080	3,957,077	1,457,077	-3
00421	Recruitment Expenses	429,500	61,550	61,544	-367,956	-6
00422	Service Charges	8,019,430	11,854,570	10,138,384	2,118,954	-1,716,186
00423	Uniforms and Protective Clothing	208,780	48,230	35,255	-173,525	-12,975
00432	Printing Charges	95,000	2,225,450	2,225,444	2,130,444	-6
Total Parent Account	00400	13,492,820	20,678,570	18,891,411	5,398,591	-1,787,159

**STATEMENT OF RECURRENT EXPENDITURE FOR THE YEAR ENDED 31 MARCH , 2019
AS COMPARED WITH THE ESTIMATES**

(Figures in Pula)

MIN DEPT PARENT A/C CHILD A/C	DETAILS	APPROVED ESTIMATES	WARRANTED PROVISION	ACTUAL EXPENDITURE	EXPENDITURE OVER + OR UNDER - APPROVED ESTIMATES	EXPENDITURE OVER + OR UNDER - WARRANTED PROVISION
0600	Ministry of Basic Education					
0601	Headquarters (MOBE)					
00500	Departmental Services					
00503	Consultancies (Investigation and Research)	200,000	0	0	-200,000	0
00572	Rents:Offices	11,018,690	14,520,600	13,734,776	2,716,086	-785,825
Total Parent Account	00500	11,218,690	14,520,600	13,734,776	2,516,086	-785,825
00700	Maintenance and Running (Equipment)					
00701	Air Conditioning and Refrigeration Equipment	367,530	0	0	-367,530	0
00707	Fire Fighting Equipment (Maint. and Running- Equip.)	52,360	41,680	41,679	-10,682	-2
00712	Office Equipment (Maintenance and Running Equip.)	117,720	124,200	102,695	-15,025	-21,505
00717	Sub-Contracted Repairs	1,425,000	1,545,186	1,447,174	22,174	-98,012
00718	Vehicles and Plant Maintenance	400,000	132,050	128,264	-271,736	-3,786
00724	Computer Systems Consumables	66,000	59,280	59,274	-6,726	-6
00725	Computer Systems Maintenance	2,575,000	3,681,030	3,616,625	1,041,625	-64,405
Total Parent Account	00700	5,003,610	5,583,426	5,395,711	392,101	-187,715
00800	Maintenance and Running Expenses (Other)					
00803	Buildings (Maint and Running Exp - Other)	22,649,680	35,332,010	35,220,065	12,570,385	-111,945
00806	Grounds (Maint and Running Exp - Other)	150,000	171,940	165,050	15,050	-6,890
Total Parent Account	00800	22,799,680	35,503,950	35,385,116	12,585,436	-118,834
00900	Institutional Running Expenses					
00902	Books, Library and Texts	8,000	0	0	-8,000	0
Total Parent Account	00900	8,000	0	0	-8,000	0
01100	Government Hospitality					
01101	Official Receptions	90,000	255,570	244,562	154,562	-11,008
Total Parent Account	01100	90,000	255,570	244,562	154,562	-11,008
01200	Training					
01201	Allowances (Training)	1,000,000	4,223,090	4,223,080	3,223,080	-10
01202	Courses (Training)	1,703,160	10,120,540	10,045,493	8,342,333	-75,047
01207	Materials (Training)	105,000	35,330	35,330	-69,670	0
Total Parent Account	01200	2,808,160	14,378,960	14,303,903	11,495,743	-75,057
01300	Councils, Conferences and Exhibitions					
01422	Seminars and Workshops committee Conferences	1,500,000	1,373,300	1,266,123	-233,877	-107,177
01438	Trade Fairs Agricultural Shows and Exhibitions	300,000	70,110	70,108	-229,892	-2
Total Parent Account	01300	1,800,000	1,443,410	1,336,230	-463,770	-107,180
01700	Grants Subventions and Other Payments					
01738	Botswana Education Research Association	209,000	506,000	506,000	297,000	0
01753	Botswana Teachers' Day Celebrations	1,376,290	639,310	639,228	-737,062	-82

**STATEMENT OF RECURRENT EXPENDITURE FOR THE YEAR ENDED 31 MARCH , 2019
AS COMPARED WITH THE ESTIMATES**

(Figures in Pula)

MIN DEPT PARENT A/C CHILD A/C	DETAILS	APPROVED ESTIMATES	WARRANTED PROVISION	ACTUAL EXPENDITURE	EXPENDITURE OVER + OR UNDER - APPROVED ESTIMATES	EXPENDITURE OVER + OR UNDER - WARRANTED PROVISION
0600	Ministry of Basic Education					
0601	Headquarters (MOBE)					
01700	Grants Subventions and Other Payments					
01758	Bursaries For Disabled	3,000,000	1,592,100	1,487,380	-1,512,620	-104,720
01816	Francistown School for the Deaf	2,946,400	2,715,600	2,715,556	-230,844	-44
01858	Lephoi Centre for the Blind	2,693,870	1,977,700	1,977,698	-716,172	-2
01864	Mochudi Resource Centre for the Blind	2,692,510	2,692,510	2,692,510	0	0
01865	Motse Wa Badiri	4,029,900	4,029,900	4,029,900	0	0
01866	Motswedi Rehabilitation Centre	3,539,530	3,200,330	3,200,305	-339,225	-25
01892	Pudulogong Rehabilitation Centre for the Blind	4,029,900	4,029,900	4,029,900	0	0
01893	Ramotswa School for the Deaf	3,085,460	3,085,460	3,085,460	0	0
01921	Sekole Sa Annestine	300,000	0	0	-300,000	0
01934	Tlamelong Rehabilitation Centre	600,000	0	0	-600,000	0
01938	Thuto Boswa	2,023,000	1,011,510	1,011,500	-1,011,500	-10
01967	Workmen's Compensation	500,000	2,480,050	2,375,566	1,875,566	-104,484
01981	Legodimo Skills Training Centre	2,860,580	2,860,580	2,860,580	0	0
02008	Tshidilo Project	267,120	0	0	-267,120	0
02033	Camphill community, Rankoromane	3,316,400	3,316,400	3,316,400	0	0
02055	Botswana Examinations Council (BEC)	226,082,540	261,868,300	261,868,216	35,785,676	-84
02059	Bana ba Metsi School	2,928,000	2,928,000	2,928,000	0	0
02081	Art and Culture Grants	0	100,000	100,000	100,000	0
02088	Excellence Awards: Rewards & Incentives	685,050	0	0	-685,050	0
02108	Junior Achievement Botswana	2,000,000	2,000,000	2,000,000	0	0
02154	Botswana Scripture Union	0	1,530,001	1,530,000	1,530,000	-1
02155	Botswana Scouts Association	0	130,000	130,000	130,000	0
02170	The National Parents Teachers Association	0	200,000	200,000	200,000	0
Total Parent Account 01700		269,165,550	302,893,651	302,684,199	33,518,649	-209,452
04300	Special Expenditure					
04303	Air Conditioners	410,000	219,690	219,681	-190,319	-9
04305	Audio - Visual Aid Equipment	150,000	0	0	-150,000	0
04314	Furniture and Equipment	2,985,540	1,160,610	1,068,416	-1,917,124	-92,194
04316	Graphic Design Equipment	300,000	0	0	-300,000	0
04317	Household and Domestic Equip	491,620	62,860	62,860	-428,760	0
04321	Office Equipment (Special Expenditure)	6,900	0	0	-6,900	0
04333	Vehicles (Special Expenditure)	15,560,020	15,496,270	15,496,264	-63,756	-6
04349	Computer Replacement	300,000	223,500	223,497	-76,503	-3
Total Parent Account 04300		20,204,080	17,162,930	17,070,717	-3,133,363	-92,213

**STATEMENT OF RECURRENT EXPENDITURE FOR THE YEAR ENDED 31 MARCH , 2019
AS COMPARED WITH THE ESTIMATES**

(Figures in Pula)

MIN DEPT PARENT A/C CHILD A/C	DETAILS	APPROVED ESTIMATES	WARRANTED PROVISION	ACTUAL EXPENDITURE	EXPENDITURE OVER + OR UNDER - APPROVED ESTIMATES	EXPENDITURE OVER + OR UNDER - WARRANTED PROVISION
0600	Ministry of Basic Education					
0604	Department of Out of School Education and Training					
00110	Salaries and Allowances					
00111	Basic Salary	38,335,780	43,335,780	43,307,251	4,971,471	-28,529
00112	Allowances (Salaries and Wages)	1,600,000	2,367,700	2,279,022	679,022	-88,678
00114	Casual Labour (Salaries and Allowances)	0	10,000	9,872	9,872	-128
00115	Temporary Assistance (Salaries and Allowances)	150,000	256,360	254,955	104,955	-1,404
00124	Leave Travel Concession	20,000	35,670	35,668	15,668	-2
00139	Overtime Allowances	0	1,177,300	1,145,772	1,145,772	-31,528
Total Parent Account	00110	40,105,780	47,182,810	47,032,540	6,926,760	-150,270
00200	Travelling and Transport (Internal)					
00201	Transportation Costs (Internal Travel)	75,000	152,581	151,660	76,660	-921
00202	Subsistence Costs (Internal Travel)	200,000	991,937	977,961	777,961	-13,975
00204	Petrol, Oil and Lubricants (Internal Travel)	871,440	871,440	476,265	-395,175	-395,175
00206	Hire Charges	600,000	7,720	7,711	-592,290	-10
00207	Accidents Charges	100,000	0	0	-100,000	0
00208	Driver Charges	30,760	0	0	-30,760	0
Total Parent Account	00200	1,877,200	2,023,678	1,613,597	-263,603	-410,081
00300	Travelling and Transport (External)					
00301	Transportation Costs (External Travel)	44,800	0	0	-44,800	0
00302	Subsistence Costs (External Travel)	50,000	43,377	38,280	-11,720	-5,097
Total Parent Account	00300	94,800	43,377	38,280	-56,520	-5,097
00400	General Expenses and Supplies					
00401	Advertising and Publicity	50,000	35,110	35,106	-14,894	-4
00405	Domestic and Household Requisites	70,000	331,378	331,374	261,374	-4
00409	Incidental Expenses (General Expenses)	25,000	99,485	94,867	69,867	-4,618
00414	Office Supplies (General Expenses and Supplies)	100,000	325,150	325,131	225,131	-19
00417	Postal Charges (General Expenses and Supplies)	170,000	77,719	77,719	-92,281	0
00422	Service Charges	100,000	589,960	589,960	489,960	0
00423	Uniforms and Protective Clothing	20,000	17,490	17,489	-2,511	-1
00432	Printing Charges	125,000	125,000	124,984	-16	-16
Total Parent Account	00400	660,000	1,601,292	1,596,631	936,631	-4,662
00500	Departmental Services					
00503	Consultancies (Investigation and Research)	7,500,000	1,215,503	1,192,402	-6,307,598	-23,101
Total Parent Account	00500	7,500,000	1,215,503	1,192,402	-6,307,598	-23,101
00700	Maintenance and Running (Equipment)					
00701	Air Conditioning and Refrigeration Equipment	0	97,666	97,666	97,666	0
00707	Fire Fighting Equipment (Maint. and Running-Equip.)	0	39,050	39,040	39,040	-10

**STATEMENT OF RECURRENT EXPENDITURE FOR THE YEAR ENDED 31 MARCH , 2019
AS COMPARED WITH THE ESTIMATES**

(Figures in Pula)

MIN DEPT PARENT A/C CHILD A/C	DETAILS	APPROVED ESTIMATES	WARRANTED PROVISION	ACTUAL EXPENDITURE	EXPENDITURE OVER + OR UNDER - APPROVED ESTIMATES	EXPENDITURE OVER + OR UNDER - WARRANTED PROVISION
0600	Ministry of Basic Education					
0604	Department of Out of School Education and Training					
00700	Maintenance and Running (Equipment)					
00712	Office Equipment (Maintenance and Running Equip.)	15,000	0	0	-15,000	0
00717	Sub-Contracted Repairs	70,000	65,582	65,580	-4,420	-2
00718	Vehicles and Plant Maintenance	25,000	18,349	18,349	-6,651	0
00724	Computer Systems Consumables	5,000	0	0	-5,000	0
Total Parent Account	00700	115,000	220,647	220,635	105,635	-12
00800	Maintenance and Running Expenses (Other)					
00806	Grounds (Maint and Running Exp - Other)	0	26,430	26,429	26,429	-1
Total Parent Account	00800	0	26,430	26,429	26,429	-1
00900	Institutional Running Expenses					
00902	Books, Library and Texts	0	49,210	49,200	49,200	-10
00907	Food	11,027,810	98	0	-11,027,810	-98
00909	Maintenance of Buildings	0	99,908	99,908	99,908	0
00922	Teaching Requisites	0	49,410	49,400	49,400	-10
00933	Books: Students	3,150,000	1,123,912	1,123,912	-2,026,088	0
Total Parent Account	00900	14,177,810	1,322,538	1,322,420	-12,855,390	-118
01200	Training					
01202	Courses (Training)	126,450	135,750	135,750	9,300	0
01207	Materials (Training)	50,000	69,830	69,821	19,821	-9
01208	Rations (Training)	0	300,639	297,251	297,251	-3,388
01212	In Service Training Unit	3,215,000	1,118,606	1,069,971	-2,145,029	-48,635
Total Parent Account	01200	3,391,450	1,624,825	1,572,793	-1,818,657	-52,032
01300	Councils, Conferences and Exhibitions					
01422	Seminars and Workshops committee Conferences	280,000	702,536	615,816	335,816	-86,720
01425	Social Mobilisation/Literacy Day	216,170	155,030	155,029	-61,142	-2
01438	Trade Fairs Agricultural Shows and Exhibitions	38,000	0	0	-38,000	0
Total Parent Account	01300	534,170	857,566	770,844	236,674	-86,722
04300	Special Expenditure					
04313	Fire Fighting Equipment (Special Expenditure)	7,000	0	0	-7,000	0
04314	Furniture and Equipment	18,000	77,900	77,899	59,899	-1
04349	Computer Replacement	50,000	20,036	20,036	-29,964	0
Total Parent Account	04300	75,000	97,936	97,935	22,935	-1
0605	Department of Curriculum Development and Evaluation					
00110	Salaries and Allowances					
00111	Basic Salary	14,370,120	14,230,120	14,122,669	-247,451	-107,451
00112	Allowances (Salaries and Wages)	950,420	690,420	667,126	-283,294	-23,294
00114	Casual Labour (Salaries and Allowances)	50,860	0	0	-50,860	0
00115	Temporary Assistance	499,390	249,390	189,517	-309,873	-59,873

**STATEMENT OF RECURRENT EXPENDITURE FOR THE YEAR ENDED 31 MARCH , 2019
AS COMPARED WITH THE ESTIMATES**

(Figures in Pula)

MIN DEPT PARENT A/C CHILD A/C	DETAILS	APPROVED ESTIMATES	WARRANTED PROVISION	ACTUAL EXPENDITURE	EXPENDITURE OVER + OR UNDER - APPROVED ESTIMATES	EXPENDITURE OVER + OR UNDER - WARRANTED PROVISION
0600	Ministry of Basic Education					
0605	Department of Curriculum Development and Evaluation					
00110	Salaries and Allowances (Salaries and Allowances)					
00124	Leave Travel Concession	52,610	57,610	50,189	-2,421	-7,421
00139	Overtime Allowances	0	105,000	114,614	114,614	9,614
Total Parent Account	00110	15,923,400	15,332,540	15,144,114	-779,286	-188,426
00200	Travelling and Transport (Internal)					
00201	Transportation Costs (Internal Travel)	90,000	89,885	58,380	-31,620	-31,505
00202	Subsistence Costs (Internal Travel)	1,250,000	936,020	814,852	-435,148	-121,168
00204	Petrol, Oil and Lubricants (Internal Travel)	400,000	200,000	173,854	-226,146	-26,146
00206	Hire Charges	29,400	0	0	-29,400	0
00207	Accidents Charges	20,710	20,710	6,879	-13,831	-13,831
00208	Driver Charges	50,000	5,000	0	-50,000	-5,000
Total Parent Account	00200	1,840,110	1,251,615	1,053,964	-786,146	-197,650
00300	Travelling and Transport (External)					
00301	Transportation Costs (External Travel)	90,000	0	0	-90,000	0
00302	Subsistence Costs (External Travel)	97,200	140,304	122,797	25,597	-17,507
Total Parent Account	00300	187,200	140,304	122,797	-64,403	-17,507
00400	General Expenses and Supplies					
00401	Advertising and Publicity	60,000	22,912	22,912	-37,088	0
00405	Domestic and Household Requisites	100,000	86,004	86,062	-13,938	58
00409	Incidental Expenses (General Expenses)	60,000	51,374	49,489	-10,511	-1,885
00414	Office Supplies (General Expenses and Supplies)	320,000	298,877	293,800	-26,200	-5,078
00417	Postal Charges (General Expenses and Supplies)	560,800	553,465	553,465	-7,335	0
00422	Service Charges	346,280	1,288,609	1,346,817	1,000,537	58,208
00423	Uniforms and Protective Clothing	23,300	20,522	20,522	-2,778	0
00432	Printing Charges	1,700,000	176,077	176,077	-1,523,923	0
Total Parent Account	00400	3,170,380	2,497,841	2,549,145	-621,235	51,303
00500	Departmental Services					
00541	Stores	10	10	0	-10	-10
Total Parent Account	00500	10	10	0	-10	-10
00700	Maintenance and Running (Equipment)					
00707	Fire Fighting Equipment (Maint. and Running- Equip.)	5,000	0	0	-5,000	0
00712	Office Equipment (Maintenance and Running Equip.)	60,000	0	0	-60,000	0
00714	Recording and Visual Aid Equipment	60,000	0	0	-60,000	0
00717	Sub-Contracted Repairs	23,000	136,224	136,223	113,223	-1
00718	Vehicles and Plant Maintenance	130,000	116,807	113,895	-16,105	-2,911

**STATEMENT OF RECURRENT EXPENDITURE FOR THE YEAR ENDED 31 MARCH , 2019
AS COMPARED WITH THE ESTIMATES**

(Figures in Pula)

MIN DEPT PARENT A/C CHILD A/C	DETAILS	APPROVED ESTIMATES	WARRANTED PROVISION	ACTUAL EXPENDITURE	EXPENDITURE OVER + OR UNDER - APPROVED ESTIMATES	EXPENDITURE OVER + OR UNDER - WARRANTED PROVISION
0600	Ministry of Basic Education					
0605	Department of Curriculum Development and Evaluation					
00700	Maintenance and Running (Equipment)					
00724	Computer Systems Consumables	55,000	53,500	53,496	-1,504	-4
Total Parent Account	00700	333,000	306,531	303,614	-29,386	-2,916
00800	Maintenance and Running Expenses (Other)					
00806	Grounds (Maint and Running Exp - Other)	12,000	0	0	-12,000	0
00814	Minor Works (Maint and Running Exp - Other)	40,000	20,000	14,464	-25,536	-5,536
Total Parent Account	00800	52,000	20,000	14,464	-37,536	-5,536
00900	Institutional Running Expenses					
00902	Books, Library and Texts	40,000	36,187	35,936	-4,065	-251
Total Parent Account	00900	40,000	36,187	35,936	-4,065	-251
01200	Training					
01202	Courses (Training)	300,000	133,945	133,945	-166,055	0
01208	Rations (Training)	35,000	24,866	24,866	-10,134	0
01209	Students and Tutors Travelling Exp.(Training)	230,000	175,400	183,957	-46,043	8,557
Total Parent Account	01200	565,000	334,211	342,768	-222,232	8,557
01300	Councils, Conferences and Exhibitions					
01422	Seminars and Workshops committee Conferences	700,000	597,877	578,545	-121,455	-19,331
01438	Trade Fairs Agricultural Shows and Exhibitions	40,000	0	0	-40,000	0
Total Parent Account	01300	740,000	597,877	578,545	-161,455	-19,331
01700	Grants Subventions and Other Payments					
01967	Workmen's Compensation	10	10	0	-10	-10
Total Parent Account	01700	10	10	0	-10	-10
04300	Special Expenditure					
04314	Furniture and Equipment	40,000	5,030	5,026	-34,974	-4
04317	Household and Domestic Equip	10,000	19,464	17,928	7,928	-1,536
04321	Office Equipment (Special Expenditure)	80,000	0	0	-80,000	0
04349	Computer Replacement	100,000	97,220	97,220	-2,780	0
Total Parent Account	04300	230,000	121,714	120,174	-109,826	-1,540
0606	Department of Teaching Service Management					
00110	Salaries and Allowances					
00111	Basic Salary	4,727,677,400	4,548,969,696	4,550,381,026	-177,296,374	1,411,330
00112	Allowances (Salaries and Wages)	282,191,550	367,982,050	368,701,324	86,509,774	719,274
00115	Temporary Assistance (Salaries and Allowances)	466,320	266,320	210,316	-256,004	-56,004
00124	Leave Travel Concession	57,680	57,680	37,654	-20,026	-20,026
00139	Overtime Allowances	0	60,078,215	63,431,287	63,431,287	3,353,072
Total Parent Account	00110	5,010,392,950	4,977,353,961	4,982,761,607	-27,631,343	5,407,647

**STATEMENT OF RECURRENT EXPENDITURE FOR THE YEAR ENDED 31 MARCH , 2019
AS COMPARED WITH THE ESTIMATES**

(Figures in Pula)

MIN DEPT PARENT A/C CHILD A/C	DETAILS	APPROVED ESTIMATES	WARRANTED PROVISION	ACTUAL EXPENDITURE	EXPENDITURE OVER + OR UNDER - APPROVED ESTIMATES	EXPENDITURE OVER + OR UNDER - WARRANTED PROVISION
0600	Ministry of Basic Education					
0606	Department of Teaching Service Management					
00160	Pensions, Gratuities and Compensations					
00164	Gratuities - Contract Officers	7,138,110	7,138,110	6,940,609	-197,501	-197,501
Total Parent Account	00160	7,138,110	7,138,110	6,940,609	-197,501	-197,501
00200	Travelling and Transport (Internal)					
00201	Transportation Costs (Internal Travel)	350,000	157,162	151,469	-198,531	-5,693
00202	Subsistence Costs (Internal Travel)	305,780	205,780	161,609	-144,171	-44,171
00204	Petrol, Oil and Lubricants (Internal Travel)	100,000	0	0	-100,000	0
Total Parent Account	00200	755,780	362,942	313,078	-442,702	-49,864
00300	Travelling and Transport (External)					
00301	Transportation Costs (External Travel)	200,000	195,292	195,292	-4,708	0
00302	Subsistence Costs (External Travel)	200,000	0	0	-200,000	0
00303	Appointment and Termination Fares	0	1,574,540	1,570,715	1,570,715	-3,825
Total Parent Account	00300	400,000	1,769,832	1,766,007	1,366,007	-3,825
00400	General Expenses and Supplies					
00401	Advertising and Publicity	80,000	22,931	0	-80,000	-22,931
00405	Domestic and Household Requisites	100,000	180,000	179,049	79,049	-952
00409	Incidental Expenses (General Expenses)	150,000	137,500	121,629	-28,371	-15,871
00414	Office Supplies (General Expenses and Supplies)	500,000	942,400	910,883	410,883	-31,517
00417	Postal Charges (General Expenses and Supplies)	500,000	469,070	469,069	-30,931	-1
00422	Service Charges	10,000	0	0	-10,000	0
00423	Uniforms and Protective Clothing	13,410	13,410	12,109	-1,301	-1,301
00432	Printing Charges	20,500	62,124	62,124	41,624	0
00436	Teachers Honours and Awards	400,000	212,000	211,020	-188,980	-980
Total Parent Account	00400	1,773,910	2,039,435	1,965,882	191,972	-73,553
00700	Maintenance and Running (Equipment)					
00712	Office Equipment (Maintenance and Running Equip.)	200,000	2,560	2,560	-197,440	0
00717	Sub-Contracted Repairs	20,000	0	0	-20,000	0
00718	Vehicles and Plant Maintenance	80,000	0	0	-80,000	0
00724	Computer Systems Consumables	300,000	0	0	-300,000	0
Total Parent Account	00700	600,000	2,560	2,560	-597,440	0
00800	Maintenance and Running Expenses (Other)					
00814	Minor Works (Maint and Running Exp - Other)	350,000	0	0	-350,000	0
Total Parent Account	00800	350,000	0	0	-350,000	0

**STATEMENT OF RECURRENT EXPENDITURE FOR THE YEAR ENDED 31 MARCH , 2019
AS COMPARED WITH THE ESTIMATES**

(Figures in Pula)

MIN DEPT PARENT A/C CHILD A/C	DETAILS	APPROVED ESTIMATES	WARRANTED PROVISION	ACTUAL EXPENDITURE	EXPENDITURE OVER + OR UNDER - APPROVED ESTIMATES	EXPENDITURE OVER + OR UNDER - WARRANTED PROVISION
0600	Ministry of Basic Education					
0606	Department of Teaching Service Management					
01200	Training					
01212	In Service Training Unit	59,175,420	27,148,550	27,490,202	-31,685,218	341,652
Total Parent Account	01200	59,175,420	27,148,550	27,490,202	-31,685,218	341,652
01300	Councils, Conferences and Exhibitions					
01422	Seminars and Workshops committee Conferences	550,000	271,400	242,222	-307,778	-29,178
Total Parent Account	01300	550,000	271,400	242,222	-307,778	-29,178
01700	Grants Subventions and Other Payments					
01753	Botswana Teachers' Day Celebrations	200,000	143,000	122,259	-77,741	-20,741
02172	Transfer Value - Pension Liability	0	10,106,358	4,438,004	4,438,004	-5,668,355
Total Parent Account	01700	200,000	10,249,358	4,560,263	4,360,263	-5,689,095
04300	Special Expenditure					
04314	Furniture and Equipment	16,059,890	65,940	65,940	-15,993,950	0
04317	Household and Domestic Equip	3,232,780	17,780	16,644	-3,216,136	-1,136
04321	Office Equipment (Special Expenditure)	3,302,780	418,400	189,047	-3,113,733	-229,353
04349	Computer Replacement	3,326,780	0	0	-3,326,780	0
Total Parent Account	04300	25,922,230	502,120	271,631	-25,650,599	-230,489
0607	Department of Pre and Primary					
00110	Salaries and Allowances					
00111	Basic Salary	15,485,050	14,315,050	14,332,773	-1,152,277	17,723
00112	Allowances (Salaries and Wages)	1,907,600	1,007,600	1,025,592	-882,008	17,992
00114	Casual Labour (Salaries and Allowances)	15,000	12,470	12,470	-2,530	0
00115	Temporary Assistance (Salaries and Allowances)	20,000	54,000	35,897	15,897	-18,103
00124	Leave Travel Concession	61,170	12,540	12,540	-48,630	0
00139	Overtime Allowances	0	527,000	525,361	525,361	-1,639
Total Parent Account	00110	17,488,820	15,928,660	15,944,634	-1,544,186	15,973
00200	Travelling and Transport (Internal)					
00201	Transportation Costs (Internal Travel)	500,300	190,934	161,562	-338,738	-29,371
00202	Subsistence Costs (Internal Travel)	750,230	1,089,880	958,338	208,108	-131,542
00204	Petrol, Oil and Lubricants (Internal Travel)	228,800	7,100	4,040	-224,760	-3,060
00206	Hire Charges	726,800	40,250	40,250	-686,550	0
00207	Accidents Charges	50,000	0	0	-50,000	0
00208	Driver Charges	272,970	0	0	-272,970	0
Total Parent Account	00200	2,529,100	1,328,164	1,164,190	-1,364,910	-163,974
00300	Travelling and Transport (External)					
00301	Transportation Costs (External Travel)	43,090	37,500	37,500	-5,590	0
00302	Subsistence Costs (External Travel)	256,920	225,218	199,437	-57,483	-25,781
Total Parent Account	00300	300,010	262,718	236,937	-63,073	-25,781

**STATEMENT OF RECURRENT EXPENDITURE FOR THE YEAR ENDED 31 MARCH , 2019
AS COMPARED WITH THE ESTIMATES**

(Figures in Pula)

MIN DEPT PARENT A/C CHILD A/C	DETAILS	APPROVED ESTIMATES	WARRANTED PROVISION	ACTUAL EXPENDITURE	EXPENDITURE OVER + OR UNDER - APPROVED ESTIMATES	EXPENDITURE OVER + OR UNDER - WARRANTED PROVISION
0600	Ministry of Basic Education					
0607	Department of Pre and Primary					
00400	General Expenses and Supplies					
00401	Advertising and Publicity	108,280	149,280	149,276	40,996	-4
00405	Domestic and Household Requisites	37,560	99,798	99,798	62,238	0
00409	Incidental Expenses (General Expenses)	205,570	302,796	250,796	45,226	-52,001
00414	Office Supplies (General Expenses and Supplies)	121,340	259,101	259,101	137,761	0
00417	Postal Charges (General Expenses and Supplies)	2,148,350	3,278,109	3,278,101	1,129,751	-8
00422	Service Charges	1,382,570	116,456	116,456	-1,266,114	0
00423	Uniforms and Protective Clothing	59,390	46,737	46,607	-12,783	-130
00432	Printing Charges	285,400	95,704	95,704	-189,696	0
Total Parent Account	00400	4,348,460	4,347,982	4,295,839	-52,621	-52,143
00700	Maintenance and Running (Equipment)					
00707	Fire Fighting Equipment (Maint. and Running-Equip.)	10,240	0	0	-10,240	0
00712	Office Equipment (Maintenance and Running Equip.)	3,155,130	273,087	242,989	-2,912,141	-30,098
00717	Sub-Contracted Repairs	102,400	90,400	87,897	-14,503	-2,502
00718	Vehicles and Plant Maintenance	102,400	80,294	72,678	-29,722	-7,616
00724	Computer Systems Consumables	25,600	22,234	20,603	-4,997	-1,632
Total Parent Account	00700	3,395,770	466,015	424,167	-2,971,603	-41,847
00800	Maintenance and Running Expenses (Other)					
00814	Minor Works (Maint and Running Exp - Other)	85,600	3,836	3,836	-81,764	0
Total Parent Account	00800	85,600	3,836	3,836	-81,764	0
00900	Institutional Running Expenses					
00906	First Aid Equipment	5,120	4,977	4,977	-143	0
00913	Out of School Activities	2,758,860	8,846,128	8,846,128	6,087,268	0
00922	Teaching Requisites	61,440	0	0	-61,440	0
00933	Books: Students	76,800,000	775,359	775,359	-76,024,641	0
Total Parent Account	00900	79,625,420	9,626,464	9,626,464	-69,998,956	0
01200	Training					
01202	Courses (Training)	449,460	0	0	-449,460	0
Total Parent Account	01200	449,460	0	0	-449,460	0
01300	Councils, Conferences and Exhibitions					
01422	Seminars and Workshops committee Conferences	2,864,790	853,574	673,962	-2,190,828	-179,612
01438	Trade Fairs Agricultural Shows and Exhibitions	102,600	101,895	101,895	-705	0
Total Parent Account	01300	2,967,390	955,468	775,857	-2,191,533	-179,612
01700	Grants Subventions and Other Payments					
01803	Day Care Centre Programme	3,179,320	13,671,620	8,917,717	5,738,397	-4,753,903
Total Parent Account	01700	3,179,320	13,671,620	8,917,717	5,738,397	-4,753,903

**STATEMENT OF RECURRENT EXPENDITURE FOR THE YEAR ENDED 31 MARCH , 2019
AS COMPARED WITH THE ESTIMATES**

(Figures in Pula)

MIN DEPT PARENT A/C CHILD A/C	DETAILS	APPROVED ESTIMATES	WARRANTED PROVISION	ACTUAL EXPENDITURE	EXPENDITURE OVER + OR UNDER - APPROVED ESTIMATES	EXPENDITURE OVER + OR UNDER - WARRANTED PROVISION
0600	Ministry of Basic Education					
0607	Department of Pre and Primary					
04300	Special Expenditure					
04305	Audio - Visual Aid Equipment	51,200	0	0	-51,200	0
04313	Fire Fighting Equipment (Special Expenditure)	20,480	0	0	-20,480	0
04314	Furniture and Equipment	27,700	27,675	14,790	-12,910	-12,885
04317	Household and Domestic Equip	51,200	101,065	101,065	49,865	0
04321	Office Equipment (Special Expenditure)	102,400	100,605	100,605	-1,795	0
04349	Computer Replacement	51,200	46,816	46,816	-4,384	0
Total Parent Account	04300	304,180	276,161	263,276	-40,904	-12,885
0608	Department of Secondary Education					
00110	Salaries and Allowances					
00111	Basic Salary	22,349,980	14,699,980	14,434,505	-7,915,476	-265,476
00112	Allowances (Salaries and Wages)	1,514,140	1,599,140	1,551,298	37,158	-47,842
00114	Casual Labour (Salaries and Allowances)	4,545,740	4,308,828	4,057,804	-487,936	-251,024
00115	Temporary Assistance (Salaries and Allowances)	9,151,260	29,046,130	27,156,480	18,005,220	-1,889,650
00124	Leave Travel Concession	3,927,800	18,093,311	17,219,702	13,291,902	-873,609
00127	Temporary Teachers	154,705,770	226,765,720	218,409,014	63,703,244	-8,356,705
00139	Overtime Allowances	0	1,837,300	1,473,978	1,473,978	-363,322
Total Parent Account	00110	196,194,690	296,350,408	284,302,780	88,108,090	-12,047,628
00200	Travelling and Transport (Internal)					
00201	Transportation Costs (Internal Travel)	10,000,000	18,185,195	17,305,437	7,305,437	-879,758
00202	Subsistence Costs (Internal Travel)	20,000,000	39,197,833	35,244,535	15,244,535	-3,953,298
00204	Petrol, Oil and Lubricants (Internal Travel)	6,545,870	8,346,870	8,344,805	1,798,935	-2,065
00206	Hire Charges	13,350,000	13,630,840	13,129,620	-220,380	-501,220
00207	Accidents Charges	50,000	0	0	-50,000	0
00208	Driver Charges	50,000	2,130	2,128	-47,872	-2
Total Parent Account	00200	49,995,870	79,362,868	74,026,525	24,030,655	-5,336,343
00300	Travelling and Transport (External)					
00301	Transportation Costs (External Travel)	156,150	150,732	150,372	-5,778	-360
00302	Subsistence Costs (External Travel)	250,000	417,701	417,701	167,701	0
Total Parent Account	00300	406,150	568,433	568,073	161,923	-360
00400	General Expenses and Supplies					
00401	Advertising and Publicity	156,150	157,636	139,586	-16,564	-18,050
00405	Domestic and Household Requisites	208,200	1,078,597	1,093,250	885,050	14,653
00409	Incidental Expenses (General Expenses)	208,190	330,419	324,996	116,806	-5,423
00414	Office Supplies (General Expenses and Supplies)	852,780	4,481,991	4,395,496	3,542,716	-86,495
00417	Postal Charges (General Expenses and Supplies)	6,300,000	17,794,714	17,751,256	11,451,256	-43,457
00422	Service Charges	557,000,000	538,615,005	534,012,831	-22,987,169	-4,602,174

**STATEMENT OF RECURRENT EXPENDITURE FOR THE YEAR ENDED 31 MARCH , 2019
AS COMPARED WITH THE ESTIMATES**

(Figures in Pula)

MIN DEPT PARENT A/C CHILD A/C	DETAILS	APPROVED ESTIMATES	WARRANTED PROVISION	ACTUAL EXPENDITURE	EXPENDITURE OVER + OR UNDER - APPROVED ESTIMATES	EXPENDITURE OVER + OR UNDER - WARRANTED PROVISION
0600	Ministry of Basic Education					
0608	Department of Secondary Education					
00400	General Expenses and Supplies					
00423	Uniforms and Protective Clothing	1,084,560	1,480,786	1,430,882	346,322	-49,904
00432	Printing Charges	100,000	161,540	161,537	61,537	-3
Total Parent Account	00400	565,909,880	564,100,687	559,309,835	-6,600,045	-4,790,852
00700	Maintenance and Running (Equipment)					
00701	Air Conditioning and Refrigeration Equipment	1,500,000	653,114	632,783	-867,217	-20,331
00707	Fire Fighting Equipment (Maint. and Running-Equip.)	245,670	466,929	436,366	190,696	-30,563
00712	Office Equipment (Maintenance and Running Equip.)	4,000,000	22,824,905	22,628,164	18,628,164	-196,741
00716	Static Plant	187,380	77,635	77,635	-109,746	-1
00717	Sub-Contracted Repairs	624,600	8,916,766	8,408,416	7,783,816	-508,350
00718	Vehicles and Plant Maintenance	728,700	6,244,798	5,675,188	4,946,488	-569,610
00724	Computer Systems Consumables	266,490	358,248	328,786	62,296	-29,463
Total Parent Account	00700	7,552,840	39,542,396	38,187,337	30,634,497	-1,355,059
00800	Maintenance and Running Expenses (Other)					
00809	Livestock Maintenance (Maint and Running Exp - Other)	600,000	220,666	165,358	-434,642	-55,308
00814	Minor Works (Maint and Running Exp - Other)	1,009,770	804,138	747,757	-262,013	-56,382
Total Parent Account	00800	1,609,770	1,024,805	913,114	-696,656	-111,690
00900	Institutional Running Expenses					
00902	Books, Library and Texts	1,041,000	762,804	666,023	-374,977	-96,781
00903	Domestic Supplies	13,000,000	21,152,185	20,257,058	7,257,058	-895,126
00906	First Aid Equipment	1,561,500	1,001,062	938,483	-623,017	-62,579
00907	Food	488,794,860	344,361,211	333,999,219	-154,795,641	-10,361,992
00908	Laboratory Equipment (Institutional Running Expenses)	3,123,000	2,667,422	2,278,368	-844,632	-389,054
00909	Maintenance of Buildings	201,145,100	104,076,792	100,772,010	-100,373,090	-3,304,783
00911	Maintenance of Furniture and Equipment	0	901,065	817,357	817,357	-83,708
00912	Maintenance of Grounds	716,400	382,675	319,621	-396,779	-63,054
00913	Out of School Activities	2,082,000	1,605,910	1,463,316	-618,684	-142,594
00914	Materials for Practical Subjects	46,635,500	37,360,158	35,103,762	-11,531,738	-2,256,396
00921	Stationery Office School	44,648,500	63,347,060	61,234,152	16,585,652	-2,112,908
00922	Teaching Requisites	0	1,916	0	0	-1,916
00924	Uniforms and Protective	416,400	383,631	309,413	-106,987	-74,219
00933	Books: Students	21,540,230	81,549,032	78,970,950	57,430,720	-2,578,082
00935	Sports Equipment	4,517,300	4,468,460	4,269,849	-247,451	-198,611
Total Parent Account	00900	829,221,790	664,021,383	641,399,581	-187,822,209	-22,621,802

**STATEMENT OF RECURRENT EXPENDITURE FOR THE YEAR ENDED 31 MARCH , 2019
AS COMPARED WITH THE ESTIMATES**

(Figures in Pula)

MIN DEPT PARENT A/C CHILD A/C	DETAILS	APPROVED ESTIMATES	WARRANTED PROVISION	ACTUAL EXPENDITURE	EXPENDITURE OVER + OR UNDER - APPROVED ESTIMATES	EXPENDITURE OVER + OR UNDER - WARRANTED PROVISION
0600	Ministry of Basic Education					
0608	Department of Secondary Education					
01200	Training					
01202	Courses (Training)	86,020	7,220	7,150	-78,870	-70
01206	Hostel Charges (Training)	3,500,000	2,425,591	2,299,837	-1,200,163	-125,754
01207	Materials (Training)	1,460,000	965,695	855,651	-604,349	-110,044
01208	Rations (Training)	4,250,000	4,603,313	4,453,326	203,326	-149,987
01216	Honoraria (Training)	17,891,940	17,636,843	16,732,567	-1,159,373	-904,277
	Total Parent Account 01200	27,187,960	25,638,662	24,348,530	-2,839,430	-1,290,132
01300	Councils, Conferences and Exhibitions					
01341	Headmasters Executive Conference	912,300	452,300	450,000	-462,300	-2,300
01422	Seminars and Workshops committee Conferences	3,000,010	4,861,834	4,581,616	1,581,606	-280,218
01425	Social Mobilisation/Literacy Day	1,500,000	1,720,284	1,667,164	167,164	-53,120
01438	Trade Fairs Agricultural Shows and Exhibitions	1,500,000	12,179,580	12,179,535	10,679,535	-45
	Total Parent Account 01300	6,912,310	19,213,998	18,878,315	11,966,005	-335,683
01700	Grants Subventions and Other Payments					
01744	Botswana Institutions Sports Association	2,000,000	13,528,000	13,528,000	11,528,000	0
01753	Botswana Teachers' Day Celebrations	7,500,000	2,878,319	2,822,337	-4,677,663	-55,981
01791	Community Junior Secondary Schools	0	800	799	799	-1
01821	Grant-Aided Schools	30,000,000	50,806,020	50,802,708	20,802,708	-3,312
01967	Workmen's Compensation	200,000	0	0	-200,000	0
02088	Excellence Awards: Rewards & Incentives	2,700,030	2,563,160	2,491,630	-208,400	-71,529
02153	BCL Liquidation Expenses	0	3,440,270	3,658,149	3,658,149	217,879
	Total Parent Account 01700	42,400,030	73,216,569	73,303,624	30,903,594	87,055
04300	Special Expenditure					
04301	Agricultural Implements (Special Exp)	807,200	585,674	504,909	-302,291	-80,765
04303	Air Conditioners	0	2,491,698	2,456,221	2,456,221	-35,477
04305	Audio - Visual Aid Equipment	8,000,000	2,485,274	2,381,498	-5,618,502	-103,777
04313	Fire Fighting Equipment (Special Expenditure)	0	70,000	67,545	67,545	-2,455
04314	Furniture and Equipment	11,490,000	25,838,004	25,120,539	13,630,539	-717,465
04316	Graphic Design Equipment	153,600	940	940	-152,660	0
04317	Household and Domestic Equip	2,400,000	5,252,343	5,026,513	2,626,513	-225,830
04318	Laboratory Equipment (Special Expenditure)	1,700,000	360,547	354,425	-1,345,575	-6,122
04321	Office Equipment (Special Expenditure)	3,200,000	4,897,346	4,708,508	1,508,508	-188,838
04322	Photographic Equipment (Special Expenditure)	133,120	36,998	36,497	-96,623	-501
04324	Plant,Light Mobile (Special Expenditure)	89,790	4,580	4,579	-85,211	-1
04325	Plant Static (Special Expenditure)	900,000	2,871,163	2,314,453	1,414,453	-556,711
04334	Workshop Equipment (Special Expenditure)	600,000	301,979	226,340	-373,660	-75,639

**STATEMENT OF RECURRENT EXPENDITURE FOR THE YEAR ENDED 31 MARCH , 2019
AS COMPARED WITH THE ESTIMATES**

(Figures in Pula)

MIN DEPT PARENT A/C CHILD A/C	DETAILS	APPROVED ESTIMATES	WARRANTED PROVISION	ACTUAL EXPENDITURE	EXPENDITURE OVER + OR UNDER - APPROVED ESTIMATES	EXPENDITURE OVER + OR UNDER - WARRANTED PROVISION
0600	Ministry of Basic Education					
0608	Department of Secondary Education					
04300	Special Expenditure					
04344	Band Instruments	1,000,000	405,140	379,105	-620,895	-26,035
04349	Computer Replacement	500,000	2,195,962	1,794,241	1,294,241	-401,721
	Total Parent Account 04300	30,973,710	47,797,648	45,376,312	14,402,602	-2,421,336
0610	Department of Technical Services					
00110	Salaries and Allowances					
00111	Basic Salary	18,337,130	17,080,130	17,040,300	-1,296,830	-39,830
00112	Allowances (Salaries and Wages)	1,475,490	5,555,490	5,545,568	4,070,078	-9,922
00115	Temporary Assistance (Salaries and Allowances)	62,600	73,600	69,495	6,895	-4,105
00124	Leave Travel Concession	31,760	66,760	53,756	21,996	-13,004
00139	Overtime Allowances	0	181,000	140,326	140,326	-40,674
	Total Parent Account 00110	19,906,980	22,956,980	22,849,445	2,942,465	-107,535
00200	Travelling and Transport (Internal)					
00201	Transportation Costs (Internal Travel)	250,000	243,034	214,766	-35,234	-28,268
00202	Subsistence Costs (Internal Travel)	1,200,000	1,480,138	1,192,076	-7,924	-288,062
00204	Petrol, Oil and Lubricants (Internal Travel)	400,000	359,710	359,710	-40,290	0
00206	Hire Charges	286,010	10,010	4,410	-281,600	-5,600
00207	Accidents Charges	10,000	0	0	-10,000	0
	Total Parent Account 00200	2,146,010	2,092,892	1,770,963	-375,047	-321,929
00300	Travelling and Transport (External)					
00301	Transportation Costs (External Travel)	22,000	0	0	-22,000	0
00302	Subsistence Costs (External Travel)	200,000	0	0	-200,000	0
	Total Parent Account 00300	222,000	0	0	-222,000	0
00400	General Expenses and Supplies					
00401	Advertising and Publicity	30,450	29,282	22,882	-7,568	-6,400
00405	Domestic and Household Requisites	200,000	89,846	65,661	-134,339	-24,185
00409	Incidental Expenses (General Expenses)	20,000	35,060	35,055	15,055	-5
00414	Office Supplies (General Expenses and Supplies)	200,000	288,906	295,306	95,306	6,400
00417	Postal Charges (General Expenses and Supplies)	120,260	165,782	174,705	54,445	8,923
00422	Service Charges	107,930	1,019,555	944,170	836,240	-75,385
00423	Uniforms and Protective Clothing	70,000	119,701	119,701	49,701	0
00432	Printing Charges	15,000	2,090	2,090	-12,910	0
	Total Parent Account 00400	763,640	1,750,222	1,659,569	895,929	-90,653
00700	Maintenance and Running (Equipment)					
00707	Fire Fighting Equipment (Maint. and Running-Equip.)	1,000	0	0	-1,000	0
00712	Office Equipment (Maintenance and Running Equip.)	50,000	7,685	7,685	-42,315	0

**STATEMENT OF RECURRENT EXPENDITURE FOR THE YEAR ENDED 31 MARCH , 2019
AS COMPARED WITH THE ESTIMATES**

(Figures in Pula)

MIN DEPT PARENT A/C CHILD A/C	DETAILS	APPROVED ESTIMATES	WARRANTED PROVISION	ACTUAL EXPENDITURE	EXPENDITURE OVER + OR UNDER - APPROVED ESTIMATES	EXPENDITURE OVER + OR UNDER - WARRANTED PROVISION
0600	Ministry of Basic Education					
0610	Department of Technical Services					
00700	Maintenance and Running (Equipment)					
00717	Sub-Contracted Repairs	200,000	380,782	275,539	75,539	-105,242
00718	Vehicles and Plant Maintenance	100,000	215,029	193,235	93,235	-21,794
00724	Computer Systems Consumables	2,176,000	39,930	57,130	-2,118,870	17,200
	Total Parent Account 00700	2,527,000	643,425	533,589	-1,993,411	-109,836
01200	Training					
01201	Allowances (Training)	30,000	0	0	-30,000	0
01202	Courses (Training)	50,000	148,197	148,197	98,197	0
01217	Performance Management System	50,000	123,101	85,101	35,101	-38,000
	Total Parent Account 01200	130,000	271,298	233,298	103,298	-38,000
01300	Councils, Conferences and Exhibitions					
01422	Seminars and Workshops committee Conferences	50,000	281,049	277,503	227,503	-3,546
	Total Parent Account 01300	50,000	281,049	277,503	227,503	-3,546
04300	Special Expenditure					
04314	Furniture and Equipment	50,000	49,536	32,336	-17,664	-17,200
04321	Office Equipment (Special Expenditure)	40,000	39,705	39,704	-296	-1
04349	Computer Replacement	40,000	39,775	39,775	-225	0
	Total Parent Account 04300	130,000	129,016	111,815	-18,185	-17,201
0611	Department of Information, Communication and Media Services					
00110	Salaries and Allowances					
00111	Basic Salary	11,712,540	11,077,540	10,991,774	-720,766	-85,766
00112	Allowances (Salaries and Wages)	404,390	724,390	671,862	267,472	-52,528
00114	Casual Labour (Salaries and Allowances)	7,200	7,200	3,821	-3,380	-3,380
00115	Temporary Assistance (Salaries and Allowances)	117,290	282,290	232,568	115,278	-49,722
00124	Leave Travel Concession	79,580	79,580	35,303	-44,277	-44,277
00139	Overtime Allowances	0	100,000	82,325	82,325	-17,675
	Total Parent Account 00110	12,321,000	12,271,000	12,017,653	-303,347	-253,347
00200	Travelling and Transport (Internal)					
00201	Transportation Costs (Internal Travel)	30,000	70,000	49,411	19,411	-20,589
00202	Subsistence Costs (Internal Travel)	242,840	492,840	438,575	195,735	-54,265
00204	Petrol, Oil and Lubricants (Internal Travel)	150,000	80,000	74,463	-75,537	-5,537
00206	Hire Charges	20,000	0	0	-20,000	0
00207	Accidents Charges	60,000	0	0	-60,000	0
00208	Driver Charges	32,000	32,000	0	-32,000	-32,000
	Total Parent Account 00200	534,840	674,840	562,449	27,609	-112,391

**STATEMENT OF RECURRENT EXPENDITURE FOR THE YEAR ENDED 31 MARCH , 2019
AS COMPARED WITH THE ESTIMATES**

(Figures in Pula)

MIN DEPT PARENT A/C CHILD A/C	DETAILS	APPROVED ESTIMATES	WARRANTED PROVISION	ACTUAL EXPENDITURE	EXPENDITURE OVER + OR UNDER - APPROVED ESTIMATES	EXPENDITURE OVER + OR UNDER - WARRANTED PROVISION
0600	Ministry of Basic Education					
0611	Department of Information, Communication and Media Services					
00300	Travelling and Transport (External)					
00301	Transportation Costs (External Travel)	60,000	0	0	-60,000	0
00302	Subsistence Costs (External Travel)	91,200	0	0	-91,200	0
Total Parent Account	00300	151,200	0	0	-151,200	0
00400	General Expenses and Supplies					
00401	Advertising and Publicity	30,000	40,000	39,935	9,935	-65
00404	Copyright and Authors' Fees	5,000	0	0	-5,000	0
00405	Domestic and Household Requisites	70,000	85,000	84,725	14,725	-275
00409	Incidental Expenses (General Expenses)	88,000	53,293	51,522	-36,478	-1,771
00414	Office Supplies (General Expenses and Supplies)	160,000	158,835	138,595	-21,405	-20,240
00417	Postal Charges (General Expenses and Supplies)	100,000	41,924	41,921	-58,079	-3
00422	Service Charges	1,707,770	1,360,458	1,214,641	-493,129	-145,816
00423	Uniforms and Protective Clothing	50,000	43,777	42,597	-7,404	-1,181
00432	Printing Charges	192,230	79,377	79,377	-112,853	0
Total Parent Account	00400	2,403,000	1,862,664	1,693,313	-709,687	-169,351
00500	Departmental Services					
00533	Schools Broadcasting	200,000	139,802	137,102	-62,898	-2,700
00541	Stores	50,000	5,450	5,450	-44,550	0
00578	Programme Development and Purchases	1,000	1,000	0	-1,000	-1,000
Total Parent Account	00500	251,000	146,252	142,552	-108,448	-3,700
00700	Maintenance and Running (Equipment)					
00701	Air Conditioning and Refrigeration Equipment	10,000	0	0	-10,000	0
00707	Fire Fighting Equipment (Maint. and Running-Equip.)	15,000	0	0	-15,000	0
00712	Office Equipment (Maintenance and Running Equip.)	40,000	36,155	13,216	-26,784	-22,939
00714	Recording and Visual Aid Equipment	50,000	42,630	34,042	-15,958	-8,587
00716	Static Plant	30,000	0	0	-30,000	0
00717	Sub-Contracted Repairs	70,000	64,260	64,256	-5,744	-4
00718	Vehicles and Plant Maintenance	70,000	26,784	26,784	-43,216	0
00724	Computer Systems Consumables	50,000	47,200	47,200	-2,800	0
Total Parent Account	00700	335,000	217,029	185,498	-149,502	-31,531
00800	Maintenance and Running Expenses (Other)					
00803	Buildings (Maint and Running Exp - Other)	66,000	15,085	1,120	-64,880	-13,965
00805	Furniture (Maint and Running Exp - Other)	10,000	0	0	-10,000	0
00806	Grounds (Maint and Running Exp - Other)	2,000	1,854	1,854	-146	0
00814	Minor Works (Maint and Running Exp - Other)	10,000	2,835	0	-10,000	-2,835

**STATEMENT OF RECURRENT EXPENDITURE FOR THE YEAR ENDED 31 MARCH , 2019
AS COMPARED WITH THE ESTIMATES**

(Figures in Pula)

MIN DEPT PARENT A/C CHILD A/C	DETAILS	APPROVED ESTIMATES	WARRANTED PROVISION	ACTUAL EXPENDITURE	EXPENDITURE OVER + OR UNDER - APPROVED ESTIMATES	EXPENDITURE OVER + OR UNDER - WARRANTED PROVISION
0600	Ministry of Basic Education					
0611	Department of Information, Communication and Media Services					
00800	Maintenance and Running Expenses (Other)					
Total Parent Account	00800	88,000	19,774	2,974	-85,026	-16,800
00900	Institutional Running Expenses					
00902	Books, Library and Texts	2,500	2,124	2,124	-377	0
00906	First Aid Equipment	660	616	536	-124	-80
Total Parent Account	00900	3,160	2,740	2,660	-500	-80
01200	Training					
01202	Courses (Training)	60,000	9,720	9,720	-50,280	0
01207	Materials (Training)	120,000	119,397	117,646	-2,354	-1,751
01208	Rations (Training)	50,000	35,850	31,313	-18,687	-4,537
01209	Students and Tutors Travelling Exp.(Training)	20,000	0	0	-20,000	0
01211	Tutors'fees (Training)	15,000	15,000	15,000	0	0
Total Parent Account	01200	265,000	179,967	173,679	-91,321	-6,288
01300	Councils, Conferences and Exhibitions					
01422	Seminars and Workshops committee Conferences	140,000	186,000	176,307	36,307	-9,693
01438	Trade Fairs Agricultural Shows and Exhibitions	20,000	0	0	-20,000	0
Total Parent Account	01300	160,000	186,000	176,307	16,307	-9,693
01700	Grants Subventions and Other Payments					
01967	Workmen's Compensation	500	0	0	-500	0
Total Parent Account	01700	500	0	0	-500	0
04300	Special Expenditure					
04303	Air Conditioners	15,000	13,197	13,197	-1,803	0
04305	Audio - Visual Aid Equipment	31,000	15,619	14,911	-16,090	-708
04314	Furniture and Equipment	168,000	166,879	164,952	-3,048	-1,927
04321	Office Equipment (Special Expenditure)	60,000	36,138	36,138	-23,862	0
04322	Photographic Equipment (Special Expenditure)	120,000	120,000	120,000	0	0
04324	Plant,Light Mobile (Special Expenditure)	1,000	0	0	-1,000	0
04325	Plant Static (Special Expenditure)	500	0	0	-500	0
04349	Computer Replacement	90,000	89,623	89,623	-377	0
Total Parent Account	04300	485,500	441,455	438,820	-46,680	-2,635
0612	Department of Special Support Services					
00110	Salaries and Allowances					
00111	Basic Salary	15,560,630	12,964,630	12,901,378	-2,659,252	-63,252
00112	Allowances (Salaries and Wages)	47,400	1,547,400	1,467,377	1,419,977	-80,023
00114	Casual Labour (Salaries and Allowances)	20,000	20,000	2,598	-17,402	-17,402
00115	Temporary Assistance (Salaries and Allowances)	60,000	143,000	135,220	75,220	-7,780

**STATEMENT OF RECURRENT EXPENDITURE FOR THE YEAR ENDED 31 MARCH , 2019
AS COMPARED WITH THE ESTIMATES**

(Figures in Pula)

MIN DEPT PARENT A/C CHILD A/C	DETAILS	APPROVED ESTIMATES	WARRANTED PROVISION	ACTUAL EXPENDITURE	EXPENDITURE OVER + OR UNDER - APPROVED ESTIMATES	EXPENDITURE OVER + OR UNDER - WARRANTED PROVISION
0600	Ministry of Basic Education					
0612	Department of Special Support Services					
00110	Salaries and Allowances					
00122	Maintenance of Volunteers	300,000	426,000	373,584	73,584	-52,416
00124	Leave Travel Concession	37,090	24,590	24,551	-12,539	-39
00139	Overtime Allowances	0	89,000	81,107	81,107	-7,893
	Total Parent Account 00110	16,025,120	15,214,620	14,985,816	-1,039,304	-228,804
00200	Travelling and Transport (Internal)					
00201	Transportation Costs (Internal Travel)	330,000	314,621	256,624	-73,376	-57,997
00202	Subsistence Costs (Internal Travel)	807,500	1,372,500	1,142,099	334,599	-230,401
	Total Parent Account 00200	1,137,500	1,687,121	1,398,723	261,223	-288,397
00300	Travelling and Transport (External)					
00301	Transportation Costs (External Travel)	300,000	44,661	29,740	-270,260	-14,921
00302	Subsistence Costs (External Travel)	430,000	100,793	100,793	-329,207	0
	Total Parent Account 00300	730,000	145,454	130,533	-599,467	-14,921
00400	General Expenses and Supplies					
00401	Advertising and Publicity	50,000	5,771	3,596	-46,404	-2,175
00405	Domestic and Household Requisites	150,000	174,802	168,065	18,065	-6,738
00409	Incidental Expenses (General Expenses)	75,000	89,388	75,548	548	-13,839
00414	Office Supplies (General Expenses and Supplies)	250,000	245,794	230,378	-19,622	-15,416
00417	Postal Charges (General Expenses and Supplies)	10,000	1,452	1,452	-8,548	0
00422	Service Charges	540,000	847,604	621,435	81,435	-226,169
00423	Uniforms and Protective Clothing	150,000	57,812	56,608	-93,392	-1,204
00432	Printing Charges	80,000	0	0	-80,000	0
	Total Parent Account 00400	1,305,000	1,422,623	1,157,082	-147,918	-265,541
00500	Departmental Services					
00503	Consultancies (Investigation and Research)	1,000,000	229,500	225,000	-775,000	-4,500
	Total Parent Account 00500	1,000,000	229,500	225,000	-775,000	-4,500
00700	Maintenance and Running (Equipment)					
00701	Air Conditioning and Refrigeration Equipment	20,000	0	0	-20,000	0
00707	Fire Fighting Equipment (Maint. and Running- Equip.)	20,000	19,891	19,891	-109	0
00712	Office Equipment (Maintenance and Running Equip.)	20,000	14,554	14,554	-5,446	0
00724	Computer Systems Consumables	120,000	64,965	64,965	-55,035	0
	Total Parent Account 00700	180,000	99,410	99,410	-80,590	0

**STATEMENT OF RECURRENT EXPENDITURE FOR THE YEAR ENDED 31 MARCH , 2019
AS COMPARED WITH THE ESTIMATES**

(Figures in Pula)

MIN DEPT PARENT A/C CHILD A/C	DETAILS	APPROVED ESTIMATES	WARRANTED PROVISION	ACTUAL EXPENDITURE	EXPENDITURE OVER + OR UNDER - APPROVED ESTIMATES	EXPENDITURE OVER + OR UNDER - WARRANTED PROVISION
0600	Ministry of Basic Education					
0612	Department of Special Support Services					
00800	Maintenance and Running Expenses (Other)					
00803	Buildings (Maint and Running Exp - Other)	130,000	119,186	119,186	-10,814	0
00806	Grounds (Maint and Running Exp - Other)	50,000	5,486	5,486	-44,514	0
00814	Minor Works (Maint and Running Exp - Other)	100,000	156,325	152,129	52,129	-4,196
Total Parent Account	00800	280,000	280,997	276,801	-3,199	-4,196
00900	Institutional Running Expenses					
00902	Books, Library and Texts	300,000	94,649	83,013	-216,987	-11,636
00903	Domestic Supplies	80,000	79,824	72,699	-7,301	-7,125
00907	Food	300,000	147,950	122,820	-177,180	-25,130
00921	Stationery Office School	250,000	117,000	105,700	-144,300	-11,300
Total Parent Account	00900	930,000	439,423	384,233	-545,768	-55,191
01300	Councils, Conferences and Exhibitions					
01422	Seminars and Workshops committee Conferences	565,300	519,734	457,147	-108,153	-62,587
01438	Trade Fairs Agricultural Shows and Exhibitions	40,000	25,760	25,760	-14,240	0
Total Parent Account	01300	605,300	545,494	482,907	-122,393	-62,587
04300	Special Expenditure					
04303	Air Conditioners	60,000	43,520	43,520	-16,480	0
04314	Furniture and Equipment	60,000	45,275	45,275	-14,725	0
04317	Household and Domestic Equip	20,000	17,880	17,880	-2,120	0
04321	Office Equipment (Special Expenditure)	150,000	147,019	147,019	-2,981	0
04349	Computer Replacement	50,000	31,552	31,552	-18,449	0
Total Parent Account	04300	340,000	285,245	285,245	-54,755	0
0613	Department of Educational Planning and Research					
00110	Salaries and Allowances					
00111	Basic Salary	6,955,220	5,990,220	5,961,678	-993,542	-28,542
00112	Allowances (Salaries and Wages)	358,400	503,400	495,172	136,772	-8,228
00114	Casual Labour (Salaries and Allowances)	41,200	41,200	390	-40,810	-40,810
00115	Temporary Assistance (Salaries and Allowances)	154,500	154,500	147,599	-6,901	-6,901
00124	Leave Travel Concession	24,720	24,720	18,035	-6,685	-6,685
00139	Overtime Allowances	0	55,000	38,061	38,061	-16,939
Total Parent Account	00110	7,534,040	6,769,040	6,660,934	-873,106	-108,106
00200	Travelling and Transport (Internal)					
00201	Transportation Costs (Internal Travel)	150,000	51,000	45,525	-104,475	-5,475
00202	Subsistence Costs (Internal Travel)	312,000	627,050	595,450	283,450	-31,600
Total Parent Account	00200	462,000	678,050	640,975	178,975	-37,075

**STATEMENT OF RECURRENT EXPENDITURE FOR THE YEAR ENDED 31 MARCH , 2019
AS COMPARED WITH THE ESTIMATES**

(Figures in Pula)

MIN DEPT PARENT A/C CHILD A/C	DETAILS	APPROVED ESTIMATES	WARRANTED PROVISION	ACTUAL EXPENDITURE	EXPENDITURE OVER + OR UNDER - APPROVED ESTIMATES	EXPENDITURE OVER + OR UNDER - WARRANTED PROVISION
0600	Ministry of Basic Education					
0613	Department of Educational Planning and Research					
00300	Travelling and Transport (External)					
00301	Transportation Costs (External Travel)	150,000	63,112	63,110	-86,890	-2
00302	Subsistence Costs (External Travel)	620,000	96,156	96,156	-523,844	0
Total Parent Account	00300	770,000	159,268	159,266	-610,734	-2
00400	General Expenses and Supplies					
00401	Advertising and Publicity	150,000	348,610	348,601	198,601	-10
00405	Domestic and Household Requisites	80,000	139,890	139,884	59,884	-7
00409	Incidental Expenses (General Expenses)	150,000	253,750	253,508	103,508	-242
00414	Office Supplies (General Expenses and Supplies)	400,000	398,610	398,603	-1,397	-7
00417	Postal Charges (General Expenses and Supplies)	10,400	0	0	-10,400	0
00422	Service Charges	5,400	22,940	22,933	17,533	-7
00423	Uniforms and Protective Clothing	5,400	6,670	6,665	1,265	-5
Total Parent Account	00400	801,200	1,170,470	1,170,193	368,993	-277
00500	Departmental Services					
00503	Consultancies (Investigation and Research)	639,320	0	0	-639,320	0
Total Parent Account	00500	639,320	0	0	-639,320	0
00700	Maintenance and Running (Equipment)					
00701	Air Conditioning and Refrigeration Equipment	5,200	0	0	-5,200	0
00707	Fire Fighting Equipment (Maint. and Running- Equip.)	5,200	0	0	-5,200	0
00712	Office Equipment (Maintenance and Running Equip.)	5,400	0	0	-5,400	0
00724	Computer Systems Consumables	10,800	0	0	-10,800	0
00725	Computer Systems Maintenance	2,200	0	0	-2,200	0
Total Parent Account	00700	28,800	0	0	-28,800	0
00800	Maintenance and Running Expenses (Other)					
00803	Buildings (Maint and Running Exp - Other)	61,350	59,360	59,359	-1,991	-1
00806	Grounds (Maint and Running Exp - Other)	2,080	0	0	-2,080	0
Total Parent Account	00800	63,430	59,360	59,359	-4,071	-1
00900	Institutional Running Expenses					
00906	First Aid Equipment	1,120	0	0	-1,120	0
00911	Maintenance of Furniture and Equipment	1,040	0	0	-1,040	0
Total Parent Account	00900	2,160	0	0	-2,160	0
01200	Training					
01201	Allowances (Training)	143,320	35,490	35,484	-107,836	-6
Total Parent Account	01200	143,320	35,490	35,484	-107,836	-6

**STATEMENT OF RECURRENT EXPENDITURE FOR THE YEAR ENDED 31 MARCH , 2019
AS COMPARED WITH THE ESTIMATES**

(Figures in Pula)

MIN DEPT PARENT A/C CHILD A/C	DETAILS	APPROVED ESTIMATES	WARRANTED PROVISION	ACTUAL EXPENDITURE	EXPENDITURE OVER + OR UNDER - APPROVED ESTIMATES	EXPENDITURE OVER + OR UNDER - WARRANTED PROVISION
0600	Ministry of Basic Education					
0613	Department of Educational Planning and Research					
01300	Councils, Conferences and Exhibitions					
01422	Seminars and Workshops committee Conferences	300,000	539,440	526,214	226,214	-13,226
01438	Trade Fairs Agricultural Shows and Exhibitions	31,200	0	0	-31,200	0
Total Parent Account	01300	331,200	539,440	526,214	195,014	-13,226
01700	Grants Subventions and Other Payments					
02135	Southern and Eastern Africa Consortium for Monitoring Education Quality(SACMEQ)	533,680	365,700	365,700	-167,980	0
Total Parent Account	01700	533,680	365,700	365,700	-167,980	0
04300	Special Expenditure					
04303	Air Conditioners	5,150	84,410	84,403	79,253	-7
04305	Audio - Visual Aid Equipment	11,200	0	0	-11,200	0
04314	Furniture and Equipment	51,500	94,970	94,964	43,464	-6
04321	Office Equipment (Special Expenditure)	41,600	0	0	-41,600	0
04349	Computer Replacement	54,000	108,670	94,080	40,080	-14,590
Total Parent Account	04300	163,450	288,050	273,447	109,997	-14,603
0601	Headquarters (MOBE)	821,259,240	994,107,831	979,118,601	157,859,361	-14,989,230
0604	Department of Out of School Education and Training	68,531,210	56,216,602	55,484,506	-13,046,704	-732,096
0605	Department of Curriculum Development and Evaluation	23,081,110	20,638,839	20,265,521	-2,815,589	-373,318
0606	Department of Teaching Service Management	5,107,258,400	5,026,838,267	5,026,314,060	-80,944,340	-524,207
0607	Department of Pre and Primary	114,673,530	46,867,087	41,652,915	-73,020,615	-5,214,172
0608	Department of Secondary Education	1,758,365,000	1,810,837,857	1,760,614,026	2,249,026	-50,223,831
0610	Department of Technical Services	25,875,630	28,124,882	27,436,182	1,560,552	-688,701
0611	Department of Information, Communication and Media Services	16,998,200	16,001,720	15,395,904	-1,602,296	-605,816
0612	Department of Special Support Services	22,532,920	20,349,887	19,425,750	-3,107,170	-924,137
0613	Department of Educational Planning and Research	11,472,600	10,064,868	9,891,572	-1,581,028	-173,296
TOTAL	Ministry of Basic Education	7,970,047,840	8,030,047,840	7,955,599,038	-14,448,802	-74,448,802

**STATEMENT OF RECURRENT EXPENDITURE FOR THE YEAR ENDED 31 MARCH , 2019
AS COMPARED WITH THE ESTIMATES**

(Figures in Pula)

MIN DEPT PARENT A/C CHILD A/C	DETAILS	APPROVED ESTIMATES	WARRANTED PROVISION	ACTUAL EXPENDITURE	EXPENDITURE OVER + OR UNDER - APPROVED ESTIMATES	EXPENDITURE OVER + OR UNDER - WARRANTED PROVISION
0700	Ministry of Investment, Trade and Industry					
0701	Headquarters (MITI)					
00110	Salaries and Allowances					
00111	Basic Salary	30,687,950	26,517,220	26,189,182	-4,498,768	-328,038
00112	Allowances (Salaries and Wages)	2,582,700	2,741,920	2,725,371	142,671	-16,550
00114	Casual Labour (Salaries and Allowances)	4,400	17,400	11,647	7,247	-5,753
00115	Temporary Assistance (Salaries and Allowances)	419,320	422,320	422,230	2,910	-90
00124	Leave Travel Concession	58,170	110,670	105,586	47,416	-5,084
00132	Minister's Maids/Gardener's refunds	44,980	64,980	54,877	9,897	-10,103
00139	Overtime Allowances	0	362,890	355,766	355,766	-7,124
Total Parent Account	00110	33,797,520	30,237,400	29,864,659	-3,932,861	-372,741
00160	Pensions, Gratuities and Compensations					
00164	Gratuities - Contract Officers	594,530	1,617,415	1,617,413	1,022,883	-2
Total Parent Account	00160	594,530	1,617,415	1,617,413	1,022,883	-2
00200	Travelling and Transport (Internal)					
00201	Transportation Costs (Internal Travel)	400,000	300,000	236,980	-163,020	-63,020
00202	Subsistence Costs (Internal Travel)	1,100,000	1,814,000	1,637,730	537,730	-176,270
00203	Freight (Internal Travel)	60,900	10,400	10,400	-50,500	0
00204	Petrol, Oil and Lubricants (Internal Travel)	700,000	264,800	264,788	-435,212	-12
00206	Hire Charges	80,000	0	0	-80,000	0
00207	Accidents Charges	80,000	0	0	-80,000	0
00208	Driver Charges	10,000	0	0	-10,000	0
Total Parent Account	00200	2,430,900	2,389,200	2,149,898	-281,002	-239,302
00300	Travelling and Transport (External)					
00301	Transportation Costs (External Travel)	2,000,000	3,340,000	3,236,563	1,236,563	-103,437
00302	Subsistence Costs (External Travel)	2,123,080	3,693,080	3,310,763	1,187,683	-382,317
Total Parent Account	00300	4,123,080	7,033,080	6,547,326	2,424,246	-485,754
00400	General Expenses and Supplies					
00401	Advertising and Publicity	600,000	257,350	262,208	-337,792	4,858
00405	Domestic and Household Requisites	500,000	700,000	673,176	173,176	-26,824
00409	Incidental Expenses (General Expenses)	697,660	1,097,660	860,644	162,984	-237,016
00414	Office Supplies (General Expenses and Supplies)	2,098,000	2,148,000	2,039,319	-58,681	-108,681
00417	Postal Charges (General Expenses and Supplies)	2,152,300	2,362,300	2,295,078	142,778	-67,223
00421	Recruitment Expenses	400,000	117,720	117,713	-282,287	-7
00422	Service Charges	4,231,370	4,751,220	4,723,137	491,767	-28,083
00423	Uniforms and Protective Clothing	105,010	105,010	100,799	-4,211	-4,211
00432	Printing Charges	515,000	175,000	166,257	-348,743	-8,743
00435	Production and Promotional Products	230,000	338,592	323,925	93,925	-14,668
Total Parent Account	00400	11,529,340	12,052,852	11,562,255	32,915	-490,597

**STATEMENT OF RECURRENT EXPENDITURE FOR THE YEAR ENDED 31 MARCH , 2019
AS COMPARED WITH THE ESTIMATES**

(Figures in Pula)

MIN DEPT PARENT A/C CHILD A/C	DETAILS	APPROVED ESTIMATES	WARRANTED PROVISION	ACTUAL EXPENDITURE	EXPENDITURE OVER + OR UNDER - APPROVED ESTIMATES	EXPENDITURE OVER + OR UNDER - WARRANTED PROVISION
0700	Ministry of Investment, Trade and Industry					
0701	Headquarters (MITI)					
00500	Departmental Services					
00503	Consultancies (Investigation and Research)	250,000	9,110	9,102	-240,898	-8
00546	Library Books (Departmental Expenses)	100,000	43,300	43,300	-56,700	0
00572	Rents:Offices	16,394,200	18,454,239	18,451,851	2,057,651	-2,388
Total Parent Account	00500	16,744,200	18,506,649	18,504,253	1,760,053	-2,396
00700	Maintenance and Running (Equipment)					
00717	Sub-Contracted Repairs	2,017,500	1,832,500	1,741,722	-275,778	-90,778
00718	Vehicles and Plant Maintenance	384,870	199,870	167,410	-217,460	-32,460
00724	Computer Systems Consumables	2,200,000	595,550	595,549	-1,604,451	-1
00725	Computer Systems Maintenance	1,600,000	3,405,600	3,234,896	1,634,896	-170,704
Total Parent Account	00700	6,202,370	6,033,520	5,739,578	-462,792	-293,942
00800	Maintenance and Running Expenses (Other)					
00803	Buildings (Maint and Running Exp - Other)	1,259,040	164,903	164,903	-1,094,137	0
00805	Furniture (Maint and Running Exp - Other)	47,700	139,100	117,872	70,172	-21,228
00806	Grounds (Maint and Running Exp - Other)	30,000	28,360	28,360	-1,640	0
00814	Minor Works (Maint and Running Exp - Other)	1,141,070	839,612	647,518	-493,552	-192,094
Total Parent Account	00800	2,477,810	1,171,975	958,653	-1,519,157	-213,322
01100	Government Hospitality					
01101	Official Receptions	1,300,000	613,009	609,242	-690,758	-3,767
Total Parent Account	01100	1,300,000	613,009	609,242	-690,758	-3,767
01200	Training					
01201	Allowances (Training)	981,080	709,700	680,627	-300,453	-29,073
01202	Courses (Training)	1,540,970	1,205,970	1,216,985	-323,985	11,015
01217	Performance Management System	1,015,840	1,620,840	1,583,258	567,418	-37,582
Total Parent Account	01200	3,537,890	3,536,510	3,480,870	-57,020	-55,640
01300	Councils, Conferences and Exhibitions					
01378	National Business Conference	500,000	443,000	439,200	-60,800	-3,800
01422	Seminars and Workshops committee Conferences	640,100	475,100	336,554	-303,546	-138,546
01437	Trade Fair (International)	100,000	62,808	62,808	-37,192	0
01438	Trade Fairs Agricultural Shows and Exhibitions	280,000	390,280	390,279	110,279	-1
01477	Public Service Convention Day	1,000,000	50,000	37,897	-962,104	-12,104
Total Parent Account	01300	2,520,100	1,421,188	1,266,738	-1,253,362	-154,450
01700	Grants Subventions and Other Payments					
01735	Botswana Bureau of Standards	90,368,220	90,368,220	90,368,220	0	0
01868	National Day Celebrations	200,000	78,390	78,385	-121,615	-5
01891	Promotion of Youth Recreation;	150,000	146,670	146,667	-3,333	-3

**STATEMENT OF RECURRENT EXPENDITURE FOR THE YEAR ENDED 31 MARCH , 2019
AS COMPARED WITH THE ESTIMATES**

(Figures in Pula)

MIN DEPT PARENT A/C CHILD A/C	DETAILS	APPROVED ESTIMATES	WARRANTED PROVISION	ACTUAL EXPENDITURE	EXPENDITURE OVER + OR UNDER - APPROVED ESTIMATES	EXPENDITURE OVER + OR UNDER - WARRANTED PROVISION
0700	Ministry of Investment, Trade and Industry					
0701	Headquarters (MITI)					
01700	Grants Subventions and Other Payments					
01967	Workmen's Compensation	104,380	43,840	43,832	-60,548	-8
02006	Citizen Entrepreneurial Development Agency (CEDA)	298,814,780	274,314,780	274,314,780	-24,500,000	0
02038	Local Enterprise Authority (LEA)	156,802,770	183,802,770	183,802,770	27,000,000	0
02079	Competition Authority	29,252,260	29,252,260	29,252,260	0	0
02086	Selibe-Phikwe Economic Diversification Unit (SPEDU)	47,855,350	47,855,350	47,855,350	0	0
02116	Botswana Investment And Trade Centre (BITC)	106,830,560	106,830,560	106,830,560	0	0
02125	Gambling Authority	41,830,440	41,830,440	41,830,440	0	0
02126	Companies and Intellectual Property Authority (CIPA)	55,498,160	55,498,160	55,498,160	0	0
02127	Botswana Trade Commission (BOTC)	19,792,310	11,693,195	11,693,195	-8,099,115	0
Total Parent Account	01700	847,499,230	841,714,635	841,714,619	-5,784,611	-16
04300	Special Expenditure					
04314	Furniture and Equipment	250,000	450,000	382,344	132,344	-67,656
04317	Household and Domestic Equip	30,000	125,011	125,010	95,010	-1
04349	Computer Replacement	59,700	405,000	403,848	344,148	-1,152
Total Parent Account	04300	339,700	980,011	911,202	571,502	-68,809
0703	Department of Co-operative Development					
00110	Salaries and Allowances					
00111	Basic Salary	26,388,970	26,388,970	26,034,103	-354,867	-354,867
00112	Allowances (Salaries and Wages)	3,300,000	4,708,000	4,706,747	1,406,747	-1,253
00114	Casual Labour (Salaries and Allowances)	50,000	58,000	59,175	9,175	1,175
00115	Temporary Assistance (Salaries and Allowances)	450,000	940,000	924,724	474,724	-15,276
00124	Leave Travel Concession	160,000	165,000	148,883	-11,117	-16,117
00139	Overtime Allowances	0	460,000	355,129	355,129	-104,871
Total Parent Account	00110	30,348,970	32,719,970	32,228,761	1,879,791	-491,209
00200	Travelling and Transport (Internal)					
00201	Transportation Costs (Internal Travel)	250,000	330,000	311,657	61,657	-18,343
00202	Subsistence Costs (Internal Travel)	2,000,000	2,628,381	2,470,135	470,135	-158,247
00204	Petrol, Oil and Lubricants (Internal Travel)	1,011,390	1,011,390	752,824	-258,566	-258,566
00206	Hire Charges	200,000	0	0	-200,000	0
00207	Accidents Charges	30,000	0	0	-30,000	0
00208	Driver Charges	30,000	0	0	-30,000	0
Total Parent Account	00200	3,521,390	3,969,771	3,534,615	13,225	-435,156

**STATEMENT OF RECURRENT EXPENDITURE FOR THE YEAR ENDED 31 MARCH , 2019
AS COMPARED WITH THE ESTIMATES**

(Figures in Pula)

MIN DEPT PARENT A/C CHILD A/C	DETAILS	APPROVED ESTIMATES	WARRANTED PROVISION	ACTUAL EXPENDITURE	EXPENDITURE OVER + OR UNDER - APPROVED ESTIMATES	EXPENDITURE OVER + OR UNDER - WARRANTED PROVISION
0700	Ministry of Investment, Trade and Industry					
0703	Department of Co-operative Development					
00300	Travelling and Transport (External)					
00301	Transportation Costs (External Travel)	500,000	350,000	200,224	-299,776	-149,776
00302	Subsistence Costs (External Travel)	500,000	560,000	506,426	6,426	-53,574
Total Parent Account	00300	1,000,000	910,000	706,650	-293,350	-203,350
00400	General Expenses and Supplies					
00401	Advertising and Publicity	25,000	0	0	-25,000	0
00405	Domestic and Household Requisites	400,000	350,000	342,631	-57,369	-7,369
00409	Incidental Expenses (General Expenses)	200,000	240,309	171,591	-28,409	-68,718
00414	Office Supplies (General Expenses and Supplies)	600,000	700,000	677,297	77,297	-22,703
00417	Postal Charges (General Expenses and Supplies)	800,000	820,000	786,198	-13,802	-33,802
00422	Service Charges	2,100,000	1,700,000	1,541,414	-558,586	-158,586
00423	Uniforms and Protective Clothing	165,000	165,000	161,644	-3,356	-3,356
00432	Printing Charges	150,000	30,000	27,126	-122,874	-2,874
Total Parent Account	00400	4,440,000	4,005,309	3,707,901	-732,099	-297,408
00500	Departmental Services					
00557	Liquidation Fees	2,000	0	0	-2,000	0
Total Parent Account	00500	2,000	0	0	-2,000	0
00700	Maintenance and Running (Equipment)					
00707	Fire Fighting Equipment (Maint. and Running- Equip.)	22,050	0	0	-22,050	0
Total Parent Account	00700	22,050	0	0	-22,050	0
00800	Maintenance and Running Expenses (Other)					
00803	Buildings (Maint and Running Exp - Other)	5,000	42,000	1,900	-3,100	-40,100
00806	Grounds (Maint and Running Exp - Other)	30,000	0	0	-30,000	0
00814	Minor Works (Maint and Running Exp - Other)	200,000	130,000	127,341	-72,659	-2,659
Total Parent Account	00800	235,000	172,000	129,241	-105,759	-42,759
00900	Institutional Running Expenses					
00901	Allowances, Students	20,000	20,000	19,950	-50	-50
00902	Books, Library and Texts	20,000	15,000	3,920	-16,080	-11,080
00903	Domestic Supplies	100,000	100,000	97,516	-2,484	-2,484
00906	First Aid Equipment	10,000	5,000	0	-10,000	-5,000
00907	Food	1,450,000	1,450,000	1,450,000	0	0
00909	Maintenance of Buildings	75,000	81,000	71,966	-3,034	-9,034
00912	Maintenance of Grounds	100,000	100,000	82,807	-17,193	-17,193
00914	Materials for Practical Subjects	40,000	40,000	0	-40,000	-40,000
00921	Stationery Office School	85,000	85,000	82,575	-2,425	-2,425
00927	Students' and Tutors' Travelling Expenses	0	10,000	4,678	4,678	-5,322
Total Parent Account	00900	1,900,000	1,906,000	1,813,412	-86,588	-92,588

**STATEMENT OF RECURRENT EXPENDITURE FOR THE YEAR ENDED 31 MARCH , 2019
AS COMPARED WITH THE ESTIMATES**

(Figures in Pula)

MIN DEPT PARENT A/C CHILD A/C	DETAILS	APPROVED ESTIMATES	WARRANTED PROVISION	ACTUAL EXPENDITURE	EXPENDITURE OVER + OR UNDER - APPROVED ESTIMATES	EXPENDITURE OVER + OR UNDER - WARRANTED PROVISION
0700	Ministry of Investment, Trade and Industry					
0703	Department of Co-operative Development					
01200	Training					
01202	Courses (Training)	231,450	131,450	130,090	-101,360	-1,360
01208	Rations (Training)	350,000	170,000	154,132	-195,868	-15,868
01217	Performance Management System	150,000	150,000	119,918	-30,082	-30,082
	Total Parent Account 01200	731,450	451,450	404,140	-327,310	-47,310
01300	Councils, Conferences and Exhibitions					
01422	Seminars and Workshops committee Conferences	200,000	170,000	86,129	-113,871	-83,871
	Total Parent Account 01300	200,000	170,000	86,129	-113,871	-83,871
01700	Grants Subventions and Other Payments					
01706	African Conf. of Savings & Credit Coop. Association	30,000	26,681	26,681	-3,319	0
01835	International Cooperative Alliance	80,000	50,238	50,238	-29,762	0
02071	Commemoration of the International Cooperative Day	81,260	0	0	-81,260	0
	Total Parent Account 01700	191,260	76,919	76,919	-114,341	0
04300	Special Expenditure					
04302	Agricultural Show Stands	50,000	28,010	27,094	-22,906	-916
04314	Furniture and Equipment	110,000	110,000	70,358	-39,642	-39,642
04317	Household and Domestic Equip	20,000	0	0	-20,000	0
04321	Office Equipment (Special Expenditure)	183,000	183,000	106,928	-76,072	-76,072
	Total Parent Account 04300	363,000	321,010	204,380	-158,621	-116,630
0704	Department of Trade and Consumer Affairs					
00110	Salaries and Allowances					
00111	Basic Salary	22,894,250	21,470,360	21,327,424	-1,566,826	-142,936
00112	Allowances (Salaries and Wages)	1,220,000	1,385,000	1,375,901	155,901	-9,099
00114	Casual Labour (Salaries and Allowances)	10,000	10,000	6,235	-3,765	-3,765
00115	Temporary Assistance (Salaries and Allowances)	200,000	450,000	346,473	146,473	-103,527
00124	Leave Travel Concession	150,000	150,000	121,549	-28,451	-28,451
00139	Overtime Allowances	0	250,000	127,975	127,975	-122,025
	Total Parent Account 00110	24,474,250	23,715,360	23,305,556	-1,168,694	-409,804
00200	Travelling and Transport (Internal)					
00201	Transportation Costs (Internal Travel)	240,000	262,765	262,629	22,629	-135
00202	Subsistence Costs (Internal Travel)	1,233,420	1,391,059	1,309,751	76,331	-81,308
00204	Petrol, Oil and Lubricants (Internal Travel)	400,000	365,000	350,050	-49,950	-14,950
00206	Hire Charges	100,000	0	0	-100,000	0
00207	Accidents Charges	40,000	0	0	-40,000	0
00208	Driver Charges	20,000	0	0	-20,000	0
	Total Parent Account 00200	2,033,420	2,018,824	1,922,431	-110,989	-96,393

**STATEMENT OF RECURRENT EXPENDITURE FOR THE YEAR ENDED 31 MARCH , 2019
AS COMPARED WITH THE ESTIMATES**

(Figures in Pula)

MIN DEPT PARENT A/C CHILD A/C	DETAILS	APPROVED ESTIMATES	WARRANTED PROVISION	ACTUAL EXPENDITURE	EXPENDITURE OVER + OR UNDER - APPROVED ESTIMATES	EXPENDITURE OVER + OR UNDER - WARRANTED PROVISION
0700	Ministry of Investment, Trade and Industry					
0704	Department of Trade and Consumer Affairs					
00300	Travelling and Transport (External)					
00301	Transportation Costs (External Travel)	200,000	82,400	82,118	-117,882	-282
00302	Subsistence Costs (External Travel)	200,000	190,134	190,134	-9,866	0
Total Parent Account	00300	400,000	272,534	272,251	-127,749	-283
00400	General Expenses and Supplies					
00401	Advertising and Publicity	7,000	0	0	-7,000	0
00405	Domestic and Household Requisites	200,000	237,857	230,393	30,393	-7,464
00409	Incidental Expenses (General Expenses)	83,000	184,682	181,862	98,862	-2,820
00414	Office Supplies (General Expenses and Supplies)	387,500	375,500	339,328	-48,172	-36,172
00417	Postal Charges (General Expenses and Supplies)	825,300	851,300	845,288	19,988	-6,012
00422	Service Charges	631,580	362,941	337,801	-293,779	-25,140
00423	Uniforms and Protective Clothing	100,700	95,380	89,264	-11,436	-6,116
00432	Printing Charges	17,200	17,200	17,184	-16	-16
00441	Research and Testing of Products	5,000	12,100	12,100	7,100	0
Total Parent Account	00400	2,257,280	2,136,959	2,053,220	-204,060	-83,740
00800	Maintenance and Running Expenses (Other)					
00805	Furniture (Maint and Running Exp - Other)	800	0	0	-800	0
00806	Grounds (Maint and Running Exp - Other)	2,500	0	0	-2,500	0
00814	Minor Works (Maint and Running Exp - Other)	1,500	1,500	1,214	-287	-287
Total Parent Account	00800	4,800	1,500	1,214	-3,587	-287
01200	Training					
01202	Courses (Training)	50,000	50,000	42,825	-7,175	-7,175
01217	Performance Management System	80,000	74,700	74,298	-5,702	-402
Total Parent Account	01200	130,000	124,700	117,123	-12,877	-7,577
01300	Councils, Conferences and Exhibitions					
01329	Consumer Watch Committees	322,000	413,566	401,964	79,964	-11,603
01422	Seminars and Workshops committee Conferences	111,190	111,190	110,392	-798	-798
01438	Trade Fairs Agricultural Shows and Exhibitions	8,000	2,700	2,700	-5,300	0
Total Parent Account	01300	441,190	527,456	515,056	73,866	-12,400
01700	Grants Subventions and Other Payments					
01842	International Organisation of Consumer Union (IOCU)	8,000	5,176	5,176	-2,824	0
Total Parent Account	01700	8,000	5,176	5,176	-2,824	0
04300	Special Expenditure					
04314	Furniture and Equipment	114,000	95,000	94,522	-19,478	-478
04317	Household and Domestic Equip	6,200	5,930	5,930	-270	0
04321	Office Equipment	73,000	70,643	70,643	-2,357	0

**STATEMENT OF RECURRENT EXPENDITURE FOR THE YEAR ENDED 31 MARCH , 2019
AS COMPARED WITH THE ESTIMATES**

(Figures in Pula)

MIN DEPT PARENT A/C CHILD A/C	DETAILS	APPROVED ESTIMATES	WARRANTED PROVISION	ACTUAL EXPENDITURE	EXPENDITURE OVER + OR UNDER - APPROVED ESTIMATES	EXPENDITURE OVER + OR UNDER - WARRANTED PROVISION
0700	Ministry of Investment, Trade and Industry					
0704	Department of Trade and Consumer Affairs					
04300	Special Expenditure (Special Expenditure)					
04336	Fencing (Special Expenditure)	0	60,850	60,850	60,850	0
Total Parent Account	04300	193,200	232,423	231,945	38,745	-478
0705	Department of Industrial Affairs					
00110	Salaries and Allowances					
00111	Basic Salary	10,251,750	14,082,986	14,028,814	3,777,064	-54,172
00112	Allowances (Salaries and Wages)	1,272,840	2,540,114	2,534,731	1,261,891	-5,383
00115	Temporary Assistance (Salaries and Allowances)	220,000	210,000	199,006	-20,994	-10,994
00124	Leave Travel Concession	56,000	46,000	40,391	-15,609	-5,609
00139	Overtime Allowances	0	80,000	41,003	41,003	-38,997
Total Parent Account	00110	11,800,590	16,959,100	16,843,945	5,043,355	-115,155
00200	Travelling and Transport (Internal)					
00201	Transportation Costs (Internal Travel)	10,000	50,000	43,304	33,304	-6,696
00202	Subsistence Costs (Internal Travel)	700,000	942,398	871,447	171,447	-70,951
00204	Petrol, Oil and Lubricants (Internal Travel)	300,000	3,000	0	-300,000	-3,000
00206	Hire Charges	50,000	0	0	-50,000	0
00207	Accidents Charges	10,000	0	0	-10,000	0
00208	Driver Charges	5,000	0	0	-5,000	0
Total Parent Account	00200	1,075,000	995,398	914,750	-160,250	-80,648
00300	Travelling and Transport (External)					
00301	Transportation Costs (External Travel)	559,150	559,150	429,250	-129,900	-129,900
00302	Subsistence Costs (External Travel)	565,650	965,650	729,115	163,465	-236,535
Total Parent Account	00300	1,124,800	1,524,800	1,158,365	33,565	-366,435
00400	General Expenses and Supplies					
00401	Advertising and Publicity	10,000	0	0	-10,000	0
00405	Domestic and Household Requisites	105,060	128,304	126,295	21,235	-2,008
00409	Incidental Expenses (General Expenses)	41,650	61,650	60,523	18,873	-1,127
00414	Office Supplies (General Expenses and Supplies)	153,540	397,140	388,262	234,722	-8,878
00417	Postal Charges (General Expenses and Supplies)	250,000	317,000	306,452	56,452	-10,548
00422	Service Charges	180,190	61,590	56,868	-123,322	-4,722
00423	Uniforms and Protective Clothing	15,620	15,620	14,602	-1,018	-1,018
00432	Printing Charges	20,000	45,000	31,948	11,948	-13,052
Total Parent Account	00400	776,060	1,026,304	984,950	208,890	-41,354
01200	Training					
01202	Courses (Training)	93,040	93,040	72,700	-20,340	-20,340
Total Parent Account	01200	93,040	93,040	72,700	-20,340	-20,340

**STATEMENT OF RECURRENT EXPENDITURE FOR THE YEAR ENDED 31 MARCH , 2019
AS COMPARED WITH THE ESTIMATES**

(Figures in Pula)

MIN DEPT PARENT A/C CHILD A/C	DETAILS	APPROVED ESTIMATES	WARRANTED PROVISION	ACTUAL EXPENDITURE	EXPENDITURE OVER + OR UNDER - APPROVED ESTIMATES	EXPENDITURE OVER + OR UNDER - WARRANTED PROVISION
0700	Ministry of Investment, Trade and Industry					
0705	Department of Industrial Affairs					
01300	Councils, Conferences and Exhibitions					
01389	National Industrial Licencing Authority	338,660	108,660	98,502	-240,158	-10,158
01422	Seminars and Workshops committee Conferences	176,700	196,700	171,999	-4,701	-24,701
Total Parent Account	01300	515,360	305,360	270,501	-244,859	-34,859
01700	Grants Subventions and Other Payments					
01948	U N Industrial Development Organisation (UNIDO)	300,000	187,602	187,601	-112,399	-1
02133	Southern African Development Accreditation Service (SADCAS)	1,500,000	1,500,000	1,500,000	0	0
02151	Commemoration of Africa Industrialisation Day	100,000	20,000	0	-100,000	-20,000
Total Parent Account	01700	1,900,000	1,707,602	1,687,601	-212,399	-20,001
04300	Special Expenditure					
04314	Furniture and Equipment	102,400	84,156	84,156	-18,244	0
Total Parent Account	04300	102,400	84,156	84,156	-18,244	0
0706	Department of International Trade					
00110	Salaries and Allowances					
00111	Basic Salary	9,298,640	9,348,640	9,330,716	32,076	-17,924
00112	Allowances (Salaries and Wages)	3,243,100	4,383,811	3,796,693	553,593	-587,118
00115	Temporary Assistance (Salaries and Allowances)	138,600	115,100	86,731	-51,869	-28,369
00116	Education Allowances	505,940	528,940	528,791	22,851	-149
00124	Leave Travel Concession	40,000	40,000	38,499	-1,501	-1,501
00139	Overtime Allowances	0	100,000	76,660	76,660	-23,340
00140	Medical Expenses (Missions)	266,060	263,060	177,179	-88,881	-85,881
Total Parent Account	00110	13,492,340	14,779,551	14,035,268	542,928	-744,283
00200	Travelling and Transport (Internal)					
00201	Transportation Costs (Internal Travel)	170,650	51,791	33,320	-137,330	-18,471
00202	Subsistence Costs (Internal Travel)	250,000	380,170	364,267	114,267	-15,903
00204	Petrol, Oil and Lubricants (Internal Travel)	143,240	93,240	37,439	-105,801	-55,801
00206	Hire Charges	200,000	30,000	0	-200,000	-30,000
00207	Accidents Charges	19,150	0	0	-19,150	0
00208	Driver Charges	100,000	20,000	0	-100,000	-20,000
Total Parent Account	00200	883,040	575,201	435,027	-448,013	-140,174
00300	Travelling and Transport (External)					
00301	Transportation Costs (External Travel)	1,414,740	998,097	907,844	-506,896	-90,253
00302	Subsistence Costs (External Travel)	1,191,070	1,770,913	1,588,454	397,384	-182,459
Total Parent Account	00300	2,605,810	2,769,010	2,496,298	-109,512	-272,712

**STATEMENT OF RECURRENT EXPENDITURE FOR THE YEAR ENDED 31 MARCH , 2019
AS COMPARED WITH THE ESTIMATES**

(Figures in Pula)

MIN DEPT PARENT A/C CHILD A/C	DETAILS	APPROVED ESTIMATES	WARRANTED PROVISION	ACTUAL EXPENDITURE	EXPENDITURE OVER + OR UNDER - APPROVED ESTIMATES	EXPENDITURE OVER + OR UNDER - WARRANTED PROVISION
0700	Ministry of Investment, Trade and Industry					
0706	Department of International Trade					
00400	General Expenses and Supplies					
00401	Advertising and Publicity	100,000	0	0	-100,000	0
00405	Domestic and Household Requisites	100,000	91,862	89,641	-10,359	-2,221
00408	Insurance Costs (General Expenses)	22,000	20,623	20,623	-1,377	0
00409	Incidental Expenses (General Expenses)	45,000	44,707	44,706	-294	-1
00414	Office Supplies (General Expenses and Supplies)	250,000	339,581	329,947	79,947	-9,634
00416	Property Rents and Rates	991,380	992,780	987,905	-3,475	-4,875
00417	Postal Charges (General Expenses and Supplies)	399,920	308,660	248,976	-150,944	-59,684
00422	Service Charges	539,660	169,665	129,249	-410,411	-40,416
00423	Uniforms and Protective Clothing	26,000	23,595	22,284	-3,716	-1,311
00431	Staff Transfers/Leave (General Expenses)	66,050	0	0	-66,050	0
00432	Printing Charges	6,630	6,630	6,305	-325	-325
Total Parent Account	00400	2,546,640	1,998,103	1,879,636	-667,004	-118,466
00800	Maintenance and Running Expenses (Other)					
00805	Furniture (Maint and Running Exp - Other)	6,000	7,000	7,000	1,000	0
00806	Grounds (Maint and Running Exp - Other)	10,000	9,966	9,965	-35	-1
Total Parent Account	00800	16,000	16,966	16,965	965	-1
01200	Training					
01202	Courses (Training)	59,510	28,008	28,007	-31,503	-1
01217	Performance Management System	50,000	59,659	59,306	9,306	-353
Total Parent Account	01200	109,510	87,667	87,313	-22,197	-354
01300	Councils, Conferences and Exhibitions					
01422	Seminars and Workshops committee Conferences	250,000	345,450	259,310	9,310	-86,140
Total Parent Account	01300	250,000	345,450	259,310	9,310	-86,140
01700	Grants Subventions and Other Payments					
02032	WTO, Annual subvention	849,560	758,565	758,565	-90,995	0
Total Parent Account	01700	849,560	758,565	758,565	-90,995	0
04300	Special Expenditure					
04314	Furniture and Equipment	50,000	98,287	98,242	48,242	-45
04317	Household and Domestic Equip	20,020	20,020	19,554	-467	-467
04321	Office Equipment (Special Expenditure)	150,000	48,000	48,000	-102,000	0
04349	Computer Replacement	0	11,100	11,007	11,007	-93
Total Parent Account	04300	220,020	177,407	176,802	-43,218	-605

**STATEMENT OF RECURRENT EXPENDITURE FOR THE YEAR ENDED 31 MARCH , 2019
AS COMPARED WITH THE ESTIMATES**

(Figures in Pula)

MIN DEPT PARENT A/C CHILD A/C	DETAILS	APPROVED ESTIMATES	WARRANTED PROVISION	ACTUAL EXPENDITURE	EXPENDITURE OVER + OR UNDER - APPROVED ESTIMATES	EXPENDITURE OVER + OR UNDER - WARRANTED PROVISION
0700	Ministry of Investment, Trade and Industry					
0708	Register of Companies and Intellectual Property					
00110	Salaries and Allowances					
00111	Basic Salary	1,765,600	861,215	758,484	-1,007,116	-102,731
00112	Allowances (Salaries and Wages)	103,000	103,000	38,299	-64,701	-64,701
00124	Leave Travel Concession	4,000	4,000	0	-4,000	-4,000
00139	Overtime Allowances	0	10,000	-3,064	-3,064	-13,064
Total Parent Account	00110	1,872,600	978,215	793,719	-1,078,881	-184,496
0701	Headquarters (MITI)	933,096,670	927,307,444	924,926,707	-8,169,963	-2,380,737
0703	Department of Co-operative Development	42,955,120	44,702,429	42,892,148	-62,972	-1,810,281
0704	Department of Trade and Consumer Affairs	29,942,140	29,034,932	28,423,972	-1,518,168	-610,960
0705	Department of Industrial Affairs	17,387,250	22,695,760	22,016,969	4,629,719	-678,791
0706	Department of International Trade	20,972,920	21,507,920	20,145,184	-827,736	-1,362,736
0708	Register of Companies and Intellectual Property	1,872,600	978,215	793,719	-1,078,881	-184,496
TOTAL	Ministry of Investment, Trade and Industry	1,046,226,700	1,046,226,700	1,039,198,698	-7,028,002	-7,028,002

**STATEMENT OF RECURRENT EXPENDITURE FOR THE YEAR ENDED 31 MARCH , 2019
AS COMPARED WITH THE ESTIMATES**

(Figures in Pula)

MIN DEPT PARENT A/C CHILD A/C	DETAILS	APPROVED ESTIMATES	WARRANTED PROVISION	ACTUAL EXPENDITURE	EXPENDITURE OVER + OR UNDER - APPROVED ESTIMATES	EXPENDITURE OVER + OR UNDER - WARRANTED PROVISION
0800	Ministry of Local Government and Rural Development					
0801	Headquarters (MLG&RD)					
00110	Salaries and Allowances					
00111	Basic Salary	94,560,950	50,628,165	48,437,304	-46,123,646	-2,190,861
00112	Allowances (Salaries and Wages)	6,000,000	5,410,000	4,694,358	-1,305,642	-715,642
00114	Casual Labour (Salaries and Allowances)	242,340	242,340	8,184	-234,156	-234,156
00115	Temporary Assistance (Salaries and Allowances)	1,800,000	1,800,000	1,218,219	-581,781	-581,781
00124	Leave Travel Concession	378,130	378,130	155,275	-222,855	-222,855
00132	Minister's Maids/Gardener's refunds	74,000	119,000	100,611	26,611	-18,389
00139	Overtime Allowances	0	1,400,000	1,245,468	1,245,468	-154,532
Total Parent Account	00110	103,055,420	59,977,635	55,859,418	-47,196,002	-4,118,217
00160	Pensions, Gratuities and Compensations					
00164	Gratuities - Contract Officers	9,734,100	13,784,100	13,771,348	4,037,248	-12,752
Total Parent Account	00160	9,734,100	13,784,100	13,771,348	4,037,248	-12,752
00200	Travelling and Transport (Internal)					
00201	Transportation Costs (Internal Travel)	230,000	845,000	558,886	328,886	-286,114
00202	Subsistence Costs (Internal Travel)	4,778,090	5,778,090	5,240,802	462,712	-537,288
00204	Petrol, Oil and Lubricants (Internal Travel)	3,208,030	2,563,030	1,461,234	-1,746,796	-1,101,796
00206	Hire Charges	1,778,680	398,655	26,206	-1,752,474	-372,449
00207	Accidents Charges	150,000	5,000	0	-150,000	-5,000
00208	Driver Charges	48,060	48,060	0	-48,060	-48,060
Total Parent Account	00200	10,192,860	9,637,835	7,287,128	-2,905,732	-2,350,707
00300	Travelling and Transport (External)					
00301	Transportation Costs (External Travel)	398,000	598,000	559,785	161,785	-38,215
00302	Subsistence Costs (External Travel)	439,460	869,460	675,888	236,428	-193,572
Total Parent Account	00300	837,460	1,467,460	1,235,673	398,213	-231,787
00400	General Expenses and Supplies					
00401	Advertising and Publicity	402,200	402,200	383,915	-18,285	-18,285
00405	Domestic and Household Requisites	300,000	565,000	411,564	111,564	-153,436
00409	Incidental Expenses (General Expenses)	1,230,500	1,330,500	1,174,847	-55,653	-155,653
00414	Office Supplies (General Expenses and Supplies)	2,336,530	2,136,530	1,759,262	-577,268	-377,268
00417	Postal Charges (General Expenses and Supplies)	3,000,000	3,500,000	3,306,848	306,848	-193,152
00421	Recruitment Expenses	500,000	34,500	22,112	-477,888	-12,388
00422	Service Charges	3,937,700	3,937,700	2,521,343	-1,416,357	-1,416,357
00423	Uniforms and Protective Clothing	137,730	137,730	121,600	-16,130	-16,130
00432	Printing Charges	500,000	300,000	162,558	-337,442	-137,442
Total Parent Account	00400	12,344,660	12,344,160	9,864,049	-2,480,611	-2,480,111

**STATEMENT OF RECURRENT EXPENDITURE FOR THE YEAR ENDED 31 MARCH , 2019
AS COMPARED WITH THE ESTIMATES**

(Figures in Pula)

MIN DEPT PARENT A/C CHILD A/C	DETAILS	APPROVED ESTIMATES	WARRANTED PROVISION	ACTUAL EXPENDITURE	EXPENDITURE OVER + OR UNDER - APPROVED ESTIMATES	EXPENDITURE OVER + OR UNDER - WARRANTED PROVISION
0800	Ministry of Local Government and Rural Development					
0801	Headquarters (MLG&RD)					
00500	Departmental Services					
00572	Rents:Offices	10,744,620	12,394,620	12,225,864	1,481,244	-168,756
Total Parent Account	00500	10,744,620	12,394,620	12,225,864	1,481,244	-168,756
00700	Maintenance and Running (Equipment)					
00707	Fire Fighting Equipment (Maint. and Running- Equip.)	30,000	20,000	0	-30,000	-20,000
00712	Office Equipment (Maintenance and Running Equip.)	105,000	105,000	47,311	-57,690	-57,690
00718	Vehicles and Plant Maintenance	2,000,000	2,000,000	1,523,405	-476,595	-476,595
00724	Computer Systems Consumables	20,000	20,000	0	-20,000	-20,000
00725	Computer Systems Maintenance	1,000,000	916,000	355,464	-644,536	-560,536
Total Parent Account	00700	3,155,000	3,061,000	1,926,179	-1,228,821	-1,134,821
00800	Maintenance and Running Expenses (Other)					
00803	Buildings (Maint and Running Exp - Other)	1,000,000	2,000,000	1,666,453	666,453	-333,547
00806	Grounds (Maint and Running Exp - Other)	400,000	400,000	322,672	-77,328	-77,328
00814	Minor Works (Maint and Running Exp - Other)	300,000	300,000	175,010	-124,990	-124,990
Total Parent Account	00800	1,700,000	2,700,000	2,164,136	464,136	-535,864
01100	Government Hospitality					
01101	Official Receptions	200,000	100,000	54,000	-146,000	-46,000
Total Parent Account	01100	200,000	100,000	54,000	-146,000	-46,000
01200	Training					
01201	Allowances (Training)	1,000,000	1,000,000	882,919	-117,081	-117,081
01202	Courses (Training)	1,000,000	1,000,000	348,432	-651,568	-651,568
01212	In Service Training Unit	8,416,600	6,916,600	5,460,478	-2,956,122	-1,456,122
01217	Performance Management System	1,000,000	1,200,000	1,103,055	103,055	-96,945
Total Parent Account	01200	11,416,600	10,116,600	7,794,885	-3,621,715	-2,321,715
01300	Councils, Conferences and Exhibitions					
01422	Seminars and Workshops committee Conferences	1,220,240	1,220,240	1,139,468	-80,772	-80,772
01438	Trade Fairs Agricultural Shows and Exhibitions	60,000	0	0	-60,000	0
01474	Clean-up Campaigns	800,000	800,500	800,381	381	-119
01475	District Multi-Sectoral Aids Committee Activities (DMSAC)	2,655,000	2,655,000	2,407,251	-247,749	-247,749
Total Parent Account	01300	4,735,240	4,675,740	4,347,100	-388,140	-328,640
01700	Grants Subventions and Other Payments					
01967	Workmen's Compensation	264,000	424,000	421,299	157,299	-2,701
02072	Local Government Membership Subscriptions	200,000	100,000	0	-200,000	-100,000
Total Parent Account	01700	464,000	524,000	421,299	-42,701	-102,701

**STATEMENT OF RECURRENT EXPENDITURE FOR THE YEAR ENDED 31 MARCH , 2019
AS COMPARED WITH THE ESTIMATES**

(Figures in Pula)

MIN DEPT PARENT A/C CHILD A/C	DETAILS	APPROVED ESTIMATES	WARRANTED PROVISION	ACTUAL EXPENDITURE	EXPENDITURE OVER + OR UNDER - APPROVED ESTIMATES	EXPENDITURE OVER + OR UNDER - WARRANTED PROVISION
0800	Ministry of Local Government and Rural Development					
0801	Headquarters (MLG&RD)					
04300	Special Expenditure					
04305	Audio - Visual Aid Equipment	50,000	370,000	15,483	-34,517	-354,517
04314	Furniture and Equipment	4,687,080	877,080	459,499	-4,227,581	-417,581
04315	Furniture For Govt Quarters	300,000	100,000	0	-300,000	-100,000
04333	Vehicles (Special Expenditure)	9,972,950	9,972,950	9,895,499	-77,451	-77,451
04349	Computer Replacement	430,000	584,000	475,160	45,160	-108,840
Total Parent Account	04300	15,440,030	11,904,030	10,845,641	-4,594,389	-1,058,389
0802	Department of Social Services					
00110	Salaries and Allowances					
00111	Basic Salary	0	0	38,132	38,132	38,132
00112	Allowances (Salaries and Wages)	0	0	618	618	618
Total Parent Account	00110	0	0	38,750	38,750	38,750
0804	Department of Local Governance and Development Planning					
00110	Salaries and Allowances					
00111	Basic Salary	5,421,900	5,303,600	5,013,373	-408,527	-290,227
00112	Allowances (Salaries and Wages)	854,860	1,079,860	1,096,607	241,747	16,747
00115	Temporary Assistance (Salaries and Allowances)	111,920	195,220	182,924	71,004	-12,296
00124	Leave Travel Concession	25,000	25,000	18,641	-6,359	-6,359
00139	Overtime Allowances	0	120,000	59,549	59,549	-60,451
Total Parent Account	00110	6,413,680	6,723,680	6,371,094	-42,586	-352,586
00200	Travelling and Transport (Internal)					
00201	Transportation Costs (Internal Travel)	100,000	100,000	67,119	-32,881	-32,881
00202	Subsistence Costs (Internal Travel)	200,000	200,000	186,060	-13,940	-13,940
00204	Petrol, Oil and Lubricants (Internal Travel)	150,000	46,000	45,664	-104,336	-336
00206	Hire Charges	43,780	780	0	-43,780	-780
00207	Accidents Charges	10,000	100	0	-10,000	-100
00208	Driver Charges	5,000	10	0	-5,000	-10
Total Parent Account	00200	508,780	346,890	298,843	-209,937	-48,047
00300	Travelling and Transport (External)					
00301	Transportation Costs (External Travel)	130,000	130,000	105,747	-24,253	-24,253
00302	Subsistence Costs (External Travel)	126,000	126,000	91,392	-34,609	-34,609
Total Parent Account	00300	256,000	256,000	197,139	-58,861	-58,861
00400	General Expenses and Supplies					
00401	Advertising and Publicity	16,000	16,000	3,680	-12,320	-12,320
00405	Domestic and Household Requisites	20,000	34,890	34,141	14,141	-749
00409	Incidental Expenses (General Expenses)	20,540	30,540	30,518	9,978	-22
00414	Office Supplies (General Expenses and Supplies)	250,000	343,000	342,828	92,828	-172

**STATEMENT OF RECURRENT EXPENDITURE FOR THE YEAR ENDED 31 MARCH , 2019
AS COMPARED WITH THE ESTIMATES**

(Figures in Pula)

MIN DEPT PARENT A/C CHILD A/C	DETAILS	APPROVED ESTIMATES	WARRANTED PROVISION	ACTUAL EXPENDITURE	EXPENDITURE OVER + OR UNDER - APPROVED ESTIMATES	EXPENDITURE OVER + OR UNDER - WARRANTED PROVISION
0800	Ministry of Local Government and Rural Development					
0804	Department of Local Governance and Development Planning					
00400	General Expenses and Supplies					
00417	Postal Charges (General Expenses and Supplies)	50,000	80,000	35,615	-14,385	-44,385
00422	Service Charges	150,000	356,000	355,438	205,438	-562
00423	Uniforms and Protective Clothing	10,000	10,000	9,162	-838	-838
00432	Printing Charges	220,000	220,000	186,369	-33,631	-33,631
Total Parent Account	00400	736,540	1,090,430	997,750	261,210	-92,680
00500	Departmental Services					
00503	Consultancies (Investigation and Research)	500,000	500,000	487,612	-12,388	-12,388
Total Parent Account	00500	500,000	500,000	487,612	-12,388	-12,388
00700	Maintenance and Running (Equipment)					
00712	Office Equipment (Maintenance and Running Equip.)	4,000	4,000	3,359	-641	-641
00718	Vehicles and Plant Maintenance	130,000	108,000	52,279	-77,721	-55,721
00724	Computer Systems Consumables	1,000	1,000	954	-46	-46
Total Parent Account	00700	135,000	113,000	56,591	-78,409	-56,409
01200	Training					
01201	Allowances (Training)	10,000	10,000	10,000	0	0
01202	Courses (Training)	75,000	75,000	65,044	-9,956	-9,956
Total Parent Account	01200	85,000	85,000	75,044	-9,956	-9,956
01300	Councils, Conferences and Exhibitions					
01334	District Development Committees	100,000	100,000	98,204	-1,797	-1,797
01335	District Development Conference	100,000	100,000	97,535	-2,465	-2,465
01422	Seminars and Workshops committee Conferences	150,000	150,000	120,848	-29,152	-29,152
Total Parent Account	01300	350,000	350,000	316,586	-33,414	-33,414
04300	Special Expenditure					
04314	Furniture and Equipment	20,000	20,000	19,512	-488	-488
04349	Computer Replacement	30,000	30,000	29,964	-36	-36
Total Parent Account	04300	50,000	50,000	49,476	-524	-524
0807	Department of Local Government Finance and Procurement Services					
00110	Salaries and Allowances					
00111	Basic Salary	25,010,500	24,995,500	24,850,200	-160,300	-145,300
00112	Allowances (Salaries and Wages)	2,600,000	4,035,000	4,068,917	1,468,917	33,917
00114	Casual Labour (Salaries and Allowances)	1,242,590	442,590	234,620	-1,007,970	-207,970
00115	Temporary Assistance (Salaries and Allowances)	315,000	315,000	200,989	-114,011	-114,011
00124	Leave Travel Concession	273,270	273,270	267,037	-6,233	-6,233
00139	Overtime Allowances	0	3,000,000	2,770,793	2,770,793	-229,207
Total Parent Account	00110	29,441,360	33,061,360	32,392,555	2,951,195	-668,805

**STATEMENT OF RECURRENT EXPENDITURE FOR THE YEAR ENDED 31 MARCH , 2019
AS COMPARED WITH THE ESTIMATES**

(Figures in Pula)

MIN DEPT PARENT A/C CHILD A/C	DETAILS	APPROVED ESTIMATES	WARRANTED PROVISION	ACTUAL EXPENDITURE	EXPENDITURE OVER + OR UNDER - APPROVED ESTIMATES	EXPENDITURE OVER + OR UNDER - WARRANTED PROVISION
0800	Ministry of Local Government and Rural Development					
0807	Department of Local Government Finance and Procurement Services					
00200	Travelling and Transport (Internal)					
00201	Transportation Costs (Internal Travel)	450,000	442,461	384,963	-65,037	-57,497
00202	Subsistence Costs (Internal Travel)	10,132,420	10,088,443	7,086,566	-3,045,854	-3,001,877
00203	Freight (Internal Travel)	50,000	50,000	709	-49,291	-49,291
00204	Petrol, Oil and Lubricants (Internal Travel)	6,009,990	6,009,990	4,612,001	-1,397,989	-1,397,989
00206	Hire Charges	100,000	100,000	8,937	-91,063	-91,063
00207	Accidents Charges	50,000	50,000	7,840	-42,160	-42,160
00208	Driver Charges	14,120	14,120	0	-14,120	-14,120
Total Parent Account	00200	16,806,530	16,755,014	12,101,017	-4,705,513	-4,653,997
00300	Travelling and Transport (External)					
00301	Transportation Costs (External Travel)	774,000	774,000	261,283	-512,717	-512,717
00302	Subsistence Costs (External Travel)	729,600	729,600	629,465	-100,135	-100,135
Total Parent Account	00300	1,503,600	1,503,600	890,748	-612,852	-612,852
00400	General Expenses and Supplies					
00401	Advertising and Publicity	10,000	10,000	320	-9,680	-9,680
00405	Domestic and Household Requisites	679,900	619,900	618,777	-61,123	-1,123
00409	Incidental Expenses (General Expenses)	548,630	628,630	466,556	-82,074	-162,074
00414	Office Supplies (General Expenses and Supplies)	962,320	932,320	864,264	-98,056	-68,056
00417	Postal Charges (General Expenses and Supplies)	500,000	500,000	494,646	-5,354	-5,354
00422	Service Charges	1,316,710	1,316,710	1,223,622	-93,088	-93,088
00423	Uniforms and Protective Clothing	800,920	900,920	743,462	-57,458	-157,458
00432	Printing Charges	90,000	90,000	44,669	-45,331	-45,331
00437	Medical Expenses	70,590	70,590	30,098	-40,492	-40,492
Total Parent Account	00400	4,979,070	5,069,070	4,486,414	-492,656	-582,656
00500	Departmental Services					
00541	Stores	10,000	10,000	7,833	-2,168	-2,168
00547	Food Supplies	600,000,000	597,497,515	564,161,780	-35,838,220	-33,335,735
Total Parent Account	00500	600,010,000	597,507,515	564,169,613	-35,840,387	-33,337,902
00700	Maintenance and Running (Equipment)					
00704	Camping Equipment	183,430	183,430	40,672	-142,758	-142,758
00707	Fire Fighting Equipment (Maint. and Running- Equip.)	50,000	50,000	14,853	-35,147	-35,147
00712	Office Equipment (Maintenance and Running Equip.)	70,000	190,000	91,517	21,517	-98,483
00718	Vehicles and Plant Maintenance	7,328,660	7,328,660	5,227,369	-2,101,291	-2,101,291
00724	Computer Systems Consumables	10,460,000	10,460,000	9,691,680	-768,320	-768,320
Total Parent Account	00700	18,092,090	18,212,090	15,066,091	-3,025,999	-3,145,999

**STATEMENT OF RECURRENT EXPENDITURE FOR THE YEAR ENDED 31 MARCH , 2019
AS COMPARED WITH THE ESTIMATES**

(Figures in Pula)

MIN DEPT PARENT A/C CHILD A/C	DETAILS	APPROVED ESTIMATES	WARRANTED PROVISION	ACTUAL EXPENDITURE	EXPENDITURE OVER + OR UNDER - APPROVED ESTIMATES	EXPENDITURE OVER + OR UNDER - WARRANTED PROVISION
0800	Ministry of Local Government and Rural Development					
0807	Department of Local Government Finance and Procurement Services					
00800	Maintenance and Running Expenses (Other)					
00805	Furniture (Maint and Running Exp - Other)	10,000	10,000	0	-10,000	-10,000
00814	Minor Works (Maint and Running Exp - Other)	3,000,000	2,570,000	1,531,683	-1,468,317	-1,038,317
Total Parent Account	00800	3,010,000	2,580,000	1,531,683	-1,478,317	-1,048,317
01200	Training					
01201	Allowances (Training)	10,000	10,000	0	-10,000	-10,000
01202	Courses (Training)	591,010	591,010	477,668	-113,342	-113,342
Total Parent Account	01200	601,010	601,010	477,668	-123,342	-123,342
01300	Councils, Conferences and Exhibitions					
01364	Local Authorities Public Accounts committee	1,597,580	1,497,580	1,329,657	-267,923	-167,923
01422	Seminars and Workshops committee Conferences	560,480	750,480	697,209	136,729	-53,271
Total Parent Account	01300	2,158,060	2,248,060	2,026,866	-131,194	-221,194
01700	Grants Subventions and Other Payments					
01899	Revenue Support Grant, Local Authorities	2,851,534,310	2,875,109,080	2,875,014,316	23,480,006	-94,764
01901	Revenue Support Grant; Urban Authorities	920,242,070	923,501,491	923,441,197	3,199,127	-60,294
02072	Local Government Membership Subscriptions	6,373,270	6,643,064	6,643,064	269,794	0
Total Parent Account	01700	3,778,149,650	3,805,253,635	3,805,098,576	26,948,926	-155,059
04300	Special Expenditure					
04309	Camping and Weather Protection Equipment	120,000	120,000	60,492	-59,508	-59,508
04314	Furniture and Equipment	152,590	282,590	207,546	54,956	-75,044
04349	Computer Replacement	300,000	300,000	0	-300,000	-300,000
Total Parent Account	04300	572,590	702,590	268,038	-304,552	-434,552
0809	Department of Tribal Administration					
00110	Salaries and Allowances					
00111	Basic Salary	268,475,930	268,475,930	259,812,020	-8,663,910	-8,663,910
00112	Allowances (Salaries and Wages)	28,494,330	27,074,330	25,147,373	-3,346,957	-1,926,957
00114	Casual Labour (Salaries and Allowances)	400,000	390,000	254,497	-145,503	-135,503
00115	Temporary Assistance (Salaries and Allowances)	900,000	2,390,000	2,125,661	1,225,661	-264,339
00124	Leave Travel Concession	1,735,510	1,855,510	1,621,732	-113,778	-233,778
00125	Leave Encashment	100,000	100,000	0	-100,000	-100,000
00133	Member's sitting Allowance	300,000	300,000	119,952	-180,048	-180,048
00135	Headman of Arbitration Allowance	137,529,780	131,089,851	118,594,015	-18,935,765	-12,495,836
00139	Overtime Allowances	0	5,600,000	5,547,983	5,547,983	-52,017
Total Parent Account	00110	437,935,550	437,275,621	413,223,233	-24,712,317	-24,052,388

**STATEMENT OF RECURRENT EXPENDITURE FOR THE YEAR ENDED 31 MARCH , 2019
AS COMPARED WITH THE ESTIMATES**

(Figures in Pula)

MIN DEPT PARENT A/C CHILD A/C	DETAILS	APPROVED ESTIMATES	WARRANTED PROVISION	ACTUAL EXPENDITURE	EXPENDITURE OVER + OR UNDER - APPROVED ESTIMATES	EXPENDITURE OVER + OR UNDER - WARRANTED PROVISION
0800	Ministry of Local Government and Rural Development					
0809	Department of Tribal Administration					
00200	Travelling and Transport (Internal)					
00201	Transportation Costs (Internal Travel)	1,035,000	1,470,000	1,379,800	344,800	-90,200
00202	Subsistence Costs (Internal Travel)	5,600,000	11,778,418	10,529,368	4,929,368	-1,249,050
00204	Petrol, Oil and Lubricants (Internal Travel)	9,862,000	9,862,000	9,862,000	0	0
00206	Hire Charges	100,000	100,000	0	-100,000	-100,000
00207	Accidents Charges	275,450	275,450	245,637	-29,813	-29,813
00208	Driver Charges	13,000	13,000	0	-13,000	-13,000
Total Parent Account	00200	16,885,450	23,498,868	22,016,804	5,131,354	-1,482,064
00300	Travelling and Transport (External)					
00301	Transportation Costs (External Travel)	20,000	20,000	0	-20,000	-20,000
00302	Subsistence Costs (External Travel)	50,000	50,000	14,115	-35,885	-35,885
Total Parent Account	00300	70,000	70,000	14,115	-55,885	-55,885
00400	General Expenses and Supplies					
00401	Advertising and Publicity	60,000	60,000	58,057	-1,943	-1,943
00405	Domestic and Household Requisites	1,000,000	996,000	871,371	-128,629	-124,629
00409	Incidental Expenses (General Expenses)	355,950	659,950	607,334	251,384	-52,616
00414	Office Supplies (General Expenses and Supplies)	1,730,540	2,330,540	2,216,548	486,008	-113,992
00416	Property Rents and Rates	42,000	42,000	9,306	-32,694	-32,694
00417	Postal Charges (General Expenses and Supplies)	8,863,400	10,263,400	9,258,623	395,223	-1,004,777
00422	Service Charges	21,453,360	19,053,360	18,994,775	-2,458,585	-58,585
00423	Uniforms and Protective Clothing	407,850	1,081,361	1,007,993	600,143	-73,368
00432	Printing Charges	250,000	350,000	337,140	87,140	-12,860
Total Parent Account	00400	34,163,100	34,836,611	33,361,144	-801,956	-1,475,467
00500	Departmental Services					
00527	Payment to Witnesses	200,000	200,000	52,157	-147,843	-147,843
00529	Rents (Housing)	100,000	350,000	227,018	127,018	-122,982
00541	Stores	12,690,000	11,190,000	8,382,129	-4,307,871	-2,807,871
Total Parent Account	00500	12,990,000	11,740,000	8,661,304	-4,328,696	-3,078,696
00700	Maintenance and Running (Equipment)					
00704	Camping Equipment	500	500	0	-500	-500
00707	Fire Fighting Equipment (Maint. and Running- Equip.)	30,000	80,000	77,857	47,857	-2,143
00712	Office Equipment (Maintenance and Running Equip.)	83,370	193,370	182,205	98,835	-11,165
00713	Radio and Transmitter Equipment	500	500	0	-500	-500
00718	Vehicles and Plant Maintenance	4,492,250	6,467,250	5,850,154	1,357,904	-617,096
Total Parent Account	00700	4,606,620	6,741,620	6,110,216	1,503,596	-631,404

**STATEMENT OF RECURRENT EXPENDITURE FOR THE YEAR ENDED 31 MARCH , 2019
AS COMPARED WITH THE ESTIMATES**

(Figures in Pula)

MIN DEPT PARENT A/C CHILD A/C	DETAILS	APPROVED ESTIMATES	WARRANTED PROVISION	ACTUAL EXPENDITURE	EXPENDITURE OVER + OR UNDER - APPROVED ESTIMATES	EXPENDITURE OVER + OR UNDER - WARRANTED PROVISION
0800	Ministry of Local Government and Rural Development					
0809	Department of Tribal Administration					
00800	Maintenance and Running Expenses (Other)					
00803	Buildings (Maint and Running Exp - Other)	13,013,480	8,631,480	8,442,566	-4,570,914	-188,914
00805	Furniture (Maint and Running Exp - Other)	13,150	13,150	11,715	-1,435	-1,435
00806	Grounds (Maint and Running Exp - Other)	12,180	12,180	2,160	-10,021	-10,021
00809	Livestock Maintenance (Maint and Running Exp - Other)	1,000	1,000	0	-1,000	-1,000
00814	Minor Works (Maint and Running Exp - Other)	150,000	250,000	131,780	-18,220	-118,220
Total Parent Account	00800	13,189,810	8,907,810	8,588,222	-4,601,588	-319,588
01200	Training					
01201	Allowances (Training)	23,140	523,140	348,400	325,260	-174,740
01202	Courses (Training)	138,870	538,870	56,160	-82,710	-482,710
01204	Equipment (Training)	20,000	20,000	0	-20,000	-20,000
01207	Materials (Training)	4,800	4,800	0	-4,800	-4,800
01217	Performance Management System	150,000	300,000	107,869	-42,132	-192,132
Total Parent Account	01200	336,810	1,386,810	512,429	175,619	-874,382
01300	Councils, Conferences and Exhibitions					
01422	Seminars and Workshops committee Conferences	500,000	900,000	581,206	81,206	-318,794
Total Parent Account	01300	500,000	900,000	581,206	81,206	-318,794
04300	Special Expenditure					
04303	Air Conditioners	800,000	800,000	792,413	-7,587	-7,587
04309	Camping and Weather Protection Equipment	31,060	31,060	0	-31,060	-31,060
04313	Fire Fighting Equipment (Special Expenditure)	10,000	10,000	0	-10,000	-10,000
04314	Furniture and Equipment	1,593,350	1,593,350	1,336,446	-256,904	-256,904
04317	Household and Domestic Equip	900,000	900,000	893,823	-6,177	-6,177
04349	Computer Replacement	2,000,000	2,000,000	1,816,519	-183,481	-183,481
Total Parent Account	04300	5,334,410	5,334,410	4,839,200	-495,210	-495,210
0810	Department of Local Government Technical Services					
00110	Salaries and Allowances					
00111	Basic Salary	6,779,700	6,809,700	6,808,967	29,267	-733
00112	Allowances (Salaries and Wages)	2,200,000	2,170,000	2,050,771	-149,229	-119,229
00114	Casual Labour (Salaries and Allowances)	35,000	29,000	1,884	-33,116	-27,116
00115	Temporary Assistance (Salaries and Allowances)	75,000	81,000	76,947	1,947	-4,053
00124	Leave Travel Concession	30,000	32,900	32,826	2,826	-74
00139	Overtime Allowances	0	57,100	30,759	30,759	-26,341
Total Parent Account	00110	9,119,700	9,179,700	9,002,153	-117,547	-177,547

**STATEMENT OF RECURRENT EXPENDITURE FOR THE YEAR ENDED 31 MARCH , 2019
AS COMPARED WITH THE ESTIMATES**

(Figures in Pula)

MIN DEPT PARENT A/C CHILD A/C	DETAILS	APPROVED ESTIMATES	WARRANTED PROVISION	ACTUAL EXPENDITURE	EXPENDITURE OVER + OR UNDER - APPROVED ESTIMATES	EXPENDITURE OVER + OR UNDER - WARRANTED PROVISION
0800	Ministry of Local Government and Rural Development					
0810	Department of Local Government Technical Services					
00200	Travelling and Transport (Internal)					
00201	Transportation Costs (Internal Travel)	79,000	93,196	79,950	950	-13,246
00202	Subsistence Costs (Internal Travel)	450,730	488,050	418,315	-32,415	-69,735
00204	Petrol, Oil and Lubricants (Internal Travel)	83,000	83,000	50,000	-33,000	-33,000
00206	Hire Charges	1,000	1,000	0	-1,000	-1,000
00207	Accidents Charges	1,000	1,000	0	-1,000	-1,000
00208	Driver Charges	1,000	1,000	0	-1,000	-1,000
Total Parent Account	00200	615,730	667,246	548,265	-67,465	-118,981
00300	Travelling and Transport (External)					
00301	Transportation Costs (External Travel)	44,000	44,000	31,427	-12,573	-12,573
00302	Subsistence Costs (External Travel)	43,000	43,000	16,822	-26,178	-26,178
Total Parent Account	00300	87,000	87,000	48,248	-38,752	-38,752
00400	General Expenses and Supplies					
00401	Advertising and Publicity	45,000	45,000	42,926	-2,074	-2,074
00405	Domestic and Household Requisites	50,000	50,000	43,262	-6,738	-6,738
00409	Incidental Expenses (General Expenses)	55,000	95,025	87,607	32,607	-7,418
00414	Office Supplies (General Expenses and Supplies)	200,000	200,000	196,262	-3,738	-3,738
00417	Postal Charges (General Expenses and Supplies)	80,000	80,000	66,033	-13,967	-13,967
00422	Service Charges	340,000	340,000	273,395	-66,605	-66,605
00423	Uniforms and Protective Clothing	35,000	35,000	32,018	-2,982	-2,982
00432	Printing Charges	10,000	7,150	7,056	-2,944	-94
Total Parent Account	00400	815,000	852,175	748,560	-66,440	-103,615
00700	Maintenance and Running (Equipment)					
00712	Office Equipment (Maintenance and Running Equip.)	15,000	15,000	7,129	-7,871	-7,871
00718	Vehicles and Plant Maintenance	110,000	110,000	69,640	-40,360	-40,360
00724	Computer Systems Consumables	2,000	2,000	1,702	-298	-298
Total Parent Account	00700	127,000	127,000	78,471	-48,529	-48,529
00800	Maintenance and Running Expenses (Other)					
00805	Furniture (Maint and Running Exp - Other)	3,000	3,000	0	-3,000	-3,000
00814	Minor Works (Maint and Running Exp - Other)	8,000	8,000	0	-8,000	-8,000
Total Parent Account	00800	11,000	11,000	0	-11,000	-11,000
01200	Training					
01201	Allowances (Training)	15,000	15,000	13,451	-1,549	-1,549
01202	Courses (Training)	71,290	71,290	69,148	-2,142	-2,142
Total Parent Account	01200	86,290	86,290	82,599	-3,691	-3,691

**STATEMENT OF RECURRENT EXPENDITURE FOR THE YEAR ENDED 31 MARCH , 2019
AS COMPARED WITH THE ESTIMATES**

(Figures in Pula)

MIN DEPT PARENT A/C CHILD A/C	DETAILS	APPROVED ESTIMATES	WARRANTED PROVISION	ACTUAL EXPENDITURE	EXPENDITURE OVER + OR UNDER - APPROVED ESTIMATES	EXPENDITURE OVER + OR UNDER - WARRANTED PROVISION
0800	Ministry of Local Government and Rural Development					
0810	Department of Local Government Technical Services					
01300	Councils, Conferences and Exhibitions					
01422	Seminars and Workshops committee Conferences	110,000	110,000	109,922	-78	-78
Total Parent Account	01300	110,000	110,000	109,922	-78	-78
04300	Special Expenditure					
04314	Furniture and Equipment	10,000	10,000	7,482	-2,518	-2,518
04349	Computer Replacement	20,000	22,850	0	-20,000	-22,850
Total Parent Account	04300	30,000	32,850	7,482	-22,518	-25,368
0813	Department of Rural Development					
00110	Salaries and Allowances					
00111	Basic Salary	3,859,860	3,974,860	3,972,151	112,291	-2,709
00112	Allowances (Salaries and Wages)	104,780	504,780	422,866	318,086	-81,914
00115	Temporary Assistance (Salaries and Allowances)	20	20	0	-20	-20
00124	Leave Travel Concession	8,660	14,460	14,451	5,791	-9
00139	Overtime Allowances	0	194,200	60,996	60,996	-133,204
Total Parent Account	00110	3,973,320	4,688,320	4,470,463	497,143	-217,857
00200	Travelling and Transport (Internal)					
00201	Transportation Costs (Internal Travel)	85,040	35,040	16,693	-68,347	-18,347
00202	Subsistence Costs (Internal Travel)	104,080	154,080	121,813	17,733	-32,267
00204	Petrol, Oil and Lubricants (Internal Travel)	81,000	81,000	0	-81,000	-81,000
Total Parent Account	00200	270,120	270,120	138,505	-131,615	-131,615
00300	Travelling and Transport (External)					
00301	Transportation Costs (External Travel)	160,000	160,000	29,174	-130,826	-130,826
00302	Subsistence Costs (External Travel)	100,000	100,000	89,366	-10,634	-10,634
Total Parent Account	00300	260,000	260,000	118,540	-141,460	-141,460
00400	General Expenses and Supplies					
00401	Advertising and Publicity	35,000	35,000	0	-35,000	-35,000
00409	Incidental Expenses (General Expenses)	10,000	32,000	16,844	6,844	-15,156
00414	Office Supplies (General Expenses and Supplies)	90,900	190,900	150,122	59,222	-40,778
00417	Postal Charges (General Expenses and Supplies)	35,000	35,000	0	-35,000	-35,000
00423	Uniforms and Protective Clothing	3,000	3,000	1,865	-1,135	-1,135
00432	Printing Charges	120,000	20,000	7,797	-112,203	-12,203
Total Parent Account	00400	293,900	315,900	176,628	-117,272	-139,272
00500	Departmental Services					
00503	Consultancies (Investigation and Research)	22,010	10	0	-22,010	-10
Total Parent Account	00500	22,010	10	0	-22,010	-10

**STATEMENT OF RECURRENT EXPENDITURE FOR THE YEAR ENDED 31 MARCH , 2019
AS COMPARED WITH THE ESTIMATES**

(Figures in Pula)

MIN DEPT PARENT A/C CHILD A/C	DETAILS	APPROVED ESTIMATES	WARRANTED PROVISION	ACTUAL EXPENDITURE	EXPENDITURE OVER + OR UNDER - APPROVED ESTIMATES	EXPENDITURE OVER + OR UNDER - WARRANTED PROVISION
0800	Ministry of Local Government and Rural Development					
0813	Department of Rural Development					
01200	Training					
01202	Courses (Training)	48,420	48,420	40,320	-8,100	-8,100
Total Parent Account	01200	48,420	48,420	40,320	-8,100	-8,100
01300	Councils, Conferences and Exhibitions					
01413	Rural Development Council	30,000	30,000	25,200	-4,800	-4,800
01422	Seminars and Workshops committee Conferences	203,770	203,770	157,740	-46,030	-46,030
Total Parent Account	01300	233,770	233,770	182,940	-50,830	-50,830
04300	Special Expenditure					
04314	Furniture and Equipment	37,510	37,510	0	-37,510	-37,510
Total Parent Account	04300	37,510	37,510	0	-37,510	-37,510
0814	Department of Social Protection					
00110	Salaries and Allowances					
00111	Basic Salary	35,494,060	35,274,060	34,143,841	-1,350,219	-1,130,219
00112	Allowances (Salaries and Wages)	3,156,000	3,376,000	3,379,854	223,854	3,854
00114	Casual Labour (Salaries and Allowances)	42,350	22,350	18,411	-23,939	-3,939
00115	Temporary Assistance (Salaries and Allowances)	225,910	245,910	242,850	16,940	-3,060
00118	Training Post Allowances	192,290	192,290	93,510	-98,780	-98,780
00124	Leave Travel Concession	200,000	200,000	149,007	-50,993	-50,993
00128	Destitute Allowance	90,138,010	109,333,183	109,332,534	19,194,524	-649
00139	Overtime Allowances	0	1,013,110	562,931	562,931	-450,179
00142	Disability Allowance	29,873,600	34,910,850	34,910,450	5,036,850	-400
Total Parent Account	00110	159,322,220	184,567,753	182,833,388	23,511,168	-1,734,365
00160	Pensions, Gratuities and Compensations					
00171	World War 11 Veterans	9,695,400	9,437,400	9,141,763	-553,637	-295,637
00172	Old Age Pension Scheme	589,995,880	586,195,880	586,191,592	-3,804,288	-4,288
Total Parent Account	00160	599,691,280	595,633,280	595,333,355	-4,357,925	-299,925
00200	Travelling and Transport (Internal)					
00201	Transportation Costs (Internal Travel)	300,000	200,000	174,720	-125,280	-25,280
00202	Subsistence Costs (Internal Travel)	1,000,000	1,130,000	894,108	-105,892	-235,892
00203	Freight (Internal Travel)	2,500	2,500	0	-2,500	-2,500
00204	Petrol, Oil and Lubricants (Internal Travel)	600,000	600,000	600,000	0	0
00206	Hire Charges	150,000	0	0	-150,000	0
00207	Accidents Charges	14,500	4,500	0	-14,500	-4,500
00208	Driver Charges	6,490	6,490	0	-6,490	-6,490
Total Parent Account	00200	2,073,490	1,943,490	1,668,828	-404,662	-274,662
00300	Travelling and Transport (External)					
00301	Transportation Costs (External Travel)	200,000	120,000	75,933	-124,067	-44,067
00302	Subsistence Costs (External Travel)	350,000	350,000	233,384	-116,616	-116,616

**STATEMENT OF RECURRENT EXPENDITURE FOR THE YEAR ENDED 31 MARCH , 2019
AS COMPARED WITH THE ESTIMATES**

(Figures in Pula)

MIN DEPT PARENT A/C CHILD A/C	DETAILS	APPROVED ESTIMATES	WARRANTED PROVISION	ACTUAL EXPENDITURE	EXPENDITURE OVER + OR UNDER - APPROVED ESTIMATES	EXPENDITURE OVER + OR UNDER - WARRANTED PROVISION
0800	Ministry of Local Government and Rural Development					
0814	Department of Social Protection					
00300	Travelling and Transport (External)					
Total Parent Account	00300	550,000	470,000	309,317	-240,683	-160,683
00400	General Expenses and Supplies					
00401	Advertising and Publicity	109,580	59,580	41,008	-68,572	-18,572
00405	Domestic and Household Requisites	200,000	200,000	178,207	-21,793	-21,793
00409	Incidental Expenses (General Expenses)	200,000	200,000	169,370	-30,630	-30,630
00414	Office Supplies (General Expenses and Supplies)	450,000	450,000	389,381	-60,619	-60,619
00417	Postal Charges (General Expenses and Supplies)	400,000	400,000	398,287	-1,713	-1,713
00422	Service Charges	500,000	2,496,950	2,478,698	1,978,698	-18,252
00423	Uniforms and Protective Clothing	100,000	100,000	96,579	-3,421	-3,421
00432	Printing Charges	131,130	131,130	94,012	-37,118	-37,118
Total Parent Account	00400	2,090,710	4,037,660	3,845,542	1,754,832	-192,118
00500	Departmental Services					
00531	Repatriation of Destitutes and Illegals	3,689,800	3,689,800	3,571,495	-118,305	-118,305
00539	Statistical Surveys	2,000	0	0	-2,000	0
00541	Stores	5,000	0	0	-5,000	0
00561	Agency Fees	55,734,960	76,244,387	76,092,834	20,357,874	-151,553
Total Parent Account	00500	59,431,760	79,934,187	79,664,329	20,232,569	-269,858
00700	Maintenance and Running (Equipment)					
00704	Camping Equipment	2,500	500	0	-2,500	-500
00707	Fire Fighting Equipment (Maint. and Running-Equip.)	1,000	0	0	-1,000	0
00712	Office Equipment (Maintenance and Running Equip.)	15,000	13,000	12,808	-2,192	-192
00713	Radio and Transmitter Equipment	250	0	0	-250	0
00714	Recording and Visual Aid Equipment	500,000	0	0	-500,000	0
00718	Vehicles and Plant Maintenance	700,000	700,000	546,402	-153,598	-153,598
00724	Computer Systems Consumables	500,400	1,850,400	650,404	150,004	-1,199,996
Total Parent Account	00700	1,719,150	2,563,900	1,209,614	-509,536	-1,354,286
00800	Maintenance and Running Expenses (Other)					
00806	Grounds (Maint and Running Exp - Other)	500	0	0	-500	0
Total Parent Account	00800	500	0	0	-500	0
00900	Institutional Running Expenses					
00901	Allowances,Students	5,000	5,000	5,653	653	653
00902	Books, Library and Texts	3,000	3,000	0	-3,000	-3,000
00903	Domestic Supplies	210,000	210,000	145,006	-64,994	-64,994
00904	Drugs	500	500	78	-423	-423
00905	Examination and Allied	5,000	5,000	2,012	-2,988	-2,988

**STATEMENT OF RECURRENT EXPENDITURE FOR THE YEAR ENDED 31 MARCH , 2019
AS COMPARED WITH THE ESTIMATES**

(Figures in Pula)

MIN DEPT PARENT A/C CHILD A/C	DETAILS	APPROVED ESTIMATES	WARRANTED PROVISION	ACTUAL EXPENDITURE	EXPENDITURE OVER + OR UNDER - APPROVED ESTIMATES	EXPENDITURE OVER + OR UNDER - WARRANTED PROVISION
0800	Ministry of Local Government and Rural Development					
0814	Department of Social Protection					
00900	Institutional Running Expenses					
	Expenses (Instit. Rng Expenses					
00906	First Aid Equipment	5,000	5,000	960	-4,040	-4,040
00907	Food	444,170	444,170	348,417	-95,753	-95,753
00909	Maintenance of Buildings	400,000	6,381,459	6,140,621	5,740,621	-240,838
00911	Maintenance of Furniture and Equipment	10,000	10,000	0	-10,000	-10,000
00912	Maintenance of Grounds	20,000	15,000	7,546	-12,454	-7,454
00913	Out of School Activities	80,000	50,000	29,588	-50,413	-20,413
00914	Materials for Practical Subjects	20,000	20,000	9,253	-10,747	-10,747
00917	Service Charges- Unmetred	400,000	400,000	389,382	-10,618	-10,618
00921	Stationery Office School	64,450	64,450	29,121	-35,329	-35,329
00922	Teaching Requisites	1,000	1,000	0	-1,000	-1,000
00927	Students' and Tutors' Travelling Expenses	1,000	1,000	781	-219	-219
00928	Tutors'fees (Institutional Running Expenses)	2,000	2,000	0	-2,000	-2,000
00931	Graduation Ceremonies	1,000	1,000	0	-1,000	-1,000
00933	Books: Students	1,000	1,000	0	-1,000	-1,000
00934	Uniforms;Students	51,200	51,200	49,859	-1,341	-1,341
00935	Sports Equipment	10,000	10,000	2,988	-7,012	-7,012
Total Parent Account	00900	1,734,320	7,680,779	7,161,263	5,426,943	-519,516
01200	Training					
01201	Allowances (Training)	27,770	27,770	0	-27,770	-27,770
01202	Courses (Training)	46,300	46,300	44,883	-1,417	-1,417
01204	Equipment (Training)	10,000	10,000	0	-10,000	-10,000
01207	Materials (Training)	1,000	1,000	0	-1,000	-1,000
Total Parent Account	01200	85,070	85,070	44,883	-40,187	-40,187
01300	Councils, Conferences and Exhibitions					
01422	Seminars and Workshops committee Conferences	100,000	100,000	70,096	-29,904	-29,904
01438	Trade Fairs Agricultural Shows and Exhibitions	300,000	125,000	120,892	-179,108	-4,108
Total Parent Account	01300	400,000	225,000	190,989	-209,012	-34,012
01700	Grants Subventions and Other Payments					
01737	Botswana Council for Social Welfare	200,000	200,000	178,334	-21,666	-21,666
01763	Child Welfare'	500,000	500,000	262,856	-237,144	-237,144
01854	International Year for Family	300,000	300,000	293,442	-6,558	-6,558
01857	Juvenile and After Care Services	20,000	20,000	0	-20,000	-20,000
01897	Relief for Destitutes	12,503,600	12,503,600	11,783,220	-720,380	-720,380
01908	S.O.S. Children Village Grant	1,000,000	1,000,000	1,000,000	0	0
01925	Social Welfare Workshops and Seminars	200,000	200,000	153,075	-46,925	-46,925
01978	Community Home Base Care	15,000,000	15,000,000	13,275,098	-1,724,902	-1,724,902
02011	Grant to NGO's	2,946,000	2,946,000	2,937,528	-8,472	-8,472

**STATEMENT OF RECURRENT EXPENDITURE FOR THE YEAR ENDED 31 MARCH , 2019
AS COMPARED WITH THE ESTIMATES**

(Figures in Pula)

MIN DEPT PARENT A/C CHILD A/C	DETAILS	APPROVED ESTIMATES	WARRANTED PROVISION	ACTUAL EXPENDITURE	EXPENDITURE OVER + OR UNDER - APPROVED ESTIMATES	EXPENDITURE OVER + OR UNDER - WARRANTED PROVISION
0800	Ministry of Local Government and Rural Development					
0814	Department of Social Protection					
01700	Grants Subventions and Other Payments					
02107	Orphan Care Program	220,083,500	177,053,166	176,841,112	-43,242,388	-212,054
Total Parent Account	01700	252,753,100	209,722,766	206,724,665	-46,028,435	-2,998,101
04300	Special Expenditure					
04309	Camping and Weather Protection Equipment	5,000	0	0	-5,000	0
04314	Furniture and Equipment	100,000	100,000	94,991	-5,009	-5,009
04349	Computer Replacement	200,000	200,000	197,841	-2,159	-2,159
Total Parent Account	04300	305,000	300,000	292,832	-12,168	-7,168
0815	Department of Community Development					
00110	Salaries and Allowances					
00111	Basic Salary	6,030,012	5,965,012	5,743,774	-286,238	-221,238
00112	Allowances (Salaries and Wages)	283,828	283,828	283,256	-572	-572
00114	Casual Labour (Salaries and Allowances)	10,000	10,000	2,078	-7,922	-7,922
00115	Temporary Assistance (Salaries and Allowances)	150,000	215,000	188,463	38,463	-26,537
00124	Leave Travel Concession	50,000	50,000	13,865	-36,135	-36,135
00139	Overtime Allowances	0	129,000	85,957	85,957	-43,043
Total Parent Account	00110	6,523,840	6,652,840	6,317,393	-206,447	-335,447
00200	Travelling and Transport (Internal)					
00201	Transportation Costs (Internal Travel)	125,050	125,050	76,828	-48,222	-48,222
00202	Subsistence Costs (Internal Travel)	720,000	720,000	611,216	-108,784	-108,784
00203	Freight (Internal Travel)	2,000	2,000	0	-2,000	-2,000
00204	Petrol, Oil and Lubricants (Internal Travel)	200,000	200,000	167,074	-32,926	-32,926
00206	Hire Charges	120,000	10,000	0	-120,000	-10,000
00207	Accidents Charges	5,000	5,000	0	-5,000	-5,000
00208	Driver Charges	1,020	1,020	0	-1,020	-1,020
Total Parent Account	00200	1,173,070	1,063,070	855,118	-317,952	-207,952
00300	Travelling and Transport (External)					
00301	Transportation Costs (External Travel)	162,476	162,476	35,764	-126,712	-126,712
00302	Subsistence Costs (External Travel)	260,000	260,000	174,769	-85,231	-85,231
Total Parent Account	00300	422,476	422,476	210,533	-211,943	-211,943
00400	General Expenses and Supplies					
00401	Advertising and Publicity	100,000	100,000	84,629	-15,371	-15,371
00405	Domestic and Household Requisites	100,000	160,000	81,181	-18,819	-78,819
00409	Incidental Expenses (General Expenses)	101,125	71,125	68,434	-32,692	-2,692
00414	Office Supplies (General Expenses and Supplies)	102,727	142,727	139,554	36,827	-3,173
00417	Postal Charges (General Expenses and Supplies)	150,000	100,000	83,441	-66,559	-16,559
00422	Service Charges	314,637	383,237	314,227	-411	-69,011

**STATEMENT OF RECURRENT EXPENDITURE FOR THE YEAR ENDED 31 MARCH , 2019
AS COMPARED WITH THE ESTIMATES**

(Figures in Pula)

MIN DEPT PARENT A/C CHILD A/C	DETAILS	APPROVED ESTIMATES	WARRANTED PROVISION	ACTUAL EXPENDITURE	EXPENDITURE OVER + OR UNDER - APPROVED ESTIMATES	EXPENDITURE OVER + OR UNDER - WARRANTED PROVISION
0800	Ministry of Local Government and Rural Development					
0815	Department of Community Development					
00400	General Expenses and Supplies					
00423	Uniforms and Protective Clothing	30,700	30,700	29,381	-1,319	-1,319
00432	Printing Charges	300,000	240,000	200,156	-99,845	-39,845
Total Parent Account	00400	1,199,189	1,227,789	1,001,002	-198,187	-226,787
00500	Departmental Services					
00539	Statistical Surveys	20,000	0	0	-20,000	0
00555	Graphic Equipment and Supplies	30,000	0	0	-30,000	0
Total Parent Account	00500	50,000	0	0	-50,000	0
00700	Maintenance and Running (Equipment)					
00704	Camping Equipment	10,000	0	0	-10,000	0
00707	Fire Fighting Equipment (Maint. and Running-Equip.)	5,000	5,000	0	-5,000	-5,000
00712	Office Equipment (Maintenance and Running Equip.)	15,735	15,735	0	-15,735	-15,735
00714	Recording and Visual Aid Equipment	52,940	0	0	-52,940	0
00718	Vehicles and Plant Maintenance	200,000	160,000	140,448	-59,552	-19,552
00724	Computer Systems Consumables	100,000	100,000	84,631	-15,369	-15,369
Total Parent Account	00700	383,675	280,735	225,079	-158,596	-55,656
00800	Maintenance and Running Expenses (Other)					
00806	Grounds (Maint and Running Exp - Other)	250	250	0	-250	-250
Total Parent Account	00800	250	250	0	-250	-250
01200	Training					
01201	Allowances (Training)	27,770	0	0	-27,770	0
01202	Courses (Training)	92,580	132,580	76,932	-15,648	-55,648
01204	Equipment (Training)	10,000	10,000	4,095	-5,905	-5,905
01207	Materials (Training)	20,000	20,000	17,995	-2,005	-2,005
Total Parent Account	01200	150,350	162,580	99,022	-51,328	-63,558
01300	Councils, Conferences and Exhibitions					
01422	Seminars and Workshops committee Conferences	300,000	571,210	449,613	149,613	-121,598
01438	Trade Fairs Agricultural Shows and Exhibitions	300,000	291,400	289,744	-10,256	-1,656
Total Parent Account	01300	600,000	862,610	739,356	139,356	-123,254
01700	Grants Subventions and Other Payments					
01803	Day Care Centre Programme	400,000	400,000	400,000	0	0
01964	USAID Tech. Assi. Prog (Women's Leadership Course)	212,000	212,000	198,668	-13,332	-13,332
02011	Grant to NGO's	900,000	900,000	866,743	-33,257	-33,257
Total Parent Account	01700	1,512,000	1,512,000	1,465,411	-46,589	-46,589

**STATEMENT OF RECURRENT EXPENDITURE FOR THE YEAR ENDED 31 MARCH , 2019
AS COMPARED WITH THE ESTIMATES**

(Figures in Pula)

MIN DEPT PARENT A/C CHILD A/C	DETAILS	APPROVED ESTIMATES	WARRANTED PROVISION	ACTUAL EXPENDITURE	EXPENDITURE OVER + OR UNDER - APPROVED ESTIMATES	EXPENDITURE OVER + OR UNDER - WARRANTED PROVISION
0800	Ministry of Local Government and Rural Development					
0815	Department of Community Development					
04300	Special Expenditure					
04309	Camping and Weather Protection Equipment	10,500	0	0	-10,500	0
04314	Furniture and Equipment	80,000	50,000	46,447	-33,553	-3,553
04349	Computer Replacement	10,000	10,000	8,624	-1,376	-1,376
Total Parent Account	04300	100,500	60,000	55,071	-45,429	-4,929
0801	Headquarters (MLG&RD)	184,019,990	142,687,180	127,796,719	-56,223,271	-14,890,461
0802	Department of Social Services	0		38,750	38,750	38,750
0804	Department of Local Governance and Development Planning	9,035,000	9,515,000	8,850,136	-184,864	-664,864
0807	Department of Local Government Finance and Procurement Services	4,455,323,960	4,483,493,944	4,438,509,270	-16,814,690	-44,984,674
0809	Department of Tribal Administration	526,011,750	530,691,750	497,907,872	-28,103,878	-32,783,878
0810	Department of Local Government Technical Services	11,001,720	11,153,261	10,625,700	-376,020	-527,561
0813	Department of Rural Development	5,139,050	5,854,050	5,127,397	-11,653	-726,653
0814	Department of Social Protection	1,080,156,600	1,087,163,885	1,079,279,004	-877,596	-7,884,881
0815	Department of Community Development	12,115,350	12,244,350	10,967,986	-1,147,364	-1,276,364
TOTAL	Ministry of Local Government and Rural Development	6,282,803,420	6,282,803,420	6,179,102,833	-103,700,587	-103,700,587

**STATEMENT OF RECURRENT EXPENDITURE FOR THE YEAR ENDED 31 MARCH , 2019
AS COMPARED WITH THE ESTIMATES**

(Figures in Pula)

MIN DEPT PARENT A/C CHILD A/C	DETAILS	APPROVED ESTIMATES	WARRANTED PROVISION	ACTUAL EXPENDITURE	EXPENDITURE OVER + OR UNDER - APPROVED ESTIMATES	EXPENDITURE OVER + OR UNDER - WARRANTED PROVISION
1000	Ministry of Mineral Resources, Green Technology and Energy Security					
1001	Headquarters (MMGE)					
00110	Salaries and Allowances					
00111	Basic Salary	27,525,510	28,461,830	25,799,489	-1,726,021	-2,662,341
00112	Allowances (Salaries and Wages)	4,079,390	5,304,750	5,348,692	1,269,302	43,942
00114	Casual Labour (Salaries and Allowances)	10,000	10,000	779	-9,221	-9,221
00115	Temporary Assistance (Salaries and Allowances)	273,860	273,860	279,734	5,874	5,874
00124	Leave Travel Concession	69,500	84,500	82,689	13,189	-1,811
00125	Leave Encashment	0	41,886	41,885	41,885	-1
00139	Overtime Allowances	0	1,185,900	1,171,244	1,171,244	-14,656
Total Parent Account	00110	31,958,260	35,362,726	32,724,513	766,253	-2,638,213
00160	Pensions, Gratuities and Compensations					
00164	Gratuities - Contract Officers	1,201,860	1,201,860	1,066,818	-135,042	-135,042
Total Parent Account	00160	1,201,860	1,201,860	1,066,818	-135,042	-135,042
00200	Travelling and Transport (Internal)					
00201	Transportation Costs (Internal Travel)	150,000	150,000	136,324	-13,676	-13,676
00202	Subsistence Costs (Internal Travel)	240,140	1,907,173	582,263	342,123	-1,324,910
00204	Petrol, Oil and Lubricants (Internal Travel)	230,460	230,460	224,500	-5,960	-5,960
00206	Hire Charges	34,630	34,630	0	-34,630	-34,630
00207	Accidents Charges	9,820	9,820	0	-9,820	-9,820
00208	Driver Charges	16,950	16,950	0	-16,950	-16,950
Total Parent Account	00200	682,000	2,349,033	943,087	261,087	-1,405,945
00300	Travelling and Transport (External)					
00301	Transportation Costs (External Travel)	1,571,770	1,671,770	1,494,863	-76,907	-176,907
00302	Subsistence Costs (External Travel)	1,165,770	1,165,770	934,579	-231,191	-231,191
00303	Appointment and Termination Fares	300,000	200,000	0	-300,000	-200,000
Total Parent Account	00300	3,037,540	3,037,540	2,429,441	-608,099	-608,099
00400	General Expenses and Supplies					
00401	Advertising and Publicity	633,600	633,600	471,623	-161,977	-161,977
00405	Domestic and Household Requisites	150,000	330,000	259,136	109,136	-70,864
00409	Incidental Expenses (General Expenses)	200,000	480,000	302,190	102,190	-177,810
00414	Office Supplies (General Expenses and Supplies)	600,930	1,250,930	1,175,683	574,753	-75,247
00417	Postal Charges (General Expenses and Supplies)	1,400,000	1,400,000	1,203,888	-196,112	-196,112
00422	Service Charges	2,621,340	2,621,340	1,611,196	-1,010,144	-1,010,144
00423	Uniforms and Protective Clothing	55,000	55,000	48,866	-6,134	-6,134
00432	Printing Charges	100,000	100,000	71,281	-28,719	-28,719
Total Parent Account	00400	5,760,870	6,870,870	5,143,862	-617,008	-1,727,008

**STATEMENT OF RECURRENT EXPENDITURE FOR THE YEAR ENDED 31 MARCH , 2019
AS COMPARED WITH THE ESTIMATES**

(Figures in Pula)

MIN DEPT PARENT A/C CHILD A/C	DETAILS	APPROVED ESTIMATES	WARRANTED PROVISION	ACTUAL EXPENDITURE	EXPENDITURE OVER + OR UNDER - APPROVED ESTIMATES	EXPENDITURE OVER + OR UNDER - WARRANTED PROVISION
1000	Ministry of Mineral Resources, Green Technology and Energy Security					
1001	Headquarters (MMGE)					
00500	Departmental Services					
00503	Consultancies (Investigation and Research)	65,998,920	64,565,034	44,062,236	-21,936,684	-20,502,798
00546	Library Books (Departmental Expenses)	150,000	150,000	93,373	-56,627	-56,627
00572	Rents:Offices	10,515,070	10,515,070	7,533,027	-2,982,043	-2,982,043
00645	Kimberly Process Expenses	1,000,000	1,000,000	964,093	-35,907	-35,907
Total Parent Account	00500	77,663,990	76,230,104	52,652,729	-25,011,261	-23,577,375
00700	Maintenance and Running (Equipment)					
00712	Office Equipment (Maintenance and Running Equip.)	24,580	319,580	304,924	280,344	-14,656
00717	Sub-Contracted Repairs	2,204,050	704,050	431,603	-1,772,447	-272,447
00718	Vehicles and Plant Maintenance	1,544,230	454,230	252,749	-1,291,481	-201,481
00724	Computer Systems Consumables	50,000	50,000	42,212	-7,788	-7,788
00725	Computer Systems Maintenance	933,810	1,383,810	1,037,974	104,164	-345,836
Total Parent Account	00700	4,756,670	2,911,670	2,069,462	-2,687,208	-842,208
00800	Maintenance and Running Expenses (Other)					
00803	Buildings (Maint and Running Exp - Other)	19,100	19,100	10,724	-8,376	-8,376
00814	Minor Works (Maint and Running Exp - Other)	350,000	350,000	153,092	-196,908	-196,908
Total Parent Account	00800	369,100	369,100	163,817	-205,283	-205,283
01100	Government Hospitality					
01101	Official Receptions	300,000	300,000	101,312	-198,688	-198,688
Total Parent Account	01100	300,000	300,000	101,312	-198,688	-198,688
01200	Training					
01201	Allowances (Training)	995,970	945,970	805,670	-190,300	-140,300
01202	Courses (Training)	1,344,390	924,390	670,219	-674,171	-254,171
01217	Performance Management System	1,000,000	1,400,000	1,112,303	112,303	-287,697
Total Parent Account	01200	3,340,360	3,270,360	2,588,192	-752,168	-682,168
01300	Councils, Conferences and Exhibitions					
01369	Minerals Investment Promotion	600,000	600,000	529,682	-70,318	-70,318
01422	Seminars and Workshops committee Conferences	300,000	350,000	280,401	-19,599	-69,599
01438	Trade Fairs Agricultural Shows and Exhibitions	130,000	130,000	129,931	-69	-69
Total Parent Account	01300	1,030,000	1,080,000	940,014	-89,986	-139,986
01700	Grants Subventions and Other Payments					
01967	Workmen's Compensation	250,000	115,000	14,727	-235,273	-100,273
02129	Botswana Geoscience Institute	63,500,000	63,100,000	63,100,000	-400,000	0
02130	Mineral Development Company Botswana(MDCB)	103,193,120	103,193,120	103,738,399	545,279	545,279

**STATEMENT OF RECURRENT EXPENDITURE FOR THE YEAR ENDED 31 MARCH , 2019
AS COMPARED WITH THE ESTIMATES**

(Figures in Pula)

MIN DEPT PARENT A/C CHILD A/C	DETAILS	APPROVED ESTIMATES	WARRANTED PROVISION	ACTUAL EXPENDITURE	EXPENDITURE OVER + OR UNDER - APPROVED ESTIMATES	EXPENDITURE OVER + OR UNDER - WARRANTED PROVISION
1000	Ministry of Mineral Resources, Green Technology and Energy Security					
1001	Headquarters (MMGE)					
01700	Grants Subventions and Other Payments					
02149	Botswana Energy Regulatory Authority (BERA)	56,860,440	56,860,440	56,860,440	0	0
Total Parent Account	01700	223,803,560	223,268,560	223,713,566	-89,994	445,006
04300	Special Expenditure					
04314	Furniture and Equipment	400,000	500,000	386,415	-13,585	-113,585
04321	Office Equipment (Special Expenditure)	35,000	35,000	20,615	-14,385	-14,385
04349	Computer Replacement	250,000	1,285,000	1,281,120	1,031,120	-3,880
Total Parent Account	04300	685,000	1,820,000	1,688,149	1,003,149	-131,851
1002	Department of Geological Surveys					
00110	Salaries and Allowances					
00111	Basic Salary	4,000,000	60,067	60,067	-3,939,933	0
00112	Allowances (Salaries and Wages)	387,680	0	0	-387,680	0
Total Parent Account	00110	4,387,680	60,067	60,067	-4,327,613	0
1003	Department of Water Affairs					
00200	Travelling and Transport (Internal)					
00202	Subsistence Costs (Internal Travel)	0	0	-3,182	-3,182	-3,182
Total Parent Account	00200	0	0	-3,182	-3,182	-3,182
1004	Department of Mines					
00110	Salaries and Allowances					
00111	Basic Salary	16,219,290	16,219,290	14,323,509	-1,895,781	-1,895,781
00112	Allowances (Salaries and Wages)	4,009,080	4,009,080	3,613,862	-395,218	-395,218
00114	Casual Labour (Salaries and Allowances)	7,250	7,250	2,793	-4,457	-4,457
00115	Temporary Assistance (Salaries and Allowances)	382,570	382,570	222,918	-159,652	-159,652
00124	Leave Travel Concession	31,960	41,960	40,793	8,833	-1,167
00139	Overtime Allowances	0	150,000	155,598	155,598	5,598
Total Parent Account	00110	20,650,150	20,810,150	18,359,472	-2,290,678	-2,450,678
00200	Travelling and Transport (Internal)					
00201	Transportation Costs (Internal Travel)	29,940	99,940	58,769	28,829	-41,171
00202	Subsistence Costs (Internal Travel)	701,320	1,446,320	1,338,073	636,753	-108,247
00203	Freight (Internal Travel)	1,000	1,000	0	-1,000	-1,000
00204	Petrol, Oil and Lubricants (Internal Travel)	270,000	270,000	264,990	-5,010	-5,010
00206	Hire Charges	10,000	2,000	0	-10,000	-2,000
00207	Accidents Charges	25,000	25,000	0	-25,000	-25,000
00208	Driver Charges	5,000	5,000	0	-5,000	-5,000
Total Parent Account	00200	1,042,260	1,849,260	1,661,832	619,572	-187,428

**STATEMENT OF RECURRENT EXPENDITURE FOR THE YEAR ENDED 31 MARCH , 2019
AS COMPARED WITH THE ESTIMATES**

(Figures in Pula)

MIN DEPT PARENT A/C CHILD A/C	DETAILS	APPROVED ESTIMATES	WARRANTED PROVISION	ACTUAL EXPENDITURE	EXPENDITURE OVER + OR UNDER - APPROVED ESTIMATES	EXPENDITURE OVER + OR UNDER - WARRANTED PROVISION
1000	Ministry of Mineral Resources, Green Technology and Energy Security					
1004	Department of Mines					
00300	Travelling and Transport (External)					
00301	Transportation Costs (External Travel)	59,900	59,900	50,707	-9,193	-9,193
00302	Subsistence Costs (External Travel)	60,100	60,100	95,316	35,216	35,216
Total Parent Account	00300	120,000	120,000	146,023	26,023	26,023
00400	General Expenses and Supplies					
00401	Advertising and Publicity	20,000	35,000	20,655	655	-14,345
00405	Domestic and Household Requisites	65,000	155,000	108,278	43,278	-46,722
00409	Incidental Expenses (General Expenses)	70,000	90,000	81,011	11,011	-8,989
00414	Office Supplies (General Expenses and Supplies)	100,000	120,000	102,577	2,577	-17,423
00417	Postal Charges (General Expenses and Supplies)	300,000	400,000	390,837	90,837	-9,163
00422	Service Charges	790,650	790,650	666,699	-123,951	-123,951
00423	Uniforms and Protective Clothing	100,000	100,000	99,743	-257	-257
00432	Printing Charges	40,000	30,000	27,467	-12,533	-2,533
Total Parent Account	00400	1,485,650	1,720,650	1,497,268	11,618	-223,382
00500	Departmental Services					
00503	Consultancies (Investigation and Research)	50,000	9,000	0	-50,000	-9,000
00506	Cost of Analysis	10,000	1,000	0	-10,000	-1,000
00546	Library Books (Departmental Expenses)	20,000	20,000	16,200	-3,800	-3,800
Total Parent Account	00500	80,000	30,000	16,200	-63,800	-13,800
00700	Maintenance and Running (Equipment)					
00707	Fire Fighting Equipment (Maint. and Running- Equip.)	5,000	5,000	678	-4,322	-4,322
00712	Office Equipment (Maintenance and Running Equip.)	20,000	20,000	100	-19,900	-19,900
00714	Recording and Visual Aid Equipment	6,000	6,000	0	-6,000	-6,000
00724	Computer Systems Consumables	80,000	130,000	129,441	49,441	-559
00725	Computer Systems Maintenance	100,000	0	0	-100,000	0
Total Parent Account	00700	211,000	161,000	130,219	-80,781	-30,781
00800	Maintenance and Running Expenses (Other)					
00806	Grounds (Maint and Running Exp - Other)	30,000	10,000	0	-30,000	-10,000
00814	Minor Works (Maint and Running Exp - Other)	21,000	34,000	23,600	2,600	-10,400
Total Parent Account	00800	51,000	44,000	23,600	-27,400	-20,400
01200	Training					
01202	Courses (Training)	85,000	85,000	44,560	-40,440	-40,440
01204	Equipment (Training)	20,380	20,380	0	-20,380	-20,380
Total Parent Account	01200	105,380	105,380	44,560	-60,820	-60,820

**STATEMENT OF RECURRENT EXPENDITURE FOR THE YEAR ENDED 31 MARCH , 2019
AS COMPARED WITH THE ESTIMATES**

(Figures in Pula)

MIN DEPT PARENT A/C CHILD A/C	DETAILS	APPROVED ESTIMATES	WARRANTED PROVISION	ACTUAL EXPENDITURE	EXPENDITURE OVER + OR UNDER - APPROVED ESTIMATES	EXPENDITURE OVER + OR UNDER - WARRANTED PROVISION
1000	Ministry of Mineral Resources, Green Technology and Energy Security					
1004	Department of Mines					
01300	Councils, Conferences and Exhibitions					
01422	Seminars and Workshops committee Conferences	190,000	190,000	115,581	-74,419	-74,419
01438	Trade Fairs Agricultural Shows and Exhibitions	150,000	150,000	131,915	-18,085	-18,085
Total Parent Account	01300	340,000	340,000	247,496	-92,504	-92,504
04300	Special Expenditure					
04303	Air Conditioners	50,000	50,000	42,504	-7,496	-7,496
04309	Camping and Weather Protection Equipment	100,000	5,000	0	-100,000	-5,000
04312	Field Instruments	21,000	21,000	10,698	-10,302	-10,302
04314	Furniture and Equipment	150,000	50,000	41,580	-108,420	-8,420
04317	Household and Domestic Equip	100,000	10,000	0	-100,000	-10,000
04321	Office Equipment (Special Expenditure)	100,000	10,000	0	-100,000	-10,000
04349	Computer Replacement	200,000	200,000	179,300	-20,700	-20,700
Total Parent Account	04300	721,000	346,000	274,082	-446,918	-71,918
1005	Department of Energy Affairs					
00110	Salaries and Allowances					
00111	Basic Salary	13,243,110	13,243,110	10,734,675	-2,508,435	-2,508,435
00112	Allowances (Salaries and Wages)	3,872,210	3,872,210	3,184,094	-688,116	-688,116
00114	Casual Labour (Salaries and Allowances)	10,000	2,000	0	-10,000	-2,000
00115	Temporary Assistance (Salaries and Allowances)	280,000	435,000	366,260	86,260	-68,740
00124	Leave Travel Concession	40,400	40,400	32,688	-7,712	-7,712
00139	Overtime Allowances	0	93,230	79,214	79,214	-14,016
Total Parent Account	00110	17,445,720	17,685,950	14,396,930	-3,048,790	-3,289,020
00200	Travelling and Transport (Internal)					
00201	Transportation Costs (Internal Travel)	100,000	80,000	26,792	-73,208	-53,208
00202	Subsistence Costs (Internal Travel)	771,300	716,300	522,873	-248,427	-193,427
00203	Freight (Internal Travel)	5,000	0	0	-5,000	0
00204	Petrol, Oil and Lubricants (Internal Travel)	148,000	98,000	96,751	-51,249	-1,249
00206	Hire Charges	15,370	0	0	-15,370	0
00207	Accidents Charges	5,180	0	0	-5,180	0
00208	Driver Charges	3,050	0	0	-3,050	0
Total Parent Account	00200	1,047,900	894,300	646,416	-401,484	-247,884
00300	Travelling and Transport (External)					
00301	Transportation Costs (External Travel)	327,470	327,470	181,215	-146,255	-146,255
00302	Subsistence Costs (External Travel)	669,990	569,990	430,125	-239,865	-139,865
Total Parent Account	00300	997,460	897,460	611,340	-386,120	-286,120

**STATEMENT OF RECURRENT EXPENDITURE FOR THE YEAR ENDED 31 MARCH , 2019
AS COMPARED WITH THE ESTIMATES**

(Figures in Pula)

MIN DEPT PARENT A/C CHILD A/C	DETAILS	APPROVED ESTIMATES	WARRANTED PROVISION	ACTUAL EXPENDITURE	EXPENDITURE OVER + OR UNDER - APPROVED ESTIMATES	EXPENDITURE OVER + OR UNDER - WARRANTED PROVISION
1000	Ministry of Mineral Resources, Green Technology and Energy Security					
1005	Department of Energy Affairs					
00400	General Expenses and Supplies					
00401	Advertising and Publicity	250,000	250,000	237,317	-12,683	-12,683
00405	Domestic and Household Requisites	94,140	134,140	120,480	26,340	-13,660
00409	Incidental Expenses (General Expenses)	47,070	62,070	59,865	12,795	-2,205
00414	Office Supplies (General Expenses and Supplies)	209,200	289,200	286,253	77,053	-2,947
00417	Postal Charges (General Expenses and Supplies)	152,300	390,024	389,324	237,024	-700
00422	Service Charges	598,040	598,040	550,529	-47,511	-47,511
00423	Uniforms and Protective Clothing	51,380	31,380	31,180	-20,200	-200
00432	Printing Charges	71,900	81,900	77,591	5,691	-4,309
	Total Parent Account 00400	1,474,030	1,836,754	1,752,540	278,510	-84,214
00500	Departmental Services					
00546	Library Books (Departmental Expenses)	52,300	22,300	16,417	-35,883	-5,883
	Total Parent Account 00500	52,300	22,300	16,417	-35,883	-5,883
00700	Maintenance and Running (Equipment)					
00712	Office Equipment (Maintenance and Running Equip.)	51,500	0	0	-51,500	0
00724	Computer Systems Consumables	116,020	14,020	13,286	-102,735	-735
00725	Computer Systems Maintenance	154,000	37,800	37,800	-116,200	0
	Total Parent Account 00700	321,520	51,820	51,086	-270,435	-735
00800	Maintenance and Running Expenses (Other)					
00814	Minor Works (Maint and Running Exp - Other)	50,000	65,000	58,595	8,595	-6,405
	Total Parent Account 00800	50,000	65,000	58,595	8,595	-6,405
01200	Training					
01201	Allowances (Training)	50,000	0	0	-50,000	0
01202	Courses (Training)	50,000	100,000	99,017	49,017	-983
	Total Parent Account 01200	100,000	100,000	99,017	-983	-983
01300	Councils, Conferences and Exhibitions					
01422	Seminars and Workshops committee Conferences	180,000	178,000	149,661	-30,339	-28,339
01438	Trade Fairs Agricultural Shows and Exhibitions	131,000	41,000	27,643	-103,357	-13,357
	Total Parent Account 01300	311,000	219,000	177,304	-133,696	-41,696
01700	Grants Subventions and Other Payments					
02028	World Energy Council	111,200	96,200	84,424	-26,776	-11,776
02152	International Renewable Energy Agency	0	94,000	93,919	93,919	-81
	Total Parent Account 01700	111,200	190,200	178,343	67,143	-11,857
04300	Special Expenditure					
04314	Furniture and Equipment	10,000	33,370	29,061	19,061	-4,309
04321	Office Equipment (Special Expenditure)	80,000	13,776	13,776	-66,224	0

**STATEMENT OF RECURRENT EXPENDITURE FOR THE YEAR ENDED 31 MARCH , 2019
AS COMPARED WITH THE ESTIMATES**

(Figures in Pula)

MIN DEPT PARENT A/C CHILD A/C	DETAILS	APPROVED ESTIMATES	WARRANTED PROVISION	ACTUAL EXPENDITURE	EXPENDITURE OVER + OR UNDER - APPROVED ESTIMATES	EXPENDITURE OVER + OR UNDER - WARRANTED PROVISION
1000	Ministry of Mineral Resources, Green Technology and Energy Security					
1005	Department of Energy Affairs					
04300	Special Expenditure					
04349	Computer Replacement	150,000	266,200	202,600	52,600	-63,600
Total Parent Account	04300	240,000	313,346	245,437	5,437	-67,909
1001	Headquarters (MMGE)	354,589,210	358,071,823	326,224,963	-28,364,247	-31,846,860
1002	Department of Geological Surveys	4,387,680	60,067	60,067	-4,327,613	0
1003	Department of Water Affairs	0		-3,182	-3,182	-3,182
1004	Department of Mines	24,806,440	25,526,440	22,400,752	-2,405,688	-3,125,688
1005	Department of Energy Affairs	22,151,130	22,276,130	18,233,425	-3,917,705	-4,042,705
TOTAL	Ministry of Mineral Resources, Green Technology and Energy Security	405,934,460	405,934,460	366,916,024	-39,018,436	-39,018,436

**STATEMENT OF RECURRENT EXPENDITURE FOR THE YEAR ENDED 31 MARCH , 2019
AS COMPARED WITH THE ESTIMATES**

(Figures in Pula)

MIN DEPT PARENT A/C CHILD A/C	DETAILS	APPROVED ESTIMATES	WARRANTED PROVISION	ACTUAL EXPENDITURE	EXPENDITURE OVER + OR UNDER - APPROVED ESTIMATES	EXPENDITURE OVER + OR UNDER - WARRANTED PROVISION
1100	Ministry of Health and Wellness					
1101	Headquarters (MoHW)					
00110	Salaries and Allowances					
00111	Basic Salary	135,796,660	133,687,660	124,908,569	-10,888,091	-8,779,091
00112	Allowances (Salaries and Wages)	62,590,840	35,875,840	29,624,754	-32,966,086	-6,251,086
00114	Casual Labour (Salaries and Allowances)	524,350	134,378	133,258	-391,092	-1,119
00115	Temporary Assistance (Salaries and Allowances)	10,500,000	9,628,800	8,039,253	-2,460,747	-1,589,547
00121	Public Officers Medical Aid	305,056,580	330,056,580	326,402,003	21,345,423	-3,654,577
00123	Local Authorities Medical Aid	19,256,570	28,670,174	28,665,884	9,409,314	-4,290
00124	Leave Travel Concession	590,640	528,471	525,010	-65,631	-3,461
00139	Overtime Allowances	0	5,350,000	5,185,928	5,185,928	-164,072
	Total Parent Account 00110	534,315,640	543,931,903	523,484,659	-10,830,981	-20,447,244
00160	Pensions, Gratuities and Compensations					
00164	Gratuities - Contract Officers	54,151,750	81,801,750	78,763,325	24,611,575	-3,038,425
	Total Parent Account 00160	54,151,750	81,801,750	78,763,325	24,611,575	-3,038,425
00200	Travelling and Transport (Internal)					
00201	Transportation Costs (Internal Travel)	948,320	656,022	653,140	-295,180	-2,882
00202	Subsistence Costs (Internal Travel)	3,456,550	7,868,812	6,449,198	2,992,648	-1,419,614
00204	Petrol, Oil and Lubricants (Internal Travel)	5,826,420	4,641,639	4,640,009	-1,186,411	-1,631
00206	Hire Charges	2,852,690	0	0	-2,852,690	0
00207	Accidents Charges	80,690	0	0	-80,690	0
00208	Driver Charges	155,850	0	0	-155,850	0
	Total Parent Account 00200	13,320,520	13,166,473	11,742,347	-1,578,173	-1,424,126
00300	Travelling and Transport (External)					
00301	Transportation Costs (External Travel)	1,810,390	1,893,659	1,732,700	-77,690	-160,959
00302	Subsistence Costs (External Travel)	1,380,580	3,187,311	2,144,761	764,181	-1,042,550
00303	Appointment and Termination Fares	12,616,960	6,616,960	6,264,775	-6,352,185	-352,185
	Total Parent Account 00300	15,807,930	11,697,930	10,142,236	-5,665,694	-1,555,694
00400	General Expenses and Supplies					
00401	Advertising and Publicity	1,070,000	1,088,399	948,895	-121,105	-139,503
00405	Domestic and Household Requisites	710,420	694,420	680,110	-30,310	-14,310
00409	Incidental Expenses (General Expenses)	648,000	912,764	498,174	-149,826	-414,591
00414	Office Supplies (General Expenses and Supplies)	2,464,440	3,626,921	3,270,982	806,542	-355,939
00417	Postal Charges (General Expenses and Supplies)	5,052,860	3,666,081	3,664,062	-1,388,798	-2,019
00421	Recruitment Expenses	945,010	415,010	282,328	-662,682	-132,682
00422	Service Charges	33,758,630	36,246,927	36,046,066	2,287,436	-200,861
00423	Uniforms and Protective Clothing	238,090	128,090	112,611	-125,479	-15,479
00428	Computer System Support	18,040,240	21,440,240	20,388,294	2,348,054	-1,051,946
00432	Printing Charges	222,520	1,646,747	1,625,003	1,402,483	-21,745

**STATEMENT OF RECURRENT EXPENDITURE FOR THE YEAR ENDED 31 MARCH , 2019
AS COMPARED WITH THE ESTIMATES**

(Figures in Pula)

MIN DEPT PARENT A/C CHILD A/C	DETAILS	APPROVED ESTIMATES	WARRANTED PROVISION	ACTUAL EXPENDITURE	EXPENDITURE OVER + OR UNDER - APPROVED ESTIMATES	EXPENDITURE OVER + OR UNDER - WARRANTED PROVISION
1100	Ministry of Health and Wellness					
1101	Headquarters (MoHW)					
00400	General Expenses and Supplies					
Total Parent Account	00400	63,150,210	69,865,598	67,516,524	4,366,314	-2,349,075
00500	Departmental Services					
00503	Consultancies (Investigation and Research)	300,000	0	0	-300,000	0
00572	Rents:Offices	3,815,750	7,587,863	7,587,863	3,772,113	0
00634	Workplace	5,220,000	4,120,980	3,755,020	-1,464,980	-365,960
00635	Mainstreaming of HIV/AIDS in Development Projects	400,000	373,372	345,583	-54,417	-27,789
00636	Support to NAC Sectors	3,000,000	2,385,000	1,506,165	-1,493,835	-878,835
00637	IEC Campaign	1,598,000	1,598,000	1,482,687	-115,313	-115,313
00641	Support to NACA	3,500,000	1,969,536	1,631,533	-1,868,467	-338,003
00650	Civil Society Driven Behaviour Prevention	10,700,000	10,700,000	10,698,030	-1,970	-1,970
00651	Support to Special Groups/Maps	10,000,000	10,748,168	10,606,316	606,316	-141,851
Total Parent Account	00500	38,533,750	39,482,918	37,613,198	-920,552	-1,869,721
00700	Maintenance and Running (Equipment)					
00707	Fire Fighting Equipment (Maint. and Running- Equip.)	300,500	272,941	265,290	-35,210	-7,651
00712	Office Equipment (Maintenance and Running Equip.)	324,000	60,665	55,665	-268,335	-5,000
00718	Vehicles and Plant Maintenance	28,001,060	6,614,560	5,194,773	-22,806,287	-1,419,787
00724	Computer Systems Consumables	3,500,000	1,263,240	1,219,111	-2,280,889	-44,129
Total Parent Account	00700	32,125,560	8,211,406	6,734,840	-25,390,720	-1,476,567
00800	Maintenance and Running Expenses (Other)					
00803	Buildings (Maint and Running Exp - Other)	1,070,000	2,440,000	2,039,807	969,807	-400,193
00806	Grounds (Maint and Running Exp - Other)	72,000	8,334	8,334	-63,666	0
00814	Minor Works (Maint and Running Exp - Other)	474,480	4,001,307	3,067,813	2,593,333	-933,494
Total Parent Account	00800	1,616,480	6,449,641	5,115,954	3,499,474	-1,333,688
00900	Institutional Running Expenses					
00901	Allowances,Students	701,220	851,161	851,161	149,941	0
00902	Books, Library and Texts	2,122,200	1,369,894	1,199,019	-923,181	-170,875
00903	Domestic Supplies	1,986,000	1,960,092	1,888,935	-97,065	-71,156
00905	Examination and Allied Expenses (Instit. Rng Expenses)	520,000	1,170,000	738,958	218,958	-431,042
00907	Food	12,134,500	11,600,516	10,422,777	-1,711,723	-1,177,739
00908	Laboratory Equipment (Institutional Running Expenses)	920,000	486,535	359,688	-560,312	-126,847
00911	Maintenance of Furniture and Equipment	488,730	118,389	104,527	-384,203	-13,862
00912	Maintenance of Grounds	305,620	72,281	66,930	-238,690	-5,350

**STATEMENT OF RECURRENT EXPENDITURE FOR THE YEAR ENDED 31 MARCH , 2019
AS COMPARED WITH THE ESTIMATES**

(Figures in Pula)

MIN DEPT PARENT A/C CHILD A/C	DETAILS	APPROVED ESTIMATES	WARRANTED PROVISION	ACTUAL EXPENDITURE	EXPENDITURE OVER + OR UNDER - APPROVED ESTIMATES	EXPENDITURE OVER + OR UNDER - WARRANTED PROVISION
1100	Ministry of Health and Wellness					
1101	Headquarters (MoHW)					
00900	Institutional Running Expenses					
00913	Out of School Activities	105,600	94,718	90,347	-15,254	-4,372
00921	Stationery Office School	884,000	710,094	561,672	-322,328	-148,422
00922	Teaching Requisites	639,380	593,917	545,681	-93,699	-48,236
00924	Uniforms and Protective	690,510	777,910	685,687	-4,823	-92,223
00927	Students' and Tutors' Travelling Expenses	8,200,000	11,435,900	8,632,322	432,322	-2,803,578
00931	Graduation Ceremonies	400,000	250,714	250,714	-149,286	0
00933	Books: Students	610,000	287,622	287,622	-322,378	0
00935	Sports Equipment	645,540	212,212	212,212	-433,328	0
Total Parent Account	00900	31,353,300	31,991,955	26,898,251	-4,455,049	-5,093,704
01100	Government Hospitality					
01101	Official Receptions	602,450	188,450	104,602	-497,848	-83,848
Total Parent Account	01100	602,450	188,450	104,602	-497,848	-83,848
01200	Training					
01215	In-Service Training	17,160,970	23,236,912	22,070,219	4,909,249	-1,166,693
01217	Performance Management System	2,089,330	1,761,330	1,630,696	-458,634	-130,634
01220	Kitso Training Coordinating	441,600	440,600	440,406	-1,194	-194
Total Parent Account	01200	19,691,900	25,438,842	24,141,322	4,449,422	-1,297,520
01300	Councils, Conferences and Exhibitions					
01387	National Food Control Board	85,000	77,635	77,634	-7,366	-1
01407	Quality Management	2,385,750	190,610	190,610	-2,195,140	0
01422	Seminars and Workshops committee Conferences	2,551,830	3,502,060	3,225,350	673,520	-276,710
01432	Students Representative Council	34,990	17,178	17,178	-17,812	0
01438	Trade Fairs Agricultural Shows and Exhibitions	450,000	376,302	376,302	-73,698	0
01446	Work Improvements Teams	200,000	0	0	-200,000	0
01473	Youth Development and Empowerment Programmes	450,000	365,000	363,955	-86,045	-1,045
Total Parent Account	01300	6,157,570	4,528,785	4,251,029	-1,906,541	-277,756
01700	Grants Subventions and Other Payments					
01708	African Rehabilitation Institute (ARI)	320,000	0	0	-320,000	0
01739	Botswana Family Welfare Association	285,000	285,000	285,000	0	0
01752	Botswana Red Cross	180,000	0	0	-180,000	0
01766	College Prizes	25,000	5,580	5,580	-19,420	0
01831	Institutions Membership	57,000	0	0	-57,000	0
01967	Workmen's Compensation	1,250,000	2,964,108	2,964,108	1,714,108	0
01969	World Health Organisation (WHO)	700,000	686,270	686,270	-13,730	0
02029	BNAEP	390,000	390,000	390,000	0	0
02094	Peace Corps Volunteers	3,000,000	3,378,805	2,748,601	-251,399	-630,204

**STATEMENT OF RECURRENT EXPENDITURE FOR THE YEAR ENDED 31 MARCH , 2019
AS COMPARED WITH THE ESTIMATES**

(Figures in Pula)

MIN DEPT PARENT A/C CHILD A/C	DETAILS	APPROVED ESTIMATES	WARRANTED PROVISION	ACTUAL EXPENDITURE	EXPENDITURE OVER + OR UNDER - APPROVED ESTIMATES	EXPENDITURE OVER + OR UNDER - WARRANTED PROVISION
1100	Ministry of Health and Wellness					
1101	Headquarters (MoHW)					
01700	Grants Subventions and Other Payments					
Total Parent Account	01700	6,207,000	7,709,763	7,079,559	872,559	-630,204
04300	Special Expenditure					
04309	Camping and Weather Protection Equipment	94,500	25	0	-94,500	-25
04314	Furniture and Equipment	1,040,640	1,413,562	1,209,675	169,035	-203,887
04315	Furniture For Govt Quarters	368,000	69,652	67,831	-300,169	-1,821
04317	Household and Domestic Equip	650,800	108,838	108,838	-541,962	0
04321	Office Equipment (Special Expenditure)	284,630	159,630	158,877	-125,753	-753
04333	Vehicles (Special Expenditure)	68,750,110	69,291,110	61,425,794	-7,324,316	-7,865,316
04349	Computer Replacement	22,704,510	18,258,570	15,402,107	-7,302,403	-2,856,463
Total Parent Account	04300	93,893,190	89,301,387	78,373,122	-15,520,068	-10,928,265
1106	Department of Policy, Planning, Monitoring and Evaluation					
00110	Salaries and Allowances					
00111	Basic Salary	7,826,360	7,276,360	6,205,419	-1,620,941	-1,070,941
00112	Allowances (Salaries and Wages)	705,790	1,760,790	1,544,578	838,788	-216,212
00115	Temporary Assistance (Salaries and Allowances)	500,000	665,000	567,397	67,397	-97,603
00124	Leave Travel Concession	8,560	28,560	24,338	15,778	-4,222
00139	Overtime Allowances	0	166,000	146,144	146,144	-19,856
Total Parent Account	00110	9,040,710	9,896,710	8,487,876	-552,834	-1,408,834
00200	Travelling and Transport (Internal)					
00201	Transportation Costs (Internal Travel)	90,000	20,000	17,142	-72,858	-2,858
00202	Subsistence Costs (Internal Travel)	90,000	267,050	102,502	12,502	-164,548
Total Parent Account	00200	180,000	287,050	119,644	-60,356	-167,406
00300	Travelling and Transport (External)					
00301	Transportation Costs (External Travel)	80,000	0	0	-80,000	0
00302	Subsistence Costs (External Travel)	80,000	80,000	72,066	-7,934	-7,934
Total Parent Account	00300	160,000	80,000	72,066	-87,934	-7,934
00400	General Expenses and Supplies					
00409	Incidental Expenses (General Expenses)	20,000	10,000	6,510	-13,490	-3,490
00432	Printing Charges	450,420	450,420	430,826	-19,594	-19,594
Total Parent Account	00400	470,420	460,420	437,336	-33,084	-23,084
00500	Departmental Services					
00503	Consultancies (Investigation and Research)	448,000	220,950	69,788	-378,212	-151,162
00546	Library Books (Departmental Expenses)	100,000	50,860	46,276	-53,724	-4,584

**STATEMENT OF RECURRENT EXPENDITURE FOR THE YEAR ENDED 31 MARCH , 2019
AS COMPARED WITH THE ESTIMATES**

(Figures in Pula)

MIN DEPT PARENT A/C CHILD A/C	DETAILS	APPROVED ESTIMATES	WARRANTED PROVISION	ACTUAL EXPENDITURE	EXPENDITURE OVER + OR UNDER - APPROVED ESTIMATES	EXPENDITURE OVER + OR UNDER - WARRANTED PROVISION
1100	Ministry of Health and Wellness					
1106	Department of Policy, Planning, Monitoring and Evaluation					
00500	Departmental Services					
Total Parent Account	00500	548,000	271,810	116,064	-431,936	-155,746
04300	Special Expenditure					
04314	Furniture and Equipment	80,000	0	0	-80,000	0
Total Parent Account	04300	80,000	0	0	-80,000	0
1107	Department of Health Sector Relations and Partnership					
00110	Salaries and Allowances					
00111	Basic Salary	5,048,690	5,373,690	5,443,682	394,992	69,992
00112	Allowances (Salaries and Wages)	713,390	713,390	669,352	-44,038	-44,038
00124	Leave Travel Concession	16,770	16,770	16,723	-47	-47
00139	Overtime Allowances	0	126,595	132,649	132,649	6,054
Total Parent Account	00110	5,778,850	6,230,445	6,262,406	483,556	31,960
00200	Travelling and Transport (Internal)					
00201	Transportation Costs (Internal Travel)	70,000	67,207	67,207	-2,793	0
00202	Subsistence Costs (Internal Travel)	260,000	260,000	156,058	-103,942	-103,942
Total Parent Account	00200	330,000	327,207	223,265	-106,736	-103,942
00300	Travelling and Transport (External)					
00301	Transportation Costs (External Travel)	100,000	45,355	45,355	-54,645	0
00302	Subsistence Costs (External Travel)	200,000	197,973	197,973	-2,027	0
Total Parent Account	00300	300,000	243,328	243,328	-56,672	0
00400	General Expenses and Supplies					
00405	Domestic and Household Requisites	250,000	250,000	244,038	-5,962	-5,962
00409	Incidental Expenses (General Expenses)	205,000	5,328,123	32,124	-172,876	-5,295,999
00414	Office Supplies (General Expenses and Supplies)	104,000	234,000	221,381	117,381	-12,619
00423	Uniforms and Protective Clothing	0	60,146	60,146	60,146	0
00432	Printing Charges	20,000	1,000	1,000	-19,000	0
Total Parent Account	00400	579,000	5,873,269	558,690	-20,310	-5,314,579
01300	Councils, Conferences and Exhibitions					
01312	Botswana Medical Council	500,000	472,000	471,458	-28,542	-542
01317	Botswana Nursing Council	1,050,000	1,386,760	1,293,734	243,734	-93,026
01422	Seminars and Workshops committee Conferences	350,000	242,600	228,909	-121,091	-13,691
Total Parent Account	01300	1,900,000	2,101,360	1,994,101	94,101	-107,259
01700	Grants Subventions and Other Payments					
01862	Mission Hospitals, Grants-in-Aid	137,694,670	164,737,274	163,127,765	25,433,095	-1,609,510
01878	Non - Government Rehabilitation Centres	43,150,630	28,949,630	28,273,604	-14,877,026	-676,026

**STATEMENT OF RECURRENT EXPENDITURE FOR THE YEAR ENDED 31 MARCH , 2019
AS COMPARED WITH THE ESTIMATES**

(Figures in Pula)

MIN DEPT PARENT A/C CHILD A/C	DETAILS	APPROVED ESTIMATES	WARRANTED PROVISION	ACTUAL EXPENDITURE	EXPENDITURE OVER + OR UNDER - APPROVED ESTIMATES	EXPENDITURE OVER + OR UNDER - WARRANTED PROVISION
1100	Ministry of Health and Wellness					
1107	Department of Health Sector Relations and Partnership					
01700	Grants Subventions and Other Payments					
Total Parent Account	01700	180,845,300	193,686,904	191,401,369	10,556,069	-2,285,536
04300	Special Expenditure					
04314	Furniture and Equipment	120,000	133,897	133,897	13,897	0
Total Parent Account	04300	120,000	133,897	133,897	13,897	0
1108	Department of Clinical Services					
00110	Salaries and Allowances					
00111	Basic Salary	2,229,939,940	2,041,439,940	2,030,949,276	-198,990,664	-10,490,664
00112	Allowances (Salaries and Wages)	459,875,220	753,074,847	767,959,578	308,084,358	14,884,731
00114	Casual Labour (Salaries and Allowances)	3,340,740	3,340,740	2,275,313	-1,065,427	-1,065,427
00115	Temporary Assistance (Salaries and Allowances)	27,759,550	47,542,121	42,438,485	14,678,935	-5,103,636
00124	Leave Travel Concession	5,355,710	8,220,267	6,533,821	1,178,111	-1,686,446
00137	Chinese Medical Team	5,350,000	2,850,000	2,017,026	-3,332,974	-832,974
00139	Overtime Allowances	0	71,400,000	75,634,055	75,634,055	4,234,055
Total Parent Account	00110	2,731,621,160	2,927,867,915	2,927,807,553	196,186,393	-60,361
00200	Travelling and Transport (Internal)					
00201	Transportation Costs (Internal Travel)	6,024,740	8,360,445	7,292,531	1,267,791	-1,067,914
00202	Subsistence Costs (Internal Travel)	30,583,930	50,956,588	37,760,503	7,176,573	-13,196,085
00203	Freight (Internal Travel)	150,000	150,000	6,166	-143,834	-143,834
00204	Petrol, Oil and Lubricants (Internal Travel)	69,846,950	39,846,950	29,028,727	-40,818,223	-10,818,223
00205	Mercy Flights and Transport	13,236,020	16,133,023	14,429,434	1,193,414	-1,703,589
00206	Hire Charges	762,880	762,880	29,999	-732,881	-732,881
00207	Accidents Charges	345,250	345,250	0	-345,250	-345,250
00208	Driver Charges	34,000	34,000	0	-34,000	-34,000
Total Parent Account	00200	120,983,770	116,589,136	88,547,359	-32,436,411	-28,041,777
00300	Travelling and Transport (External)					
00301	Transportation Costs (External Travel)	901,850	1,151,850	1,083,802	181,952	-68,049
00302	Subsistence Costs (External Travel)	1,794,510	3,264,510	2,440,564	646,054	-823,946
00305	Transportation of Patients	1,700,000	1,330,000	1,112,518	-587,482	-217,482
Total Parent Account	00300	4,396,360	5,746,360	4,636,883	240,523	-1,109,477
00400	General Expenses and Supplies					
00401	Advertising and Publicity	177,070	177,070	121,571	-55,499	-55,499
00403	Compensation (General Expenses)	25,850	25,850	5,030	-20,820	-20,820
00409	Incidental Expenses (General Expenses)	2,194,880	2,781,880	2,343,931	149,051	-437,949
00414	Office Supplies (General Expenses and Supplies)	15,841,000	24,383,917	21,299,608	5,458,608	-3,084,309
00415	Packing and Preservation Materials	150,000	150,000	64,976	-85,024	-85,024

**STATEMENT OF RECURRENT EXPENDITURE FOR THE YEAR ENDED 31 MARCH , 2019
AS COMPARED WITH THE ESTIMATES**

(Figures in Pula)

MIN DEPT PARENT A/C CHILD A/C	DETAILS	APPROVED ESTIMATES	WARRANTED PROVISION	ACTUAL EXPENDITURE	EXPENDITURE OVER + OR UNDER - APPROVED ESTIMATES	EXPENDITURE OVER + OR UNDER - WARRANTED PROVISION
1100	Ministry of Health and Wellness					
1108	Department of Clinical Services					
00400	General Expenses and Supplies					
00417	Postal Charges (General Expenses and Supplies)	12,770,010	19,933,450	15,322,253	2,552,243	-4,611,197
00421	Recruitment Expenses	2,000,000	1,528,500	694,980	-1,305,020	-833,520
00422	Service Charges	210,991,850	290,179,253	267,646,783	56,654,933	-22,532,470
00432	Printing Charges	610,000	460,000	346,601	-263,399	-113,399
00446	Outsourced Services	184,164,320	224,732,749	188,647,196	4,482,876	-36,085,552
Total Parent Account	00400	428,924,980	564,352,669	496,492,930	67,567,950	-67,859,739
00500	Departmental Services					
00511	Dental Equipment and Supplies	10,418,560	18,198,560	6,934,039	-3,484,521	-11,264,521
00512	Disease and Pest Control	7,114,650	9,951,050	9,121,204	2,006,554	-829,846
00522	Laboratory Supplies	57,016,740	27,956,072	18,853,042	-38,163,698	-9,103,029
00529	Rents (Housing)	607,000	607,000	202,600	-404,400	-404,400
00541	Stores	105,000	15,000	14,893	-90,107	-107
00549	Orthopaedic Equipment and Supplies	6,648,150	28,498,150	18,015,675	11,367,525	-10,482,475
00554	Audiological Equipment and Supplies	1,000,000	1,000,000	591,919	-408,081	-408,081
00565	Occupational Equipment and Supplies	346,810	1,246,810	186,846	-159,964	-1,059,964
00569	Cold Chain Equipment and Supplies	2,500,000	5,500,000	2,581,081	81,081	-2,918,919
00588	Rehabilitation of Disabled People	6,178,080	4,378,080	2,261,786	-3,916,294	-2,116,294
00608	National Plan of Action on Nutrition	2,614,100	4,614,100	3,052,817	438,717	-1,561,283
00626	Blood Transfusion	4,000,000	4,718,000	3,666,186	-333,814	-1,051,814
00647	Rent Free Accomodation	0	600,000	522,107	522,107	-77,893
Total Parent Account	00500	98,549,090	107,282,822	66,004,195	-32,544,895	-41,278,626
00700	Maintenance and Running (Equipment)					
00707	Fire Fighting Equipment (Maint. and Running-Equip.)	3,349,960	3,155,960	2,051,459	-1,298,501	-1,104,501
00712	Office Equipment (Maintenance and Running Equip.)	291,200	291,200	155,387	-135,813	-135,813
00713	Radio and Transmitter Equipment	970,750	131,490	0	-970,750	-131,490
00718	Vehicles and Plant Maintenance	0	46,315,554	30,714,466	30,714,466	-15,601,088
00725	Computer Systems Maintenance	15,300	15,300	14,195	-1,105	-1,105
00726	Medical Equipment and Supply	31,282,910	36,797,310	28,929,581	-2,353,329	-7,867,729
Total Parent Account	00700	35,910,120	86,706,814	61,865,088	25,954,968	-24,841,726
00800	Maintenance and Running Expenses (Other)					
00803	Buildings (Maint and Running Exp - Other)	261,214,960	186,665,040	176,096,254	-85,118,706	-10,568,786
00814	Minor Works (Maint and Running Exp - Other)	37,535,430	51,525,730	36,877,760	-657,670	-14,647,970
Total Parent Account	00800	298,750,390	238,190,770	212,974,014	-85,776,376	-25,216,756

**STATEMENT OF RECURRENT EXPENDITURE FOR THE YEAR ENDED 31 MARCH , 2019
AS COMPARED WITH THE ESTIMATES**

(Figures in Pula)

MIN DEPT PARENT A/C CHILD A/C	DETAILS	APPROVED ESTIMATES	WARRANTED PROVISION	ACTUAL EXPENDITURE	EXPENDITURE OVER + OR UNDER - APPROVED ESTIMATES	EXPENDITURE OVER + OR UNDER - WARRANTED PROVISION
1100	Ministry of Health and Wellness					
1108	Department of Clinical Services					
00900	Institutional Running Expenses					
00902	Books, Library and Texts	1,800,000	1,682,000	322,300	-1,477,700	-1,359,700
00903	Domestic Supplies	40,891,850	47,828,576	43,494,649	2,602,799	-4,333,927
00904	Drugs	596,668,880	602,368,880	514,589,472	-82,079,408	-87,779,408
00907	Food	33,084,170	35,474,328	30,066,249	-3,017,921	-5,408,079
00908	Laboratory Equipment (Institutional Running Expenses)	15,050,000	13,501,940	10,260,813	-4,789,187	-3,241,127
00911	Maintenance of Furniture and Equipment	2,466,120	2,249,121	889,853	-1,576,267	-1,359,268
00912	Maintenance of Grounds	800,000	725,701	358,204	-441,796	-367,497
00915	Medical and Surgical Equipment	125,370,750	122,875,799	123,976,342	-1,394,409	1,100,543
00924	Uniforms and Protective	8,564,140	8,964,140	415,114	-8,149,026	-8,549,026
00938	Registration of Drugs	700,000	85,978	85,975	-614,025	-3
00946	Vaccines	80,447,180	71,809,397	67,981,797	-12,465,383	-3,827,600
Total Parent Account	00900	905,843,090	907,565,860	792,440,766	-113,402,324	-115,125,094
01300	Councils, Conferences and Exhibitions					
01347	Hospital Advisory Committee	918,750	908,750	340,556	-578,194	-568,194
01368	Mental Health Board	195,000	311,298	299,102	104,102	-12,196
01422	Seminars and Workshops committee Conferences	10,326,040	12,733,168	11,391,351	1,065,311	-1,341,817
01438	Trade Fairs Agricultural Shows and Exhibitions	62,500	32,401	32,400	-30,100	-1
01451	World Habitat Day	483,750	445,750	251,443	-232,307	-194,307
01472	Drugs Advisory Board	68,880	3,781	3,780	-65,100	-1
Total Parent Account	01300	12,054,920	14,435,148	12,318,632	263,712	-2,116,516
01700	Grants Subventions and Other Payments					
01813	Fees; Medical Specialists	338,725,870	448,377,064	402,131,867	63,405,997	-46,245,197
02103	Anti Retroviral Therapy Programme-Drugs	532,283,920	287,282,862	268,979,867	-263,304,053	-18,302,995
02104	Infectious Disease Control Clinics/Centres	10,000,000	2,758,952	1,610,514	-8,389,486	-1,148,438
02106	Cuban Personnel	35,000,000	41,015,560	41,717,830	6,717,830	702,270
02140	Teching Hospital	127,250,240	89,447,622	71,268,288	-55,981,952	-18,179,334
02141	Medicine Regulatory Authority	42,254,470	66,486,235	66,486,235	24,231,765	0
02156	ARV Programme- Laboratory Supplies	410,967,420	207,845,317	195,967,843	-214,999,577	-11,877,474
Total Parent Account	01700	1,496,481,920	1,143,213,612	1,048,162,443	-448,319,477	-95,051,169
04300	Special Expenditure					
04303	Air Conditioners	8,650,010	5,598,760	3,315,296	-5,334,714	-2,283,464
04305	Audio - Visual Aid Equipment	740,010	588,011	375,598	-364,412	-212,413
04309	Camping and Weather Protection Equipment	644,540	384,940	170,183	-474,357	-214,757
04314	Furniture and Equipment	9,002,310	9,046,810	7,128,580	-1,873,730	-1,918,230
04315	Furniture For Govt Quarters	600,000	479,000	222,092	-377,908	-256,908
Total Parent Account	04300	19,636,870	16,097,521	11,211,748	-8,425,122	-4,885,772

**STATEMENT OF RECURRENT EXPENDITURE FOR THE YEAR ENDED 31 MARCH , 2019
AS COMPARED WITH THE ESTIMATES**

(Figures in Pula)

MIN DEPT PARENT A/C CHILD A/C	DETAILS	APPROVED ESTIMATES	WARRANTED PROVISION	ACTUAL EXPENDITURE	EXPENDITURE OVER + OR UNDER - APPROVED ESTIMATES	EXPENDITURE OVER + OR UNDER - WARRANTED PROVISION
1100	Ministry of Health and Wellness					
1109	Department of Public Health					
00110	Salaries and Allowances					
00111	Basic Salary	71,096,340	60,896,340	58,967,687	-12,128,653	-1,928,653
00112	Allowances (Salaries and Wages)	19,568,190	13,818,190	9,433,691	-10,134,499	-4,384,499
00114	Casual Labour (Salaries and Allowances)	26,010	26,010	17,147	-8,863	-8,863
00115	Temporary Assistance (Salaries and Allowances)	1,962,270	1,962,270	1,628,626	-333,644	-333,644
00124	Leave Travel Concession	136,090	166,090	149,170	13,080	-16,920
00139	Overtime Allowances	0	5,950,000	5,570,013	5,570,013	-379,987
Total Parent Account	00110	92,788,900	82,818,900	75,766,336	-17,022,564	-7,052,564
00200	Travelling and Transport (Internal)					
00201	Transportation Costs (Internal Travel)	450,010	750,010	526,566	76,556	-223,444
00202	Subsistence Costs (Internal Travel)	3,492,000	5,854,800	4,744,544	1,252,544	-1,110,256
00204	Petrol, Oil and Lubricants (Internal Travel)	1,126,630	1,118,630	356,691	-769,939	-761,939
00207	Accidents Charges	15,000	5,000	0	-15,000	-5,000
00208	Driver Charges	15,000	5,000	0	-15,000	-5,000
Total Parent Account	00200	5,098,640	7,733,440	5,627,801	529,161	-2,105,639
00300	Travelling and Transport (External)					
00301	Transportation Costs (External Travel)	250,000	150,000	149,159	-100,841	-841
00302	Subsistence Costs (External Travel)	300,000	400,000	324,405	24,405	-75,595
Total Parent Account	00300	550,000	550,000	473,564	-76,436	-76,436
00400	General Expenses and Supplies					
00401	Advertising and Publicity	700,000	700,000	665,969	-34,031	-34,031
00405	Domestic and Household Requisites	400,000	370,000	292,271	-107,729	-77,729
00409	Incidental Expenses (General Expenses)	150,000	146,500	52,604	-97,396	-93,896
00414	Office Supplies (General Expenses and Supplies)	502,000	911,900	810,913	308,913	-100,987
00417	Postal Charges (General Expenses and Supplies)	200,000	10,000	0	-200,000	-10,000
00422	Service Charges	350,160	756,660	720,663	370,503	-35,997
00423	Uniforms and Protective Clothing	200,000	165,000	151,621	-48,379	-13,379
00432	Printing Charges	2,440,060	2,480,060	2,158,986	-281,074	-321,074
Total Parent Account	00400	4,942,220	5,540,120	4,853,026	-89,194	-687,094
00500	Departmental Services					
00512	Disease and Pest Control	4,600,000	5,720,000	4,192,804	-407,196	-1,527,196
00522	Laboratory Supplies	800,000	1,100,000	863,087	63,087	-236,913
00555	Graphic Equipment and Supplies	450,000	450,000	175,011	-274,989	-274,989
00572	Rents:Offices	100,000	0	0	-100,000	0
00587	Prevention of Blindness	450,000	474,000	330,259	-119,741	-143,741
00588	Rehabilitation of Disabled People	14,559,230	14,651,102	12,802,387	-1,756,843	-1,848,715
00589	Participatory Methodology	450,000	530,000	419,239	-30,761	-110,761
00592	Family Planning and	3,600,000	3,620,000	2,915,519	-684,481	-704,481

**STATEMENT OF RECURRENT EXPENDITURE FOR THE YEAR ENDED 31 MARCH , 2019
AS COMPARED WITH THE ESTIMATES**

(Figures in Pula)

MIN DEPT PARENT A/C CHILD A/C	DETAILS	APPROVED ESTIMATES	WARRANTED PROVISION	ACTUAL EXPENDITURE	EXPENDITURE OVER + OR UNDER - APPROVED ESTIMATES	EXPENDITURE OVER + OR UNDER - WARRANTED PROVISION
1100	Ministry of Health and Wellness					
1109	Department of Public Health					
00500	Departmental Services					
	Cancer Screening					
00593	School Health	770,040	870,040	746,838	-23,202	-123,202
00594	Integrated Management of Childhood Illness	2,392,170	2,152,170	1,698,208	-693,962	-453,962
00595	Hazard Management	750,000	779,100	587,437	-162,563	-191,663
00606	Control of Communicable Diseases	450,000	550,000	509,803	59,803	-40,197
00607	Infant and Youth Child Feeding	550,000	550,000	484,480	-65,520	-65,520
00608	National Plan of Action on Nutrition	550,000	550,000	402,638	-147,362	-147,362
00627	TB Programme (Tuberculosis)	500,000	685,000	369,199	-130,801	-315,801
00629	Expanded Programme on Immunisation (EPI)	2,800,000	2,420,000	1,966,203	-833,797	-453,797
00631	Prevention of Oral Health Diseases	400,000	400,000	308,705	-91,295	-91,295
00644	CMAM Therapeutic (Nutritional) Products	7,000,840	8,170,840	7,253,805	252,965	-917,035
00649	Early Child Development (ECD) Program	300,000	511,100	344,304	44,304	-166,796
00652	Botswana Public Health Institute	6,290,810	470,710	186,703	-6,104,107	-284,007
Total Parent Account	00500	47,763,090	44,654,062	36,556,630	-11,206,460	-8,097,432
00700	Maintenance and Running (Equipment)					
00704	Camping Equipment	10,000	0	0	-10,000	0
00707	Fire Fighting Equipment (Maint. and Running- Equip.)	10,000	0	0	-10,000	0
00718	Vehicles and Plant Maintenance	0	235,000	211,152	211,152	-23,848
Total Parent Account	00700	20,000	235,000	211,152	191,152	-23,848
00800	Maintenance and Running Expenses (Other)					
00806	Grounds (Maint and Running Exp - Other)	10,000	10,000	952	-9,048	-9,048
00814	Minor Works (Maint and Running Exp - Other)	350,000	200,000	186,872	-163,128	-13,128
Total Parent Account	00800	360,000	210,000	187,824	-172,176	-22,176
01300	Councils, Conferences and Exhibitions					
01422	Seminars and Workshops committee Conferences	2,064,400	1,802,600	1,256,017	-808,383	-546,583
Total Parent Account	01300	2,064,400	1,802,600	1,256,017	-808,383	-546,583
01700	Grants Subventions and Other Payments					
01806	District Health Teams	150,500	30,500	24,522	-125,978	-5,978
Total Parent Account	01700	150,500	30,500	24,522	-125,978	-5,978
04300	Special Expenditure					
04305	Audio - Visual Aid Equipment	300,000	300,000	206,061	-93,939	-93,939
04314	Furniture and Equipment	190,000	190,000	123,360	-66,640	-66,640
04318	Laboratory Equipment (Special Expenditure)	555,000	555,000	363,844	-191,156	-191,156
Total Parent Account	04300	1,045,000	1,045,000	693,265	-351,735	-351,735

**STATEMENT OF RECURRENT EXPENDITURE FOR THE YEAR ENDED 31 MARCH , 2019
AS COMPARED WITH THE ESTIMATES**

(Figures in Pula)

MIN DEPT PARENT A/C CHILD A/C	DETAILS	APPROVED ESTIMATES	WARRANTED PROVISION	ACTUAL EXPENDITURE	EXPENDITURE OVER + OR UNDER - APPROVED ESTIMATES	EXPENDITURE OVER + OR UNDER - WARRANTED PROVISION
1100	Ministry of Health and Wellness					
1110	Department of AIDS Prevention and Care					
00110	Salaries and Allowances					
00111	Basic Salary	21,226,980	12,926,980	11,548,028	-9,678,952	-1,378,952
00112	Allowances (Salaries and Wages)	1,731,500	2,411,500	2,108,136	376,636	-303,364
00114	Casual Labour (Salaries and Allowances)	20,000	20,000	0	-20,000	-20,000
00115	Temporary Assistance (Salaries and Allowances)	210,000	330,000	291,948	81,948	-38,052
00124	Leave Travel Concession	40,000	55,000	47,497	7,497	-7,503
00139	Overtime Allowances	0	670,000	648,455	648,455	-21,545
Total Parent Account	00110	23,228,480	16,413,480	14,644,065	-8,584,415	-1,769,415
00200	Travelling and Transport (Internal)					
00201	Transportation Costs (Internal Travel)	20,000	20,000	17,033	-2,967	-2,967
00202	Subsistence Costs (Internal Travel)	50,000	50,000	9,595	-40,405	-40,405
00204	Petrol, Oil and Lubricants (Internal Travel)	205,000	380,000	175,810	-29,190	-204,190
00207	Accidents Charges	30,000	30,000	0	-30,000	-30,000
Total Parent Account	00200	305,000	480,000	202,438	-102,562	-277,562
00300	Travelling and Transport (External)					
00301	Transportation Costs (External Travel)	60,000	60,000	10,902	-49,098	-49,098
00302	Subsistence Costs (External Travel)	30,000	30,000	18,170	-11,830	-11,830
Total Parent Account	00300	90,000	90,000	29,072	-60,928	-60,928
00400	General Expenses and Supplies					
00401	Advertising and Publicity	20,000	5,000	0	-20,000	-5,000
00405	Domestic and Household Requisites	300,000	300,000	199,321	-100,679	-100,679
00409	Incidental Expenses (General Expenses)	50,000	50,000	25,258	-24,742	-24,742
00414	Office Supplies (General Expenses and Supplies)	508,570	508,570	418,041	-90,529	-90,529
00417	Postal Charges (General Expenses and Supplies)	30,000	50,000	49,614	19,614	-386
00423	Uniforms and Protective Clothing	40,000	40,000	37,603	-2,397	-2,397
00432	Printing Charges	5,000	5,000	0	-5,000	-5,000
Total Parent Account	00400	953,570	958,570	729,837	-223,733	-228,733
01200	Training					
01220	Kitso Training Coordinating	1,182,410	1,182,410	843,985	-338,425	-338,425
Total Parent Account	01200	1,182,410	1,182,410	843,985	-338,425	-338,425
01300	Councils, Conferences and Exhibitions					
01422	Seminars and Workshops committee Conferences	500,000	500,000	260,139	-239,861	-239,861
Total Parent Account	01300	500,000	500,000	260,139	-239,861	-239,861
01700	Grants Subventions and Other Payments					
01978	Community Home Base Care	14,280,000	15,725,000	14,814,159	534,159	-910,842
02095	Behavior Change Communication	3,500,000	2,370,000	2,112,464	-1,387,536	-257,536

**STATEMENT OF RECURRENT EXPENDITURE FOR THE YEAR ENDED 31 MARCH , 2019
AS COMPARED WITH THE ESTIMATES**

(Figures in Pula)

MIN DEPT PARENT A/C CHILD A/C	DETAILS	APPROVED ESTIMATES	WARRANTED PROVISION	ACTUAL EXPENDITURE	EXPENDITURE OVER + OR UNDER - APPROVED ESTIMATES	EXPENDITURE OVER + OR UNDER - WARRANTED PROVISION
1100	Ministry of Health and Wellness					
1110	Department of AIDS Prevention and Care					
01700	Grants Subventions and Other Payments					
02096	Counselling And Testing	3,800,000	3,800,000	3,015,494	-784,506	-784,506
02098	Sexually Transmitted Infections Management	6,300,000	5,830,000	4,857,828	-1,442,172	-972,172
02099	Safe Male Circumcision	5,300,000	2,740,000	1,967,219	-3,332,781	-772,781
02100	Prevention Of Mother to Child Treatment	41,278,980	43,218,980	40,962,575	-316,405	-2,256,405
02103	Anti Retroviral Therapy Programme-Drugs	11,050,000	10,990,000	9,684,399	-1,365,601	-1,305,601
Total Parent Account	01700	85,508,980	84,673,980	77,414,136	-8,094,844	-7,259,844
1111	Department of Health Inspectorate					
00110	Salaries and Allowances					
00111	Basic Salary	4,028,640	4,071,140	4,257,140	228,500	186,000
00112	Allowances (Salaries and Wages)	188,820	768,820	755,360	566,540	-13,460
00124	Leave Travel Concession	18,360	14,360	11,271	-7,089	-3,089
00139	Overtime Allowances	0	28,000	26,699	26,699	-1,301
Total Parent Account	00110	4,235,820	4,882,320	5,050,470	814,650	168,150
00200	Travelling and Transport (Internal)					
00201	Transportation Costs (Internal Travel)	100,000	91,000	68,171	-31,829	-22,829
00202	Subsistence Costs (Internal Travel)	200,000	200,000	163,040	-36,960	-36,960
Total Parent Account	00200	300,000	291,000	231,212	-68,788	-59,788
01300	Councils, Conferences and Exhibitions					
01407	Quality Management	4,500,000	4,500,000	3,293,459	-1,206,541	-1,206,541
01422	Seminars and Workshops committee Conferences	182,690	182,690	169,723	-12,967	-12,967
Total Parent Account	01300	4,682,690	4,682,690	3,463,182	-1,219,508	-1,219,508
1101	Headquarters (MoHW)	910,927,250	933,766,802	881,960,966	-28,966,284	-51,805,836
1106	Department of Policy, Planning, Monitoring and Evaluation	10,479,130	10,995,990	9,232,985	-1,246,145	-1,763,005
1107	Department of Health Sector Relations and Partnership	189,853,150	208,596,410	200,817,055	10,963,905	-7,779,355
1108	Department of Clinical Services	6,153,152,670	6,128,048,626	5,722,461,613	-430,691,057	-405,587,013
1109	Department of Public Health	154,782,750	144,619,622	125,650,136	-29,132,614	-18,969,486
1110	Department of AIDS Prevention and Care	111,768,440	104,298,440	94,123,672	-17,644,768	-10,174,768
1111	Department of Health Inspectorate	9,218,510	9,856,010	8,744,864	-473,646	-1,111,146
TOTAL	Ministry of Health and Wellness	7,540,181,900	7,540,181,900	7,042,991,291	-497,190,609	-497,190,609

**STATEMENT OF RECURRENT EXPENDITURE FOR THE YEAR ENDED 31 MARCH , 2019
AS COMPARED WITH THE ESTIMATES**

(Figures in Pula)

MIN DEPT PARENT A/C CHILD A/C	DETAILS	APPROVED ESTIMATES	WARRANTED PROVISION	ACTUAL EXPENDITURE	EXPENDITURE OVER + OR UNDER - APPROVED ESTIMATES	EXPENDITURE OVER + OR UNDER - WARRANTED PROVISION
1200	Administration of Justice					
1201	Administration of Justice					
00110	Salaries and Allowances					
00111	Basic Salary	145,348,310	137,911,126	136,749,569	-8,598,741	-1,161,557
00112	Allowances (Salaries and Wages)	23,380,010	19,309,768	19,172,769	-4,207,241	-136,999
00114	Casual Labour (Salaries and Allowances)	250,800	329,800	234,360	-16,440	-95,440
00115	Temporary Assistance (Salaries and Allowances)	2,351,160	3,807,160	3,503,452	1,152,292	-303,708
00124	Leave Travel Concession	228,150	582,070	538,675	310,525	-43,395
00125	Leave Encashment	0	68,341	53,030	53,030	-15,310
00132	Minister's Maids/Gardener's refunds	628,550	390,250	388,093	-240,457	-2,157
00139	Overtime Allowances	0	4,363,184	4,414,689	4,414,689	51,505
Total Parent Account	00110	172,186,980	166,761,699	165,054,636	-7,132,344	-1,707,063
00160	Pensions, Gratuities and Compensations					
00164	Gratuities - Contract Officers	259,120	1,070,721	1,070,721	811,601	0
Total Parent Account	00160	259,120	1,070,721	1,070,721	811,601	0
00200	Travelling and Transport (Internal)					
00201	Transportation Costs (Internal Travel)	650,000	1,297,641	1,259,680	609,680	-37,961
00202	Subsistence Costs (Internal Travel)	6,000,000	15,012,661	14,275,215	8,275,215	-737,446
00203	Freight (Internal Travel)	53,500	53,500	47,629	-5,871	-5,871
00204	Petrol, Oil and Lubricants (Internal Travel)	3,000,000	650,000	554,788	-2,445,212	-95,212
00206	Hire Charges	200,000	48,500	2,292	-197,708	-46,208
00207	Accidents Charges	26,000	0	0	-26,000	0
00208	Driver Charges	56,000	0	0	-56,000	0
Total Parent Account	00200	9,985,500	17,062,302	16,139,604	6,154,104	-922,698
00300	Travelling and Transport (External)					
00301	Transportation Costs (External Travel)	150,000	495,000	494,326	344,326	-674
00302	Subsistence Costs (External Travel)	200,000	255,000	248,597	48,597	-6,403
00303	Appointment and Termination Fares	78,130	22,130	21,752	-56,379	-379
Total Parent Account	00300	428,130	772,130	764,674	336,544	-7,456
00400	General Expenses and Supplies					
00401	Advertising and Publicity	450,000	477,406	477,406	27,406	0
00405	Domestic and Household Requisites	1,200,000	1,281,317	1,271,970	71,970	-9,347
00409	Incidental Expenses (General Expenses)	400,000	923,983	886,566	486,566	-37,417
00412	Legal Costs	4,000,000	5,202,958	5,066,490	1,066,490	-136,467
00414	Office Supplies (General Expenses and Supplies)	3,236,830	3,505,806	3,453,045	216,215	-52,761
00417	Postal Charges (General Expenses and Supplies)	8,000,000	8,245,072	8,244,810	244,810	-262
00422	Service Charges	36,000,000	37,747,387	37,628,357	1,628,357	-119,030
00423	Uniforms and Protective Clothing	1,361,800	1,058,800	912,968	-448,832	-145,832
00428	Computer System Support	10,347,450	3,500,450	3,495,680	-6,851,770	-4,770
00432	Printing Charges	3,556,870	2,152,450	1,913,367	-1,643,503	-239,083

**STATEMENT OF RECURRENT EXPENDITURE FOR THE YEAR ENDED 31 MARCH , 2019
AS COMPARED WITH THE ESTIMATES**

(Figures in Pula)

MIN DEPT PARENT A/C CHILD A/C	DETAILS	APPROVED ESTIMATES	WARRANTED PROVISION	ACTUAL EXPENDITURE	EXPENDITURE OVER + OR UNDER - APPROVED ESTIMATES	EXPENDITURE OVER + OR UNDER - WARRANTED PROVISION
1200	Administration of Justice					
1201	Administration of Justice					
00400	General Expenses and Supplies					
00438	Courts Records Management System	550,000	45,310	45,114	-504,886	-196
Total Parent Account	00400	69,102,950	64,140,939	63,395,775	-5,707,175	-745,164
00500	Departmental Services					
00525	Judges Allowances and Travel	1,000,000	1,298,362	1,197,732	197,732	-100,630
00527	Payment to Witnesses	3,000,000	4,066,999	3,648,379	648,379	-418,620
00546	Library Books (Departmental Expenses)	4,100,000	3,572,772	3,289,573	-810,427	-283,199
00572	Rents:Offices	7,041,920	6,611,920	6,611,025	-430,895	-895
00579	Legal Year Celebrations	400,000	393,000	390,223	-9,777	-2,777
Total Parent Account	00500	15,541,920	15,943,053	15,136,931	-404,989	-806,122
00700	Maintenance and Running (Equipment)					
00706	Electrical Equipment	250,000	520,021	494,291	244,291	-25,731
00707	Fire Fighting Equipment (Maint. and Running- Equip.)	100,000	78,266	78,266	-21,734	0
00712	Office Equipment (Maintenance and Running Equip.)	67,500	252,500	250,740	183,240	-1,760
00716	Static Plant	72,500	122,500	121,984	49,484	-516
00717	Sub-Contracted Repairs	1,600,000	2,730,100	2,454,669	854,669	-275,431
00718	Vehicles and Plant Maintenance	559,350	899,350	805,793	246,443	-93,557
00724	Computer Systems Consumables	1,000,000	1,048,944	1,043,696	43,696	-5,248
Total Parent Account	00700	3,649,350	5,651,681	5,249,439	1,600,089	-402,242
00800	Maintenance and Running Expenses (Other)					
00806	Grounds (Maint and Running Exp - Other)	200,000	683,973	662,407	462,407	-21,567
00814	Minor Works (Maint and Running Exp - Other)	500,000	1,083,813	1,043,471	543,471	-40,342
Total Parent Account	00800	700,000	1,767,787	1,705,878	1,005,878	-61,909
01100	Government Hospitality					
01101	Official Receptions	200,000	249,621	248,394	48,394	-1,228
Total Parent Account	01100	200,000	249,621	248,394	48,394	-1,228
01200	Training					
01201	Allowances (Training)	1,700,000	2,248,882	2,108,153	408,153	-140,729
01202	Courses (Training)	1,400,000	1,398,000	1,457,886	57,886	59,886
01217	Performance Management System	1,500,000	1,135,400	1,131,561	-368,439	-3,839
Total Parent Account	01200	4,600,000	4,782,282	4,697,600	97,600	-84,682
01300	Councils, Conferences and Exhibitions					
01358	Judicial Service Commission	100,000	72,153	70,893	-29,107	-1,260
01367	Magistrates'conferences	50,000	0	0	-50,000	0
01422	Seminars and Workshops committee Conferences	1,000,000	1,590,200	1,409,011	409,011	-181,189
01438	Trade Fairs Agricultural Shows and Exhibitions	240,000	424,500	419,729	179,729	-4,771

**STATEMENT OF RECURRENT EXPENDITURE FOR THE YEAR ENDED 31 MARCH , 2019
AS COMPARED WITH THE ESTIMATES**

(Figures in Pula)

MIN DEPT PARENT A/C CHILD A/C	DETAILS	APPROVED ESTIMATES	WARRANTED PROVISION	ACTUAL EXPENDITURE	EXPENDITURE OVER + OR UNDER - APPROVED ESTIMATES	EXPENDITURE OVER + OR UNDER - WARRANTED PROVISION
1200	Administration of Justice					
1201	Administration of Justice					
01300	Councils, Conferences and Exhibitions					
01459	Rules Advisory Committee	50,000	64,615	58,527	8,527	-6,088
Total Parent Account	01300	1,440,000	2,151,468	1,958,159	518,159	-193,309
01700	Grants Subventions and Other Payments					
01781	Commonwealth Magistrates' Association	52,250	142,850	141,996	89,746	-854
01967	Workmen's Compensation	30,000	222,000	221,920	191,920	-80
02117	Southern African Chief Justice's Forum	105,000	52,658	159,954	54,954	107,296
Total Parent Account	01700	187,250	417,508	523,869	336,619	106,362
04200	Refunds of Revenue					
04201	Refund of Court Fees and Fines	30,000	33,020	32,220	2,220	-800
Total Parent Account	04200	30,000	33,020	32,220	2,220	-800
04300	Special Expenditure					
04313	Fire Fighting Equipment (Special Expenditure)	85,000	76,000	75,471	-9,529	-529
04314	Furniture and Equipment	1,371,860	672,827	622,294	-749,566	-50,533
04317	Household and Domestic Equip	650,000	2,402,633	2,187,133	1,537,133	-215,500
04321	Office Equipment (Special Expenditure)	230,000	158,500	158,397	-71,603	-103
04333	Vehicles (Special Expenditure)	5,094,740	2,602,830	2,602,814	-2,491,926	-16
04338	Electrical Equipment (Special Expenditure)	200,000	197,000	196,083	-3,917	-917
04349	Computer Replacement	1,000,000	28,800	27,653	-972,347	-1,147
Total Parent Account	04300	8,631,600	6,138,590	5,869,844	-2,761,756	-268,746
1201	Administration of Justice	286,942,800	286,942,800	281,847,743	-5,095,057	-5,095,057
TOTAL	Administration of Justice	286,942,800	286,942,800	281,847,743	-5,095,057	-5,095,057

**STATEMENT OF RECURRENT EXPENDITURE FOR THE YEAR ENDED 31 MARCH , 2019
AS COMPARED WITH THE ESTIMATES**

(Figures in Pula)

MIN DEPT PARENT A/C CHILD A/C	DETAILS	APPROVED ESTIMATES	WARRANTED PROVISION	ACTUAL EXPENDITURE	EXPENDITURE OVER + OR UNDER - APPROVED ESTIMATES	EXPENDITURE OVER + OR UNDER - WARRANTED PROVISION
1300	Attorney General's Chambers					
1301	Attorney General's Chambers					
00110	Salaries and Allowances					
00111	Basic Salary	103,746,670	102,128,400	102,104,652	-1,642,018	-23,748
00112	Allowances (Salaries and Wages)	29,070,300	28,453,600	28,294,958	-775,342	-158,642
00114	Casual Labour (Salaries and Allowances)	35,300	35,300	30,786	-4,514	-4,514
00115	Temporary Assistance (Salaries and Allowances)	2,184,650	2,701,350	2,698,154	513,504	-3,196
00124	Leave Travel Concession	202,320	252,320	238,580	36,260	-13,740
00139	Overtime Allowances	0	1,004,390	982,947	982,947	-21,443
Total Parent Account	00110	135,239,240	134,575,360	134,350,078	-889,162	-225,282
00160	Pensions, Gratuities and Compensations					
00164	Gratuities - Contract Officers	1,461,170	2,169,630	2,169,630	708,460	0
Total Parent Account	00160	1,461,170	2,169,630	2,169,630	708,460	0
00200	Travelling and Transport (Internal)					
00201	Transportation Costs (Internal Travel)	1,154,810	1,864,410	1,850,990	696,180	-13,420
00202	Subsistence Costs (Internal Travel)	5,607,100	9,477,426	8,678,202	3,071,102	-799,224
00204	Petrol, Oil and Lubricants (Internal Travel)	1,507,780	1,089,522	1,089,522	-418,258	0
00206	Hire Charges	40,020	0	0	-40,020	0
00207	Accidents Charges	40,000	0	0	-40,000	0
00208	Driver Charges	25,230	0	0	-25,230	0
Total Parent Account	00200	8,374,940	12,431,358	11,618,714	3,243,774	-812,644
00300	Travelling and Transport (External)					
00301	Transportation Costs (External Travel)	1,086,710	2,374,830	2,265,623	1,178,913	-109,207
00302	Subsistence Costs (External Travel)	978,020	3,477,010	2,967,296	1,989,276	-509,714
00303	Appointment and Termination Fares	10,000	0	0	-10,000	0
Total Parent Account	00300	2,074,730	5,851,840	5,232,919	3,158,189	-618,921
00400	General Expenses and Supplies					
00401	Advertising and Publicity	294,500	228,904	228,904	-65,596	0
00403	Compensation (General Expenses)	4,000,000	2,061,000	2,002,144	-1,997,856	-58,856
00405	Domestic and Household Requisites	1,272,870	1,207,870	1,190,687	-82,183	-17,183
00409	Incidental Expenses (General Expenses)	473,890	1,096,890	1,080,229	606,339	-16,661
00412	Legal Costs	15,136,880	15,323,199	15,263,625	126,745	-59,574
00414	Office Supplies (General Expenses and Supplies)	2,162,060	2,447,060	2,432,840	270,780	-14,220
00417	Postal Charges (General Expenses and Supplies)	3,558,240	3,143,524	3,141,708	-416,532	-1,816
00421	Recruitment Expenses	150,000	206,206	206,206	56,206	0
00422	Service Charges	10,858,450	11,174,450	10,915,600	57,150	-258,850
00423	Uniforms and Protective Clothing	60,000	204,157	181,489	121,489	-22,667
00432	Printing Charges	1,610,240	1,148,634	1,139,934	-470,306	-8,700
00435	Production and Promotional Products	700,000	845,316	806,362	106,362	-38,954

**STATEMENT OF RECURRENT EXPENDITURE FOR THE YEAR ENDED 31 MARCH , 2019
AS COMPARED WITH THE ESTIMATES**

(Figures in Pula)

MIN DEPT PARENT A/C CHILD A/C	DETAILS	APPROVED ESTIMATES	WARRANTED PROVISION	ACTUAL EXPENDITURE	EXPENDITURE OVER + OR UNDER - APPROVED ESTIMATES	EXPENDITURE OVER + OR UNDER - WARRANTED PROVISION
1300	Attorney General's Chambers					
1301	Attorney General's Chambers					
00400	General Expenses and Supplies					
Total Parent Account	00400	40,277,130	39,087,209	38,589,728	-1,687,402	-497,481
00500	Departmental Services					
00541	Stores	20,000	20,000	19,968	-32	-32
00546	Library Books	1,354,720	1,354,720	1,308,151	-46,569	-46,569
	(Departmental Expenses)					
00572	Rents:Offices	1,707,300	2,007,300	1,902,874	195,574	-104,426
Total Parent Account	00500	3,082,020	3,382,020	3,230,993	148,973	-151,027
00700	Maintenance and Running (Equipment)					
00701	Air Conditioning and Refrigeration Equipment	1,713,400	112,327	112,327	-1,601,073	0
00706	Electrical Equipment	4,330,400	1,165,019	1,124,774	-3,205,626	-40,245
00707	Fire Fighting Equipment (Maint. and Running-Equip.)	1,831,500	209,826	209,826	-1,621,674	0
00712	Office Equipment (Maintenance and Running Equip.)	113,000	200,733	192,277	79,277	-8,456
00717	Sub-Contracted Repairs	1,263,890	1,206,890	1,123,591	-140,299	-83,299
00724	Computer Systems Consumables	176,000	135,069	135,069	-40,931	0
00725	Computer Systems Maintenance	560,790	0	0	-560,790	0
Total Parent Account	00700	9,988,980	3,029,863	2,897,863	-7,091,117	-132,000
00800	Maintenance and Running Expenses (Other)					
00803	Buildings (Maint and Running Exp - Other)	2,000,000	1,998,500	1,985,726	-14,274	-12,774
00806	Grounds (Maint and Running Exp - Other)	567,080	323,080	318,547	-248,533	-4,533
00814	Minor Works (Maint and Running Exp - Other)	416,450	445,450	420,010	3,560	-25,440
Total Parent Account	00800	2,983,530	2,767,030	2,724,283	-259,247	-42,747
01100	Government Hospitality					
01101	Official Receptions	10,000	28,000	23,869	13,869	-4,131
Total Parent Account	01100	10,000	28,000	23,869	13,869	-4,131
01200	Training					
01201	Allowances (Training)	1,127,620	957,620	924,569	-203,051	-33,051
01202	Courses (Training)	2,065,700	2,065,700	2,049,623	-16,077	-16,077
01209	Students and Tutors Travelling Exp.(Training)	230,000	45,084	45,084	-184,916	0
01217	Performance Management System	826,570	778,898	778,898	-47,672	0
Total Parent Account	01200	4,249,890	3,847,302	3,798,174	-451,716	-49,128
01300	Councils, Conferences and Exhibitions					
01422	Seminars and Workshops committee Conferences	997,520	1,489,310	1,600,610	603,090	111,300
01438	Trade Fairs Agricultural Shows and Exhibitions	135,000	108,298	108,298	-26,702	0
Total Parent Account	01300	1,132,520	1,597,608	1,708,908	576,388	111,300

**STATEMENT OF RECURRENT EXPENDITURE FOR THE YEAR ENDED 31 MARCH , 2019
AS COMPARED WITH THE ESTIMATES**

(Figures in Pula)

MIN DEPT PARENT A/C CHILD A/C	DETAILS	APPROVED ESTIMATES	WARRANTED PROVISION	ACTUAL EXPENDITURE	EXPENDITURE OVER + OR UNDER - APPROVED ESTIMATES	EXPENDITURE OVER + OR UNDER - WARRANTED PROVISION
1300	Attorney General's Chambers					
1301	Attorney General's Chambers					
01700	Grants Subventions and Other Payments					
01967	Workmen's Compensation	40,000	65,000	63,019	23,019	-1,981
Total Parent Account	01700	40,000	65,000	63,019	23,019	-1,981
04300	Special Expenditure					
04314	Furniture and Equipment	141,310	108,515	108,515	-32,795	0
04317	Household and Domestic Equip	100,410	95,117	95,117	-5,293	0
04321	Office Equipment (Special Expenditure)	212,540	44,461	44,461	-168,080	0
04333	Vehicles (Special Expenditure)	889,520	873,984	873,984	-15,536	0
04349	Computer Replacement	493,900	797,534	794,554	300,654	-2,980
Total Parent Account	04300	1,837,680	1,919,610	1,916,630	78,950	-2,980
1301	Attorney General's Chambers	210,751,830	210,751,830	208,324,810	-2,427,020	-2,427,020
TOTAL	Attorney General's Chambers	210,751,830	210,751,830	208,324,810	-2,427,020	-2,427,020

**STATEMENT OF RECURRENT EXPENDITURE FOR THE YEAR ENDED 31 MARCH , 2019
AS COMPARED WITH THE ESTIMATES**

(Figures in Pula)

MIN DEPT PARENT A/C CHILD A/C	DETAILS	APPROVED ESTIMATES	WARRANTED PROVISION	ACTUAL EXPENDITURE	EXPENDITURE OVER + OR UNDER - APPROVED ESTIMATES	EXPENDITURE OVER + OR UNDER - WARRANTED PROVISION
1400	Office of the Auditor General					
1401	Office of the Auditor General					
00110	Salaries and Allowances					
00111	Basic Salary	41,081,270	40,071,270	34,419,804	-6,661,466	-5,651,466
00112	Allowances (Salaries and Wages)	8,010,590	9,010,590	8,949,506	938,916	-61,084
00114	Casual Labour (Salaries and Allowances)	22,190	22,190	3,442	-18,748	-18,748
00115	Temporary Assistance (Salaries and Allowances)	171,990	316,990	254,742	82,752	-62,248
00124	Leave Travel Concession	104,900	114,900	102,890	-2,010	-12,010
00139	Overtime Allowances	0	70,000	70,096	70,096	96
Total Parent Account	00110	49,390,940	49,605,940	43,800,480	-5,590,460	-5,805,460
00160	Pensions, Gratuities and Compensations					
00164	Gratuities - Contract Officers	271,320	271,320	242,832	-28,488	-28,488
Total Parent Account	00160	271,320	271,320	242,832	-28,488	-28,488
00200	Travelling and Transport (Internal)					
00201	Transportation Costs (Internal Travel)	168,540	168,540	145,621	-22,919	-22,919
00202	Subsistence Costs (Internal Travel)	6,200,000	6,532,713	4,987,716	-1,212,284	-1,544,997
00204	Petrol, Oil and Lubricants (Internal Travel)	341,910	100,197	100,197	-241,713	0
00206	Hire Charges	300,000	134,000	131,600	-168,400	-2,400
00207	Accidents Charges	10,000	0	0	-10,000	0
00208	Driver Charges	15,000	0	0	-15,000	0
Total Parent Account	00200	7,035,450	6,935,450	5,365,134	-1,670,316	-1,570,316
00300	Travelling and Transport (External)					
00301	Transportation Costs (External Travel)	1,800,000	1,100,000	794,437	-1,005,563	-305,563
00302	Subsistence Costs (External Travel)	2,000,000	2,700,000	2,073,630	73,630	-626,370
Total Parent Account	00300	3,800,000	3,800,000	2,868,068	-931,933	-931,933
00400	General Expenses and Supplies					
00401	Advertising and Publicity	500,000	600,000	466,035	-33,965	-133,965
00405	Domestic and Household Requisites	300,000	300,000	226,966	-73,035	-73,035
00409	Incidental Expenses (General Expenses)	400,000	540,000	476,816	76,816	-63,184
00414	Office Supplies (General Expenses and Supplies)	445,770	365,770	335,132	-110,638	-30,638
00417	Postal Charges (General Expenses and Supplies)	731,000	731,000	720,036	-10,964	-10,964
00422	Service Charges	1,295,400	3,163,623	2,671,397	1,375,997	-492,226
00423	Uniforms and Protective Clothing	55,010	55,010	43,154	-11,856	-11,856
00428	Computer System Support	2,856,200	2,252,377	831,895	-2,024,305	-1,420,482
00432	Printing Charges	1,200,000	755,000	557,211	-642,789	-197,789
Total Parent Account	00400	7,783,380	8,762,780	6,328,641	-1,454,739	-2,434,139
00500	Departmental Services					
00534	Services of Private Auditors	10,000	10,000	0	-10,000	-10,000
00572	Rents:Offices	5,319,330	5,249,330	5,125,120	-194,210	-124,210

**STATEMENT OF RECURRENT EXPENDITURE FOR THE YEAR ENDED 31 MARCH , 2019
AS COMPARED WITH THE ESTIMATES**

(Figures in Pula)

MIN DEPT PARENT A/C CHILD A/C	DETAILS	APPROVED ESTIMATES	WARRANTED PROVISION	ACTUAL EXPENDITURE	EXPENDITURE OVER + OR UNDER - APPROVED ESTIMATES	EXPENDITURE OVER + OR UNDER - WARRANTED PROVISION
1400	Office of the Auditor General					
1401	Office of the Auditor General					
00500	Departmental Services					
Total Parent Account	00500	5,329,330	5,259,330	5,125,120	-204,210	-134,210
00700	Maintenance and Running (Equipment)					
00712	Office Equipment (Maintenance and Running Equip.)	20,000	20,000	13,607	-6,393	-6,393
00718	Vehicles and Plant Maintenance	300,000	300,000	223,556	-76,444	-76,444
00724	Computer Systems Consumables	289,390	289,390	154,046	-135,345	-135,345
Total Parent Account	00700	609,390	609,390	391,209	-218,181	-218,181
00800	Maintenance and Running Expenses (Other)					
00805	Furniture (Maint and Running Exp - Other)	3,000	3,000	2,012	-988	-988
00806	Grounds (Maint and Running Exp - Other)	3,000	3,000	0	-3,000	-3,000
00814	Minor Works (Maint and Running Exp - Other)	400,000	400,000	243,215	-156,785	-156,785
Total Parent Account	00800	406,000	406,000	245,226	-160,774	-160,774
00900	Institutional Running Expenses					
00902	Books, Library and Texts	70,000	90,000	68,047	-1,953	-21,953
Total Parent Account	00900	70,000	90,000	68,047	-1,953	-21,953
01100	Government Hospitality					
01101	Official Receptions	50,000	50,000	2,904	-47,096	-47,096
Total Parent Account	01100	50,000	50,000	2,904	-47,096	-47,096
01200	Training					
01201	Allowances (Training)	671,760	371,760	337,086	-334,674	-34,674
01202	Courses (Training)	694,990	774,990	759,945	64,955	-15,045
01204	Equipment (Training)	100,000	30,000	29,407	-70,594	-594
01207	Materials (Training)	49,250	49,250	0	-49,250	-49,250
01217	Performance Management System	500,000	500,000	308,497	-191,503	-191,503
Total Parent Account	01200	2,016,000	1,726,000	1,434,934	-581,066	-291,066
01300	Councils, Conferences and Exhibitions					
01422	Seminars and Workshops committee Conferences	450,000	750,000	430,921	-19,079	-319,079
Total Parent Account	01300	450,000	750,000	430,921	-19,079	-319,079
01700	Grants Subventions and Other Payments					
01844	International Organisation of Supreme Audit Institutions	180,000	180,000	107,508	-72,492	-72,492
01967	Workmen's Compensation	50,000	50,000	0	-50,000	-50,000
Total Parent Account	01700	230,000	230,000	107,508	-122,492	-122,492

**STATEMENT OF RECURRENT EXPENDITURE FOR THE YEAR ENDED 31 MARCH , 2019
AS COMPARED WITH THE ESTIMATES**

(Figures in Pula)

MIN DEPT PARENT A/C CHILD A/C	DETAILS	APPROVED ESTIMATES	WARRANTED PROVISION	ACTUAL EXPENDITURE	EXPENDITURE OVER + OR UNDER - APPROVED ESTIMATES	EXPENDITURE OVER + OR UNDER - WARRANTED PROVISION
1400	Office of the Auditor General					
1401	Office of the Auditor General					
04300	Special Expenditure					
04314	Furniture and Equipment	2,003,850	1,013,850	848,079	-1,155,771	-165,771
04317	Household and Domestic Equip	50,000	50,000	25,536	-24,464	-24,464
04321	Office Equipment (Special Expenditure)	50,000	50,000	0	-50,000	-50,000
04333	Vehicles (Special Expenditure)	674,420	610,020	610,000	-64,420	-20
04349	Computer Replacement	500,000	500,000	376,152	-123,848	-123,848
Total Parent Account	04300	3,278,270	2,223,870	1,859,767	-1,418,503	-364,103
1401	Office of the Auditor General	80,720,080	80,720,080	68,270,790	-12,449,290	-12,449,290
TOTAL	Office of the Auditor General	80,720,080	80,720,080	68,270,790	-12,449,290	-12,449,290

**STATEMENT OF RECURRENT EXPENDITURE FOR THE YEAR ENDED 31 MARCH , 2019
AS COMPARED WITH THE ESTIMATES**

(Figures in Pula)

MIN DEPT PARENT A/C CHILD A/C	DETAILS	APPROVED ESTIMATES	WARRANTED PROVISION	ACTUAL EXPENDITURE	EXPENDITURE OVER + OR UNDER - APPROVED ESTIMATES	EXPENDITURE OVER + OR UNDER - WARRANTED PROVISION
1500	Ministry of International Affairs and Cooperation					
1501	Headquarters (MIAC)					
00110	Salaries and Allowances					
00111	Basic Salary	28,995,560	26,675,560	23,730,748	-5,264,812	-2,944,812
00112	Allowances (Salaries and Wages)	1,333,070	1,903,070	1,789,699	456,629	-113,371
00114	Casual Labour (Salaries and Allowances)	44,140	2,500	0	-44,140	-2,500
00124	Leave Travel Concession	179,000	109,000	97,741	-81,259	-11,259
00132	Minister's Maids/Gardener's refunds	41,640	35,900	35,900	-5,740	0
00139	Overtime Allowances	0	600,000	526,590	526,590	-73,410
Total Parent Account	00110	30,593,410	29,326,030	26,180,679	-4,412,731	-3,145,351
00160	Pensions, Gratuities and Compensations					
00164	Gratuities - Contract Officers	3,940,690	3,020,890	3,020,885	-919,805	-5
Total Parent Account	00160	3,940,690	3,020,890	3,020,885	-919,805	-5
00200	Travelling and Transport (Internal)					
00201	Transportation Costs (Internal Travel)	50,000	62,190	62,181	12,181	-9
00202	Subsistence Costs (Internal Travel)	150,000	170,900	152,275	2,275	-18,625
00204	Petrol, Oil and Lubricants (Internal Travel)	313,100	219,400	219,323	-93,777	-77
00206	Hire Charges	460,000	12,000	10,863	-449,137	-1,137
00207	Accidents Charges	44,800	20	0	-44,800	-20
00208	Driver Charges	73,600	5,300	5,217	-68,383	-83
Total Parent Account	00200	1,091,500	469,810	449,858	-641,642	-19,952
00300	Travelling and Transport (External)					
00301	Transportation Costs (External Travel)	6,000,000	5,942,300	3,867,772	-2,132,228	-2,074,528
00302	Subsistence Costs (External Travel)	5,200,000	5,237,700	3,568,280	-1,631,720	-1,669,420
Total Parent Account	00300	11,200,000	11,180,000	7,436,052	-3,763,948	-3,743,948
00400	General Expenses and Supplies					
00401	Advertising and Publicity	400,000	321,900	320,557	-79,443	-1,343
00405	Domestic and Household Requisites	200,000	186,400	158,580	-41,420	-27,820
00408	Insurance Costs (General Expenses)	2,000,000	2,274,400	2,195,066	195,066	-79,334
00409	Incidental Expenses (General Expenses)	396,000	396,000	389,991	-6,009	-6,009
00414	Office Supplies (General Expenses and Supplies)	910,000	938,700	891,735	-18,265	-46,965
00417	Postal Charges (General Expenses and Supplies)	3,000,000	3,921,550	3,903,455	903,455	-18,096
00421	Recruitment Expenses	108,360	6,560	6,480	-101,880	-80
00422	Service Charges	1,700,000	1,334,700	1,309,668	-390,332	-25,032
00423	Uniforms and Protective Clothing	150,000	122,900	98,536	-51,464	-24,364
00431	Staff Transfers/Leave (General Expenses)	3,100,000	3,000,000	2,548,749	-551,251	-451,251
00432	Printing Charges	35,000	60,600	60,090	25,090	-510
Total Parent Account	00400	11,999,360	12,563,710	11,882,907	-116,453	-680,803

**STATEMENT OF RECURRENT EXPENDITURE FOR THE YEAR ENDED 31 MARCH , 2019
AS COMPARED WITH THE ESTIMATES**

(Figures in Pula)

MIN DEPT PARENT A/C CHILD A/C	DETAILS	APPROVED ESTIMATES	WARRANTED PROVISION	ACTUAL EXPENDITURE	EXPENDITURE OVER + OR UNDER - APPROVED ESTIMATES	EXPENDITURE OVER + OR UNDER - WARRANTED PROVISION
1500	Ministry of International Affairs and Cooperation					
1501	Headquarters (MIAC)					
00500	Departmental Services					
00538	State Visits	2,100,000	2,100,000	762,444	-1,337,556	-1,337,556
Total Parent Account	00500	2,100,000	2,100,000	762,444	-1,337,556	-1,337,556
00700	Maintenance and Running (Equipment)					
00707	Fire Fighting Equipment (Maint. and Running- Equip.)	50,000	19,090	18,872	-31,128	-218
00712	Office Equipment (Maintenance and Running Equip.)	80,000	23,400	23,380	-56,620	-20
00714	Recording and Visual Aid Equipment	160,000	138,000	135,739	-24,261	-2,261
00717	Sub-Contracted Repairs	230,000	309,000	304,035	74,035	-4,965
00718	Vehicles and Plant Maintenance	140,000	116,675	110,634	-29,366	-6,041
00724	Computer Systems Consumables	500,000	40,000	39,330	-460,670	-670
00725	Computer Systems Maintenance	600,000	105,320	105,161	-494,839	-159
Total Parent Account	00700	1,760,000	751,485	737,151	-1,022,850	-14,335
00800	Maintenance and Running Expenses (Other)					
00803	Buildings (Maint and Running Exp - Other)	1,500,000	5,664,300	676,648	-823,352	-4,987,652
00805	Furniture (Maint and Running Exp - Other)	5,000	0	0	-5,000	0
00806	Grounds (Maint and Running Exp - Other)	500,000	238,000	237,848	-262,152	-152
00814	Minor Works (Maint and Running Exp - Other)	150,000	52,100	48,300	-101,700	-3,800
Total Parent Account	00800	2,155,000	5,954,400	962,796	-1,192,204	-4,991,604
00900	Institutional Running Expenses					
00903	Domestic Supplies	100,000	8,580	8,543	-91,458	-38
00906	First Aid Equipment	5,000	0	0	-5,000	0
00907	Food	120,000	106,000	72,557	-47,443	-33,443
00911	Maintenance of Furniture and Equipment	15,000	8,900	8,890	-6,110	-10
00912	Maintenance of Grounds	100,000	29,700	29,564	-70,436	-136
Total Parent Account	00900	340,000	153,180	119,553	-220,447	-33,627
01100	Government Hospitality					
01101	Official Receptions	750,000	635,000	597,944	-152,056	-37,056
Total Parent Account	01100	750,000	635,000	597,944	-152,056	-37,056
01200	Training					
01201	Allowances (Training)	569,930	551,230	518,261	-51,669	-32,969
01202	Courses (Training)	569,930	369,630	362,376	-207,554	-7,254
01217	Performance Management System	660,000	579,805	242,107	-417,893	-337,698
Total Parent Account	01200	1,799,860	1,500,665	1,122,744	-677,116	-377,921
01300	Councils, Conferences and Exhibitions					
01422	Seminars and Workshops committee Conferences	830,000	1,691,000	1,170,587	340,587	-520,413

**STATEMENT OF RECURRENT EXPENDITURE FOR THE YEAR ENDED 31 MARCH , 2019
AS COMPARED WITH THE ESTIMATES**

(Figures in Pula)

MIN DEPT PARENT A/C CHILD A/C	DETAILS	APPROVED ESTIMATES	WARRANTED PROVISION	ACTUAL EXPENDITURE	EXPENDITURE OVER + OR UNDER - APPROVED ESTIMATES	EXPENDITURE OVER + OR UNDER - WARRANTED PROVISION
1500	Ministry of International Affairs and Cooperation					
1501	Headquarters (MIAC)					
01300	Councils, Conferences and Exhibitions					
Total Parent Account	01300	830,000	1,691,000	1,170,587	340,587	-520,413
01700	Grants Subventions and Other Payments					
01711	African, Caribbean and Pacific Secretariat (ACP)	4,161,390	3,569,880	3,569,876	-591,514	-4
01785	Commonwealth Secretariat	2,115,820	3,292,920	3,047,526	931,706	-245,394
01796	Contributions to International Appeal Funds	2,500,000	3,883,255	2,835,345	335,345	-1,047,910
01879	African Union (AU)	34,170,380	31,870,380	30,828,225	-3,342,155	-1,042,155
01958	United Nations Organisation (UNO)	8,000,000	6,000,000	5,741,162	-2,258,838	-258,838
01967	Workmen's Compensation	25,000	800	720	-24,280	-80
Total Parent Account	01700	50,972,590	48,617,235	46,022,854	-4,949,736	-2,594,381
04300	Special Expenditure					
04314	Furniture and Equipment	635,770	435,770	176,549	-459,221	-259,221
04317	Household and Domestic Equip	20,000	0	0	-20,000	0
04321	Office Equipment (Special Expenditure)	100,000	470,680	469,339	369,339	-1,341
04333	Vehicles (Special Expenditure)	1,866,560	1,608,885	1,472,720	-393,840	-136,165
04349	Computer Replacement	350,000	701,000	700,738	350,738	-263
Total Parent Account	04300	2,972,330	3,216,335	2,819,345	-152,985	-396,990
1502	Embassy of U.S.A (Washington)					
00110	Salaries and Allowances					
00111	Basic Salary	1,502,510	1,572,510	1,508,980	6,470	-63,530
00112	Allowances (Salaries and Wages)	2,861,820	6,491,460	6,288,190	3,426,370	-203,270
00116	Education Allowances	1,318,910	2,761,115	2,678,960	1,360,050	-82,155
00119	Local Appointments (Missions)	4,820,180	5,282,280	5,253,610	433,430	-28,670
00140	Medical Expenses (Missions)	2,768,880	3,265,880	3,040,283	271,403	-225,597
Total Parent Account	00110	13,272,300	19,373,245	18,770,024	5,497,724	-603,221
00200	Travelling and Transport (Internal)					
00201	Transportation Costs (Internal Travel)	164,210	172,210	166,211	2,001	-5,999
00202	Subsistence Costs (Internal Travel)	128,330	510,330	446,173	317,843	-64,157
Total Parent Account	00200	292,540	682,540	612,383	319,843	-70,157
00300	Travelling and Transport (External)					
00301	Transportation Costs (External Travel)	381,000	681,000	658,944	277,944	-22,056
00302	Subsistence Costs (External Travel)	786,460	306,140	81,395	-705,066	-224,746
00304	Petrol, Oil and Lubricants (External Travel)	147,190	147,190	102,179	-45,011	-45,011
Total Parent Account	00300	1,314,650	1,134,330	842,518	-472,132	-291,812

**STATEMENT OF RECURRENT EXPENDITURE FOR THE YEAR ENDED 31 MARCH , 2019
AS COMPARED WITH THE ESTIMATES**

(Figures in Pula)

MIN DEPT PARENT A/C CHILD A/C	DETAILS	APPROVED ESTIMATES	WARRANTED PROVISION	ACTUAL EXPENDITURE	EXPENDITURE OVER + OR UNDER - APPROVED ESTIMATES	EXPENDITURE OVER + OR UNDER - WARRANTED PROVISION
1500	Ministry of International Affairs and Cooperation					
1502	Embassy of U.S.A (Washington)					
00400	General Expenses and Supplies					
00401	Advertising and Publicity	13,800	2,720	2,711	-11,089	-9
00405	Domestic and Household Requisites	116,840	90,200	86,596	-30,244	-3,604
00408	Insurance Costs (General Expenses)	320,000	326,090	326,086	6,086	-4
00409	Incidental Expenses (General Expenses)	100,000	220,000	167,475	67,475	-52,525
00412	Legal Costs	22,000	0	0	-22,000	0
00414	Office Supplies (General Expenses and Supplies)	133,400	223,400	151,090	17,690	-72,310
00416	Property Rents and Rates	1,764,630	1,624,630	1,523,928	-240,702	-100,702
00417	Postal Charges (General Expenses and Supplies)	920,000	711,400	620,635	-299,365	-90,765
00419	Representation Allowances	35,000	35,000	30,022	-4,978	-4,978
00422	Service Charges	1,050,000	1,405,970	1,400,758	350,758	-5,212
00423	Uniforms and Protective Clothing	13,600	6,000	6,000	-7,600	0
00431	Staff Transfers/Leave (General Expenses)	368,000	706,700	703,165	335,165	-3,535
00435	Production and Promotional Products	128,390	210,990	139,243	10,853	-71,747
Total Parent Account	00400	4,985,660	5,563,100	5,157,709	172,049	-405,391
00700	Maintenance and Running (Equipment)					
00706	Electrical Equipment	280,000	391,750	349,744	69,744	-42,006
00712	Office Equipment (Maintenance and Running Equip.)	320,000	212,340	202,042	-117,958	-10,298
00719	Vehicles- Missions	82,800	68,550	62,266	-20,534	-6,284
Total Parent Account	00700	682,800	672,640	614,052	-68,748	-58,588
00800	Maintenance and Running Expenses (Other)					
00806	Grounds (Maint and Running Exp - Other)	670,000	475,370	463,092	-206,908	-12,278
00807	Mission Buildings (Maint and Running Exp - Other)	379,600	379,600	377,744	-1,856	-1,856
00814	Minor Works (Maint and Running Exp - Other)	30,000	100	98	-29,902	-2
Total Parent Account	00800	1,079,600	855,070	840,934	-238,666	-14,136
01100	Government Hospitality					
01101	Official Receptions	114,080	200,740	191,654	77,574	-9,086
Total Parent Account	01100	114,080	200,740	191,654	77,574	-9,086
01300	Councils, Conferences and Exhibitions					
01422	Seminars and Workshops committee Conferences	10,890	39,490	32,123	21,233	-7,367
Total Parent Account	01300	10,890	39,490	32,123	21,233	-7,367
04300	Special Expenditure					
04314	Furniture and Equipment	4,600	0	0	-4,600	0
04317	Household and Domestic Equip	505,260	529,880	508,620	3,360	-21,260
04321	Office Equipment (Special Expenditure)	4,600	30	0	-4,600	-30
04327	Recording and Broadcasting	9,200	0	0	-9,200	0

**STATEMENT OF RECURRENT EXPENDITURE FOR THE YEAR ENDED 31 MARCH , 2019
AS COMPARED WITH THE ESTIMATES**

(Figures in Pula)

MIN DEPT PARENT A/C CHILD A/C	DETAILS	APPROVED ESTIMATES	WARRANTED PROVISION	ACTUAL EXPENDITURE	EXPENDITURE OVER + OR UNDER - APPROVED ESTIMATES	EXPENDITURE OVER + OR UNDER - WARRANTED PROVISION
1500	Ministry of International Affairs and Cooperation					
1502	Embassy of U.S.A (Washington)					
04300	Special Expenditure					
	Equip.(Special Expenditure)					
04333	Vehicles (Special Expenditure)	757,190	682,490	682,422	-74,768	-68
04349	Computer Replacement	199,340	100	0	-199,340	-100
Total Parent Account	04300	1,480,190	1,212,500	1,191,042	-289,148	-21,458
1503	Permanent Representative to U.N (New York)					
00110	Salaries and Allowances					
00111	Basic Salary	2,024,980	1,405,980	1,405,966	-619,014	-14
00112	Allowances (Salaries and Wages)	6,443,900	6,634,900	6,604,349	160,449	-30,551
00116	Education Allowances	1,467,340	918,540	917,952	-549,389	-589
00119	Local Appointments (Missions)	8,450,010	7,381,810	7,327,157	-1,122,853	-54,653
00140	Medical Expenses (Missions)	2,941,090	4,081,090	4,074,825	1,133,735	-6,266
Total Parent Account	00110	21,327,320	20,422,320	20,330,248	-997,072	-92,072
00200	Travelling and Transport (Internal)					
00201	Transportation Costs (Internal Travel)	35,000	35,000	5,640	-29,360	-29,360
00202	Subsistence Costs (Internal Travel)	10,000	10,000	738	-9,262	-9,262
Total Parent Account	00200	45,000	45,000	6,378	-38,622	-38,622
00300	Travelling and Transport (External)					
00301	Transportation Costs (External Travel)	232,340	252,340	251,755	19,415	-585
00302	Subsistence Costs (External Travel)	498,040	498,040	485,033	-13,007	-13,007
00304	Petrol, Oil and Lubricants (External Travel)	65,000	95,000	91,588	26,588	-3,412
Total Parent Account	00300	795,380	845,380	828,376	32,996	-17,004
00400	General Expenses and Supplies					
00405	Domestic and Household Requisites	120,000	120,000	119,488	-512	-512
00408	Insurance Costs (General Expenses)	660,000	660,000	657,451	-2,549	-2,549
00409	Incidental Expenses (General Expenses)	60,000	60,000	59,730	-270	-270
00412	Legal Costs	9,620	9,620	0	-9,620	-9,620
00414	Office Supplies (General Expenses and Supplies)	100,000	100,000	99,702	-298	-298
00416	Property Rents and Rates	9,475,930	9,475,930	8,294,336	-1,181,594	-1,181,594
00417	Postal Charges (General Expenses and Supplies)	600,000	700,000	678,763	78,763	-21,237
00419	Representation Allowances	15,000	15,000	14,772	-228	-228
00422	Service Charges	600,000	900,000	832,765	232,765	-67,235
00423	Uniforms and Protective Clothing	15,000	15,000	14,228	-772	-772
00431	Staff Transfers/Leave (General Expenses)	700,000	630,000	620,481	-79,519	-9,519
Total Parent Account	00400	12,355,550	12,685,550	11,391,716	-963,834	-1,293,834

**STATEMENT OF RECURRENT EXPENDITURE FOR THE YEAR ENDED 31 MARCH , 2019
AS COMPARED WITH THE ESTIMATES**

(Figures in Pula)

MIN DEPT PARENT A/C CHILD A/C	DETAILS	APPROVED ESTIMATES	WARRANTED PROVISION	ACTUAL EXPENDITURE	EXPENDITURE OVER + OR UNDER - APPROVED ESTIMATES	EXPENDITURE OVER + OR UNDER - WARRANTED PROVISION
1500	Ministry of International Affairs and Cooperation					
1503	Permanent Representative to U.N (New York)					
00700	Maintenance and Running (Equipment)					
00706	Electrical Equipment	10,000	10,000	9,886	-114	-114
00712	Office Equipment (Maintenance and Running Equip.)	350,000	350,000	358,496	8,496	8,496
00719	Vehicles- Missions	150,000	105,000	104,414	-45,586	-586
Total Parent Account	00700	510,000	465,000	472,796	-37,204	7,796
00800	Maintenance and Running Expenses (Other)					
00805	Furniture (Maint and Running Exp - Other)	5,000	5,000	3,441	-1,559	-1,559
00806	Grounds (Maint and Running Exp - Other)	130,000	130,000	121,121	-8,879	-8,879
00807	Mission Buildings (Maint and Running Exp - Other)	500,000	690,000	679,216	179,216	-10,784
00814	Minor Works (Maint and Running Exp - Other)	130,000	130,000	120,797	-9,203	-9,203
Total Parent Account	00800	765,000	955,000	924,575	159,575	-30,425
01100	Government Hospitality					
01101	Official Receptions	100,000	107,600	107,474	7,474	-126
Total Parent Account	01100	100,000	107,600	107,474	7,474	-126
01300	Councils, Conferences and Exhibitions					
01422	Seminars and Workshops committee Conferences	15,000	7,400	7,387	-7,613	-13
Total Parent Account	01300	15,000	7,400	7,387	-7,613	-13
04300	Special Expenditure					
04317	Household and Domestic Equip	65,000	65,000	63,400	-1,600	-1,600
Total Parent Account	04300	65,000	65,000	63,400	-1,600	-1,600
1504	High Commission U.K. (London)					
00110	Salaries and Allowances					
00111	Basic Salary	1,333,990	1,333,990	1,193,158	-140,832	-140,832
00112	Allowances (Salaries and Wages)	4,172,030	4,172,030	3,833,827	-338,203	-338,203
00116	Education Allowances	2,714,560	1,904,560	1,705,125	-1,009,435	-199,435
00119	Local Appointments (Missions)	6,600,000	6,600,000	6,177,411	-422,589	-422,589
00140	Medical Expenses (Missions)	1,100,000	1,100,000	825,417	-274,583	-274,583
Total Parent Account	00110	15,920,580	15,110,580	13,734,939	-2,185,641	-1,375,641
00200	Travelling and Transport (Internal)					
00201	Transportation Costs (Internal Travel)	90,000	90,000	16,893	-73,107	-73,107
00202	Subsistence Costs (Internal Travel)	70,000	70,000	31,016	-38,984	-38,984
Total Parent Account	00200	160,000	160,000	47,909	-112,091	-112,091
00300	Travelling and Transport (External)					
00301	Transportation Costs (External Travel)	429,310	429,310	95,114	-334,196	-334,196
00302	Subsistence Costs (External Travel)	603,790	603,790	86,823	-516,967	-516,967

**STATEMENT OF RECURRENT EXPENDITURE FOR THE YEAR ENDED 31 MARCH , 2019
AS COMPARED WITH THE ESTIMATES**

(Figures in Pula)

MIN DEPT PARENT A/C CHILD A/C	DETAILS	APPROVED ESTIMATES	WARRANTED PROVISION	ACTUAL EXPENDITURE	EXPENDITURE OVER + OR UNDER - APPROVED ESTIMATES	EXPENDITURE OVER + OR UNDER - WARRANTED PROVISION
1500	Ministry of International Affairs and Cooperation					
1504	High Commission U.K. (London)					
00300	Travelling and Transport (External)					
00304	Petrol, Oil and Lubricants (External Travel)	185,000	185,000	131,961	-53,039	-53,039
	Total Parent Account 00300	1,218,100	1,218,100	313,898	-904,202	-904,202
00400	General Expenses and Supplies					
00401	Advertising and Publicity	5,000	5,000	0	-5,000	-5,000
00405	Domestic and Household Requisites	90,000	198,400	186,568	96,568	-11,832
00407	Interest and Exchange (General Expenses)	100,000	43,000	38,588	-61,412	-4,412
00408	Insurance Costs (General Expenses)	450,000	450,000	400,462	-49,538	-49,538
00409	Incidental Expenses (General Expenses)	34,000	56,000	55,694	21,694	-306
00412	Legal Costs	15,000	15,000	0	-15,000	-15,000
00414	Office Supplies (General Expenses and Supplies)	203,000	187,870	187,848	-15,152	-22
00416	Property Rents and Rates	1,983,900	2,167,240	2,167,229	183,329	-11
00417	Postal Charges (General Expenses and Supplies)	890,000	725,950	683,508	-206,492	-42,442
00419	Representation Allowances	119,000	119,000	46,144	-72,856	-72,856
00422	Service Charges	1,290,000	1,290,000	1,287,403	-2,597	-2,597
00423	Uniforms and Protective Clothing	20,000	20,000	20,000	0	0
00431	Staff Transfers/Leave (General Expenses)	1,100,000	864,220	852,245	-247,755	-11,975
00435	Production and Promotional Products	700,000	301,585	296,071	-403,929	-5,514
	Total Parent Account 00400	6,999,900	6,443,265	6,221,759	-778,141	-221,506
00700	Maintenance and Running (Equipment)					
00706	Electrical Equipment	90,000	103,545	101,337	11,337	-2,208
00712	Office Equipment (Maintenance and Running Equip.)	145,000	199,130	195,958	50,958	-3,172
00719	Vehicles- Missions	450,000	346,475	343,749	-106,251	-2,726
00735	Recording and Broadcasting Equipment	150,180	119,280	119,220	-30,960	-60
	Total Parent Account 00700	835,180	768,430	760,264	-74,916	-8,166
00800	Maintenance and Running Expenses (Other)					
00805	Furniture (Maint and Running Exp - Other)	25,000	600	537	-24,463	-63
00806	Grounds (Maint and Running Exp - Other)	260,000	260,000	256,631	-3,369	-3,369
00807	Mission Buildings (Maint and Running Exp - Other)	0	800,000	795,287	795,287	-4,713
00814	Minor Works (Maint and Running Exp - Other)	390,000	415,080	413,097	23,097	-1,983
	Total Parent Account 00800	675,000	1,475,680	1,465,552	790,552	-10,128
01100	Government Hospitality					
01101	Official Receptions	120,000	120,000	95,464	-24,536	-24,536
	Total Parent Account 01100	120,000	120,000	95,464	-24,536	-24,536

**STATEMENT OF RECURRENT EXPENDITURE FOR THE YEAR ENDED 31 MARCH , 2019
AS COMPARED WITH THE ESTIMATES**

(Figures in Pula)

MIN DEPT PARENT A/C CHILD A/C	DETAILS	APPROVED ESTIMATES	WARRANTED PROVISION	ACTUAL EXPENDITURE	EXPENDITURE OVER + OR UNDER - APPROVED ESTIMATES	EXPENDITURE OVER + OR UNDER - WARRANTED PROVISION
1500	Ministry of International Affairs and Cooperation					
1504	High Commission U.K. (London)					
01300	Councils, Conferences and Exhibitions					
01422	Seminars and Workshops committee Conferences	25,000	25,000	6,711	-18,289	-18,289
Total Parent Account	01300	25,000	25,000	6,711	-18,289	-18,289
01700	Grants Subventions and Other Payments					
01897	Relief for Destitutes	500	500	0	-500	-500
Total Parent Account	01700	500	500	0	-500	-500
04300	Special Expenditure					
04314	Furniture and Equipment	70,000	370,560	348,645	278,645	-21,915
04317	Household and Domestic Equip	70,000	412,095	408,747	338,747	-3,348
04321	Office Equipment (Special Expenditure)	20,000	50	0	-20,000	-50
04327	Recording and Broadcasting Equip.(Special Expenditure)	200	200	0	-200	-200
04349	Computer Replacement	12,940	12,940	12,846	-94	-94
Total Parent Account	04300	173,140	795,845	770,238	597,098	-25,607
1505	High Commission Zambia (Lusaka)					
00110	Salaries and Allowances					
00111	Basic Salary	1,219,720	1,079,720	1,073,784	-145,936	-5,936
00112	Allowances (Salaries and Wages)	1,180,560	1,330,560	1,321,517	140,957	-9,043
00116	Education Allowances	322,000	350,500	347,098	25,098	-3,402
00119	Local Appointments (Missions)	871,990	938,990	930,387	58,397	-8,603
00140	Medical Expenses (Missions)	86,430	226,430	220,675	134,245	-5,755
Total Parent Account	00110	3,680,700	3,926,200	3,893,462	212,762	-32,738
00200	Travelling and Transport (Internal)					
00201	Transportation Costs (Internal Travel)	9,200	9,200	8,507	-693	-693
00202	Subsistence Costs (Internal Travel)	45,600	45,600	27,897	-17,703	-17,703
Total Parent Account	00200	54,800	54,800	36,403	-18,397	-18,397
00300	Travelling and Transport (External)					
00301	Transportation Costs (External Travel)	170,280	110,280	75,629	-94,651	-34,651
00302	Subsistence Costs (External Travel)	250,000	191,500	150,472	-99,528	-41,028
00304	Petrol, Oil and Lubricants (External Travel)	241,820	181,820	100,607	-141,213	-81,213
Total Parent Account	00300	662,100	483,600	326,707	-335,393	-156,893
00400	General Expenses and Supplies					
00401	Advertising and Publicity	3,000	3,000	0	-3,000	-3,000
00405	Domestic and Household Requisites	20,000	54,000	33,002	13,002	-20,998
00407	Interest and Exchange (General Expenses)	40,760	40,760	24,954	-15,806	-15,806
00408	Insurance Costs (General Expenses)	93,200	109,200	108,584	15,384	-616

**STATEMENT OF RECURRENT EXPENDITURE FOR THE YEAR ENDED 31 MARCH , 2019
AS COMPARED WITH THE ESTIMATES**

(Figures in Pula)

MIN DEPT PARENT A/C CHILD A/C	DETAILS	APPROVED ESTIMATES	WARRANTED PROVISION	ACTUAL EXPENDITURE	EXPENDITURE OVER + OR UNDER - APPROVED ESTIMATES	EXPENDITURE OVER + OR UNDER - WARRANTED PROVISION
1500	Ministry of International Affairs and Cooperation					
1505	High Commission Zambia (Lusaka)					
00400	General Expenses and Supplies					
00409	Incidental Expenses (General Expenses)	30,000	13,000	12,748	-17,252	-252
00412	Legal Costs	20,000	4,000	0	-20,000	-4,000
00414	Office Supplies (General Expenses and Supplies)	64,400	119,400	112,646	48,246	-6,754
00417	Postal Charges (General Expenses and Supplies)	550,000	510,000	481,886	-68,114	-28,114
00419	Representation Allowances	18,000	25,000	24,282	6,282	-718
00422	Service Charges	465,200	465,200	463,177	-2,023	-2,023
00423	Uniforms and Protective Clothing	37,320	24,320	21,334	-15,986	-2,986
00431	Staff Transfers/Leave (General Expenses)	277,130	277,130	164,074	-113,056	-113,056
00435	Production and Promotional Products	91,000	91,000	15,213	-75,787	-75,787
Total Parent Account	00400	1,710,010	1,736,010	1,461,899	-248,111	-274,111
00700	Maintenance and Running (Equipment)					
00706	Electrical Equipment	9,400	9,400	8,185	-1,215	-1,215
00712	Office Equipment (Maintenance and Running Equip.)	23,000	33,000	32,435	9,435	-565
00719	Vehicles- Missions	38,400	38,400	13,877	-24,523	-24,523
Total Parent Account	00700	70,800	80,800	54,498	-16,302	-26,302
00800	Maintenance and Running Expenses (Other)					
00805	Furniture (Maint and Running Exp - Other)	65,000	5,000	0	-65,000	-5,000
00806	Grounds (Maint and Running Exp - Other)	40,000	72,800	47,249	7,249	-25,551
00807	Mission Buildings (Maint and Running Exp - Other)	138,300	278,300	255,004	116,704	-23,296
00814	Minor Works (Maint and Running Exp - Other)	7,000	7,000	1,308	-5,692	-5,692
Total Parent Account	00800	250,300	363,100	303,561	53,261	-59,539
01100	Government Hospitality					
01101	Official Receptions	105,500	105,500	103,059	-2,441	-2,441
Total Parent Account	01100	105,500	105,500	103,059	-2,441	-2,441
01300	Councils, Conferences and Exhibitions					
01422	Seminars and Workshops committee Conferences	24,200	1,400	1,268	-22,932	-132
Total Parent Account	01300	24,200	1,400	1,268	-22,932	-132
04300	Special Expenditure					
04306	Bicycles Purchases	10,000	5,000	0	-10,000	-5,000
04314	Furniture and Equipment	86,820	820	0	-86,820	-820
04317	Household and Domestic Equip	118,700	56,700	53,167	-65,533	-3,533
04321	Office Equipment (Special Expenditure)	50,200	50,200	34,039	-16,161	-16,161
04327	Recording and Broadcasting Equip.(Special Expenditure)	18,200	18,200	0	-18,200	-18,200
04349	Computer Replacement	42,000	12,000	10,481	-31,519	-1,519

**STATEMENT OF RECURRENT EXPENDITURE FOR THE YEAR ENDED 31 MARCH , 2019
AS COMPARED WITH THE ESTIMATES**

(Figures in Pula)

MIN DEPT PARENT A/C CHILD A/C	DETAILS	APPROVED ESTIMATES	WARRANTED PROVISION	ACTUAL EXPENDITURE	EXPENDITURE OVER + OR UNDER - APPROVED ESTIMATES	EXPENDITURE OVER + OR UNDER - WARRANTED PROVISION
1500	Ministry of International Affairs and Cooperation					
1505	High Commission Zambia (Lusaka)					
04300	Special Expenditure					
Total Parent Account	04300	325,920	142,920	97,688	-228,232	-45,232
1506	Embassy EEC and Europe (Brussels)					
00110	Salaries and Allowances					
00111	Basic Salary	1,065,230	1,305,230	1,091,608	26,378	-213,622
00112	Allowances (Salaries and Wages)	3,798,000	3,954,400	3,357,823	-440,177	-596,577
00116	Education Allowances	895,270	1,125,270	1,072,599	177,329	-52,671
00119	Local Appointments (Missions)	6,632,720	5,006,720	5,008,291	-1,624,429	1,571
00140	Medical Expenses (Missions)	2,737,890	554,750	407,413	-2,330,477	-147,337
Total Parent Account	00110	15,129,110	11,946,370	10,937,733	-4,191,377	-1,008,637
00200	Travelling and Transport (Internal)					
00202	Subsistence Costs (Internal Travel)	50,000	0	0	-50,000	0
Total Parent Account	00200	50,000	0	0	-50,000	0
00300	Travelling and Transport (External)					
00301	Transportation Costs (External Travel)	466,030	360,030	356,547	-109,483	-3,483
00302	Subsistence Costs (External Travel)	679,750	599,750	529,342	-150,408	-70,408
00304	Petrol, Oil and Lubricants (External Travel)	27,500	52,500	41,000	13,500	-11,500
Total Parent Account	00300	1,173,280	1,012,280	926,889	-246,391	-85,391
00400	General Expenses and Supplies					
00401	Advertising and Publicity	10,000	0	0	-10,000	0
00405	Domestic and Household Requisites	70,500	85,500	77,219	6,719	-8,281
00408	Insurance Costs (General Expenses)	200,000	280,000	260,063	60,063	-19,937
00409	Incidental Expenses (General Expenses)	25,000	25,000	22,968	-2,032	-2,032
00412	Legal Costs	140,000	30,000	24,677	-115,323	-5,323
00414	Office Supplies (General Expenses and Supplies)	80,000	110,000	110,857	30,857	857
00416	Property Rents and Rates	930,000	1,091,500	1,052,675	122,675	-38,825
00417	Postal Charges (General Expenses and Supplies)	467,310	563,310	444,509	-22,801	-118,801
00419	Representation Allowances	28,950	28,950	19,530	-9,420	-9,420
00422	Service Charges	634,090	704,090	614,440	-19,650	-89,650
00423	Uniforms and Protective Clothing	2,300	2,300	495	-1,805	-1,805
00431	Staff Transfers/Leave (General Expenses)	129,000	569,000	551,790	422,790	-17,210
00435	Production and Promotional Products	230,220	219,720	190,771	-39,449	-28,949
Total Parent Account	00400	2,947,370	3,709,370	3,369,995	422,625	-339,375

**STATEMENT OF RECURRENT EXPENDITURE FOR THE YEAR ENDED 31 MARCH , 2019
AS COMPARED WITH THE ESTIMATES**

(Figures in Pula)

MIN DEPT PARENT A/C CHILD A/C	DETAILS	APPROVED ESTIMATES	WARRANTED PROVISION	ACTUAL EXPENDITURE	EXPENDITURE OVER + OR UNDER - APPROVED ESTIMATES	EXPENDITURE OVER + OR UNDER - WARRANTED PROVISION
1500	Ministry of International Affairs and Cooperation					
1506	Embassy EEC and Europe (Brussels)					
00700	Maintenance and Running (Equipment)					
00706	Electrical Equipment	58,000	48,000	33,579	-24,421	-14,421
00712	Office Equipment (Maintenance and Running Equip.)	367,500	647,500	623,979	256,479	-23,521
00719	Vehicles- Missions	31,300	61,300	51,751	20,451	-9,549
Total Parent Account	00700	456,800	756,800	709,309	252,509	-47,491
00800	Maintenance and Running Expenses (Other)					
00805	Furniture (Maint and Running Exp - Other)	5,000	1,000	0	-5,000	-1,000
00806	Grounds (Maint and Running Exp - Other)	324,280	413,780	403,632	79,352	-10,148
00807	Mission Buildings (Maint and Running Exp - Other)	250,000	785,000	738,842	488,842	-46,158
Total Parent Account	00800	579,280	1,199,780	1,142,474	563,194	-57,306
01100	Government Hospitality					
01101	Official Receptions	100,000	100,000	67,942	-32,058	-32,058
Total Parent Account	01100	100,000	100,000	67,942	-32,058	-32,058
01300	Councils, Conferences and Exhibitions					
01422	Seminars and Workshops committee Conferences	10,000	0	0	-10,000	0
Total Parent Account	01300	10,000	0	0	-10,000	0
04300	Special Expenditure					
04314	Furniture and Equipment	10,000	10,000	7,413	-2,587	-2,587
04317	Household and Domestic Equip	20,000	35,000	19,565	-435	-15,435
Total Parent Account	04300	30,000	45,000	26,978	-3,022	-18,022
1507	Embassy Sweden (Stockholm)					
00110	Salaries and Allowances					
00111	Basic Salary	1,114,710	1,114,710	1,087,419	-27,291	-27,291
00112	Allowances (Salaries and Wages)	3,939,780	4,839,780	4,590,792	651,012	-248,988
00116	Education Allowances	667,920	427,920	419,016	-248,904	-8,904
00119	Local Appointments (Missions)	4,820,000	3,820,000	3,807,651	-1,012,349	-12,349
00140	Medical Expenses (Missions)	1,047,950	267,950	224,044	-823,906	-43,906
Total Parent Account	00110	11,590,360	10,470,360	10,128,921	-1,461,439	-341,439
00200	Travelling and Transport (Internal)					
00201	Transportation Costs (Internal Travel)	46,000	46,000	16,784	-29,217	-29,217
00202	Subsistence Costs (Internal Travel)	33,860	32,860	637	-33,223	-32,223
Total Parent Account	00200	79,860	78,860	17,421	-62,439	-61,439
00300	Travelling and Transport (External)					
00301	Transportation Costs (External Travel)	292,560	262,560	186,010	-106,550	-76,550
00302	Subsistence Costs (External Travel)	274,160	324,160	319,638	45,478	-4,522
00304	Petrol, Oil and Lubricants	138,000	118,000	115,992	-22,008	-2,008

**STATEMENT OF RECURRENT EXPENDITURE FOR THE YEAR ENDED 31 MARCH , 2019
AS COMPARED WITH THE ESTIMATES**

(Figures in Pula)

MIN DEPT PARENT A/C CHILD A/C	DETAILS	APPROVED ESTIMATES	WARRANTED PROVISION	ACTUAL EXPENDITURE	EXPENDITURE OVER + OR UNDER - APPROVED ESTIMATES	EXPENDITURE OVER + OR UNDER - WARRANTED PROVISION
1500	Ministry of International Affairs and Cooperation					
1507	Embassy Sweden (Stockholm)					
00300	Travelling and Transport (External) (External Travel)					
Total Parent Account	00300	704,720	704,720	621,640	-83,080	-83,080
00400	General Expenses and Supplies					
00401	Advertising and Publicity	18,400	3,400	337	-18,063	-3,063
00405	Domestic and Household Requisites	46,000	46,000	43,326	-2,674	-2,674
00408	Insurance Costs (General Expenses)	200,000	200,000	196,054	-3,946	-3,946
00409	Incidental Expenses (General Expenses)	11,500	19,500	12,776	1,276	-6,724
00412	Legal Costs	8,280	280	0	-8,280	-280
00414	Office Supplies (General Expenses and Supplies)	100,000	100,000	90,744	-9,256	-9,256
00416	Property Rents and Rates	32,000	32,000	12,850	-19,150	-19,150
00417	Postal Charges (General Expenses and Supplies)	377,200	377,200	319,593	-57,607	-57,607
00419	Representation Allowances	36,800	36,800	35,368	-1,432	-1,432
00422	Service Charges	644,000	744,000	706,661	62,661	-37,339
00423	Uniforms and Protective Clothing	6,440	6,440	6,238	-202	-202
00431	Staff Transfers/Leave (General Expenses)	410,000	440,000	364,895	-45,105	-75,105
Total Parent Account	00400	1,890,620	2,005,620	1,788,842	-101,778	-216,778
00700	Maintenance and Running (Equipment)					
00706	Electrical Equipment	621,260	546,260	436,003	-185,257	-110,257
00712	Office Equipment (Maintenance and Running Equip.)	138,000	238,000	234,495	96,495	-3,505
00713	Radio and Transmitter Equipment	73,600	123,600	109,522	35,922	-14,078
00719	Vehicles- Missions	65,780	85,780	81,542	15,762	-4,238
Total Parent Account	00700	898,640	993,640	861,561	-37,079	-132,079
00800	Maintenance and Running Expenses (Other)					
00805	Furniture (Maint and Running Exp - Other)	36,800	16,800	13,474	-23,326	-3,326
00806	Grounds (Maint and Running Exp - Other)	73,600	63,600	53,924	-19,676	-9,676
00807	Mission Buildings (Maint and Running Exp - Other)	484,630	984,630	695,066	210,436	-289,564
00814	Minor Works (Maint and Running Exp - Other)	92,000	92,000	91,256	-744	-744
Total Parent Account	00800	687,030	1,157,030	853,721	166,691	-303,309
01100	Government Hospitality					
01101	Official Receptions	138,000	248,000	235,895	97,895	-12,105
Total Parent Account	01100	138,000	248,000	235,895	97,895	-12,105
01300	Councils, Conferences and Exhibitions					
01422	Seminars and Workshops committee Conferences	36,800	56,800	56,748	19,948	-52
Total Parent Account	01300	36,800	56,800	56,748	19,948	-52

**STATEMENT OF RECURRENT EXPENDITURE FOR THE YEAR ENDED 31 MARCH , 2019
AS COMPARED WITH THE ESTIMATES**

(Figures in Pula)

MIN DEPT PARENT A/C CHILD A/C	DETAILS	APPROVED ESTIMATES	WARRANTED PROVISION	ACTUAL EXPENDITURE	EXPENDITURE OVER + OR UNDER - APPROVED ESTIMATES	EXPENDITURE OVER + OR UNDER - WARRANTED PROVISION
1500	Ministry of International Affairs and Cooperation					
1507	Embassy Sweden (Stockholm)					
04300	Special Expenditure					
04314	Furniture and Equipment	73,600	103,600	98,292	24,692	-5,308
04317	Household and Domestic Equip	73,600	53,600	52,887	-20,713	-713
	Total Parent Account 04300	147,200	157,200	151,179	3,979	-6,021
1508	Embassy Zimbabwe (Harare)					
00110	Salaries and Allowances					
00111	Basic Salary	1,610,200	1,610,200	1,550,415	-59,785	-59,785
00112	Allowances (Salaries and Wages)	1,021,640	2,414,803	2,393,105	1,371,465	-21,698
00116	Education Allowances	654,430	974,430	729,842	75,412	-244,588
00119	Local Appointments (Missions)	1,041,980	1,611,980	1,613,895	571,915	1,915
00140	Medical Expenses (Missions)	369,800	569,800	555,718	185,918	-14,082
	Total Parent Account 00110	4,698,050	7,181,213	6,842,975	2,144,925	-338,238
00200	Travelling and Transport (Internal)					
00201	Transportation Costs (Internal Travel)	200,000	200,000	22,275	-177,725	-177,725
00202	Subsistence Costs (Internal Travel)	200,000	200,000	46,049	-153,951	-153,951
	Total Parent Account 00200	400,000	400,000	68,324	-331,676	-331,676
00300	Travelling and Transport (External)					
00301	Transportation Costs (External Travel)	142,000	142,000	27,211	-114,789	-114,789
00302	Subsistence Costs (External Travel)	275,000	275,000	107,300	-167,700	-167,700
00304	Petrol, Oil and Lubricants (External Travel)	500,000	500,000	91,182	-408,818	-408,818
	Total Parent Account 00300	917,000	917,000	225,693	-691,307	-691,307
00400	General Expenses and Supplies					
00401	Advertising and Publicity	20,000	20,000	0	-20,000	-20,000
00405	Domestic and Household Requisites	100,000	100,000	57,479	-42,521	-42,521
00407	Interest and Exchange (General Expenses)	150,000	150,000	80,938	-69,062	-69,062
00408	Insurance Costs (General Expenses)	250,000	250,000	211,683	-38,317	-38,317
00409	Incidental Expenses (General Expenses)	60,000	60,000	22,007	-37,993	-37,993
00412	Legal Costs	15,000	15,000	0	-15,000	-15,000
00414	Office Supplies (General Expenses and Supplies)	120,000	320,000	147,320	27,320	-172,680
00416	Property Rents and Rates	260,000	260,000	258,532	-1,468	-1,468
00417	Postal Charges (General Expenses and Supplies)	300,000	450,000	446,499	146,499	-3,501
00419	Representation Allowances	60,000	60,000	18,637	-41,363	-41,363
00422	Service Charges	1,363,000	1,363,000	1,286,306	-76,694	-76,694
00423	Uniforms and Protective Clothing	40,000	40,000	3,722	-36,278	-36,278
00431	Staff Transfers/Leave (General Expenses)	70,000	70,000	69,866	-134	-134
00435	Production and Promotional Products	75,000	75,000	52,908	-22,092	-22,092

**STATEMENT OF RECURRENT EXPENDITURE FOR THE YEAR ENDED 31 MARCH , 2019
AS COMPARED WITH THE ESTIMATES**

(Figures in Pula)

MIN DEPT PARENT A/C CHILD A/C	DETAILS	APPROVED ESTIMATES	WARRANTED PROVISION	ACTUAL EXPENDITURE	EXPENDITURE OVER + OR UNDER - APPROVED ESTIMATES	EXPENDITURE OVER + OR UNDER - WARRANTED PROVISION
1500	Ministry of International Affairs and Cooperation					
1508	Embassy Zimbabwe (Harare)					
00400	General Expenses and Supplies					
Total Parent Account	00400	2,883,000	3,233,000	2,655,896	-227,104	-577,104
00700	Maintenance and Running (Equipment)					
00706	Electrical Equipment	200,000	200,000	199,292	-708	-708
00712	Office Equipment (Maintenance and Running Equip.)	50,000	160,000	112,226	62,226	-47,774
00719	Vehicles- Missions	150,000	150,000	120,195	-29,805	-29,805
Total Parent Account	00700	400,000	510,000	431,714	31,714	-78,286
00800	Maintenance and Running Expenses (Other)					
00805	Furniture (Maint and Running Exp - Other)	40,000	40,000	38,100	-1,900	-1,900
00806	Grounds (Maint and Running Exp - Other)	70,000	70,000	64,186	-5,814	-5,814
00814	Minor Works (Maint and Running Exp - Other)	207,630	207,630	192,479	-15,151	-15,151
Total Parent Account	00800	317,630	317,630	294,765	-22,865	-22,865
01100	Government Hospitality					
01101	Official Receptions	100,000	100,000	94,182	-5,818	-5,818
Total Parent Account	01100	100,000	100,000	94,182	-5,818	-5,818
01300	Councils, Conferences and Exhibitions					
01422	Seminars and Workshops committee Conferences	50,000	50,000	20,364	-29,636	-29,636
Total Parent Account	01300	50,000	50,000	20,364	-29,636	-29,636
04300	Special Expenditure					
04314	Furniture and Equipment	60,000	60,000	10,329	-49,671	-49,671
04317	Household and Domestic Equip	75,000	75,000	33,646	-41,354	-41,354
04321	Office Equipment (Special Expenditure)	50,000	50,000	32,431	-17,569	-17,569
04324	Plant,Light Mobile (Special Expenditure)	150,000	150,000	84,890	-65,110	-65,110
04327	Recording and Broadcasting Equip.(Special Expenditure)	10,000	0	0	-10,000	0
04333	Vehicles (Special Expenditure)	700,000	700,000	353,945	-346,055	-346,055
04349	Computer Replacement	50,000	50,000	47,312	-2,688	-2,688
Total Parent Account	04300	1,095,000	1,085,000	562,554	-532,446	-522,446
1509	High Commission Namibia (Windhoek)					
00110	Salaries and Allowances					
00111	Basic Salary	1,218,320	1,293,320	1,283,687	65,367	-9,633
00112	Allowances (Salaries and Wages)	1,644,150	1,564,150	1,397,818	-246,332	-166,332
00116	Education Allowances	534,070	307,070	296,251	-237,819	-10,819
00119	Local Appointments (Missions)	1,076,380	781,380	681,240	-395,140	-100,140
00140	Medical Expenses	761,280	916,543	910,843	149,563	-5,700

**STATEMENT OF RECURRENT EXPENDITURE FOR THE YEAR ENDED 31 MARCH , 2019
AS COMPARED WITH THE ESTIMATES**

(Figures in Pula)

MIN DEPT PARENT A/C CHILD A/C	DETAILS	APPROVED ESTIMATES	WARRANTED PROVISION	ACTUAL EXPENDITURE	EXPENDITURE OVER + OR UNDER - APPROVED ESTIMATES	EXPENDITURE OVER + OR UNDER - WARRANTED PROVISION
1500	Ministry of International Affairs and Cooperation					
1509	High Commission Namibia (Windhoek)					
00110	Salaries and Allowances (Missions)					
Total Parent Account	00110	5,234,200	4,862,463	4,569,839	-664,361	-292,624
00200	Travelling and Transport (Internal)					
00201	Transportation Costs (Internal Travel)	13,800	13,800	8,440	-5,360	-5,360
00202	Subsistence Costs (Internal Travel)	39,980	39,980	19,779	-20,201	-20,201
Total Parent Account	00200	53,780	53,780	28,219	-25,561	-25,561
00300	Travelling and Transport (External)					
00301	Transportation Costs (External Travel)	58,600	83,526	68,910	10,310	-14,615
00302	Subsistence Costs (External Travel)	111,400	112,974	87,173	-24,227	-25,802
00304	Petrol, Oil and Lubricants (External Travel)	91,400	91,400	91,184	-216	-216
Total Parent Account	00300	261,400	287,900	247,267	-14,133	-40,633
00400	General Expenses and Supplies					
00401	Advertising and Publicity	10,000	9,817	9,817	-183	0
00405	Domestic and Household Requisites	60,000	41,000	40,817	-19,183	-183
00407	Interest and Exchange (General Expenses)	25,940	25,940	17,011	-8,929	-8,929
00408	Insurance Costs (General Expenses)	133,000	133,000	125,755	-7,245	-7,245
00409	Incidental Expenses (General Expenses)	5,000	4,919	4,919	-81	0
00412	Legal Costs	6,900	0	0	-6,900	0
00414	Office Supplies (General Expenses and Supplies)	64,400	73,400	71,836	7,436	-1,564
00416	Property Rents and Rates	178,780	174,917	174,917	-3,863	0
00417	Postal Charges (General Expenses and Supplies)	242,000	312,000	280,798	38,798	-31,202
00419	Representation Allowances	50,000	54,500	54,477	4,477	-23
00422	Service Charges	1,650,800	2,513,283	2,306,099	655,299	-207,184
00431	Staff Transfers/Leave (General Expenses)	250,000	31,700	31,627	-218,373	-73
00435	Production and Promotional Products	65,000	17,000	16,549	-48,451	-451
Total Parent Account	00400	2,741,820	3,391,477	3,134,622	392,802	-256,854
00700	Maintenance and Running (Equipment)					
00706	Electrical Equipment	46,000	46,000	45,758	-242	-242
00712	Office Equipment (Maintenance and Running Equip.)	45,000	30,000	22,444	-22,556	-7,556
00716	Static Plant	15,000	0	0	-15,000	0
00719	Vehicles- Missions	28,900	28,900	20,844	-8,056	-8,056
Total Parent Account	00700	134,900	104,900	89,046	-45,854	-15,854
00800	Maintenance and Running Expenses (Other)					
00805	Furniture (Maint and Running Exp - Other)	5,000	5,000	4,283	-717	-717
00806	Grounds (Maint and Running Exp - Other)	40,000	130,000	126,988	86,988	-3,012

**STATEMENT OF RECURRENT EXPENDITURE FOR THE YEAR ENDED 31 MARCH , 2019
AS COMPARED WITH THE ESTIMATES**

(Figures in Pula)

MIN DEPT PARENT A/C CHILD A/C	DETAILS	APPROVED ESTIMATES	WARRANTED PROVISION	ACTUAL EXPENDITURE	EXPENDITURE OVER + OR UNDER - APPROVED ESTIMATES	EXPENDITURE OVER + OR UNDER - WARRANTED PROVISION
1500	Ministry of International Affairs and Cooperation					
1509	High Commission Namibia (Windhoek)					
00800	Maintenance and Running Expenses (Other)					
00807	Mission Buildings (Maint and Running Exp - Other)	407,120	407,120	260,489	-146,631	-146,631
00814	Minor Works (Maint and Running Exp - Other)	75,000	54,000	49,286	-25,714	-4,714
Total Parent Account	00800	527,120	596,120	441,047	-86,073	-155,073
01100	Government Hospitality					
01101	Official Receptions	60,000	60,000	58,927	-1,073	-1,073
Total Parent Account	01100	60,000	60,000	58,927	-1,073	-1,073
01300	Councils, Conferences and Exhibitions					
01422	Seminars and Workshops committee Conferences	18,400	700	0	-18,400	-700
Total Parent Account	01300	18,400	700	0	-18,400	-700
04300	Special Expenditure					
04313	Fire Fighting Equipment (Special Expenditure)	3,000	1,500	1,492	-1,508	-8
04314	Furniture and Equipment	7,000	7,000	5,861	-1,139	-1,139
04317	Household and Domestic Equip	81,730	96,730	76,406	-5,324	-20,324
04333	Vehicles (Special Expenditure)	1,328,130	1,097,910	1,097,910	-230,220	0
04349	Computer Replacement	9,000	0	0	-9,000	0
Total Parent Account	04300	1,428,860	1,203,140	1,181,669	-247,191	-21,471
1510	Embassy China (Beijing)					
00110	Salaries and Allowances					
00111	Basic Salary	1,410,150	1,659,350	1,659,300	249,150	-50
00112	Allowances (Salaries and Wages)	7,830,280	7,630,280	7,571,465	-258,815	-58,815
00116	Education Allowances	2,595,760	4,084,327	4,084,324	1,488,564	-3
00119	Local Appointments (Missions)	2,872,360	2,175,047	2,017,305	-855,055	-157,742
00140	Medical Expenses (Missions)	2,646,970	2,001,582	1,888,384	-758,586	-113,198
Total Parent Account	00110	17,355,520	17,550,586	17,220,779	-134,741	-329,807
00200	Travelling and Transport (Internal)					
00201	Transportation Costs (Internal Travel)	60,000	80,000	78,757	18,757	-1,243
00202	Subsistence Costs (Internal Travel)	50,400	110,400	98,913	48,513	-11,487
Total Parent Account	00200	110,400	190,400	177,670	67,270	-12,730
00300	Travelling and Transport (External)					
00301	Transportation Costs (External Travel)	940,000	584,100	201,180	-738,820	-382,920
00302	Subsistence Costs (External Travel)	352,400	352,400	222,850	-129,550	-129,550
00304	Petrol, Oil and Lubricants (External Travel)	60,000	60,000	59,078	-922	-922
Total Parent Account	00300	1,352,400	996,500	483,108	-869,292	-513,392

**STATEMENT OF RECURRENT EXPENDITURE FOR THE YEAR ENDED 31 MARCH , 2019
AS COMPARED WITH THE ESTIMATES**

(Figures in Pula)

MIN DEPT PARENT A/C CHILD A/C	DETAILS	APPROVED ESTIMATES	WARRANTED PROVISION	ACTUAL EXPENDITURE	EXPENDITURE OVER + OR UNDER - APPROVED ESTIMATES	EXPENDITURE OVER + OR UNDER - WARRANTED PROVISION
1500	Ministry of International Affairs and Cooperation					
1510	Embassy China (Beijing)					
00400	General Expenses and Supplies					
00401	Advertising and Publicity	20,000	20,000	5,463	-14,537	-14,537
00405	Domestic and Household Requisites	24,000	24,000	23,930	-70	-70
00408	Insurance Costs (General Expenses)	131,420	66,520	66,511	-64,909	-9
00409	Incidental Expenses (General Expenses)	40,000	40,000	38,026	-1,974	-1,974
00412	Legal Costs	8,000	8,000	0	-8,000	-8,000
00414	Office Supplies (General Expenses and Supplies)	50,000	70,000	68,211	18,211	-1,789
00416	Property Rents and Rates	6,249,320	5,268,154	5,268,153	-981,167	-1
00417	Postal Charges (General Expenses and Supplies)	320,000	460,000	458,569	138,569	-1,431
00419	Representation Allowances	50,000	50,000	40,888	-9,112	-9,112
00422	Service Charges	400,000	700,650	681,071	281,071	-19,579
00423	Uniforms and Protective Clothing	10,000	6,150	6,140	-3,860	-10
00431	Staff Transfers/Leave (General Expenses)	200,000	186,400	166,341	-33,659	-20,059
00435	Production and Promotional Products	85,000	85,000	66,710	-18,290	-18,290
Total Parent Account	00400	7,587,740	6,984,874	6,890,014	-697,726	-94,860
00700	Maintenance and Running (Equipment)					
00706	Electrical Equipment	10,000	10,000	4,166	-5,834	-5,834
00712	Office Equipment (Maintenance and Running Equip.)	110,000	110,000	89,637	-20,363	-20,363
00719	Vehicles- Missions	80,000	52,000	48,940	-31,060	-3,060
Total Parent Account	00700	200,000	172,000	142,743	-57,257	-29,257
00800	Maintenance and Running Expenses (Other)					
00805	Furniture (Maint and Running Exp - Other)	4,320	20	0	-4,320	-20
00806	Grounds (Maint and Running Exp - Other)	7,000	117,000	104,852	97,852	-12,148
00807	Mission Buildings (Maint and Running Exp - Other)	100,000	235,000	159,515	59,515	-75,485
00814	Minor Works (Maint and Running Exp - Other)	50,000	50,000	25,632	-24,368	-24,368
Total Parent Account	00800	161,320	402,020	289,999	128,679	-112,021
01100	Government Hospitality					
01101	Official Receptions	184,000	184,000	191,177	7,177	7,177
Total Parent Account	01100	184,000	184,000	191,177	7,177	7,177
01300	Councils, Conferences and Exhibitions					
01422	Seminars and Workshops committee Conferences	100,000	51,000	21,863	-78,137	-29,137
Total Parent Account	01300	100,000	51,000	21,863	-78,137	-29,137
01700	Grants Subventions and Other Payments					
01897	Relief for Destitutes	1,000	1,000	0	-1,000	-1,000
Total Parent Account	01700	1,000	1,000	0	-1,000	-1,000

**STATEMENT OF RECURRENT EXPENDITURE FOR THE YEAR ENDED 31 MARCH , 2019
AS COMPARED WITH THE ESTIMATES**

(Figures in Pula)

MIN DEPT PARENT A/C CHILD A/C	DETAILS	APPROVED ESTIMATES	WARRANTED PROVISION	ACTUAL EXPENDITURE	EXPENDITURE OVER + OR UNDER - APPROVED ESTIMATES	EXPENDITURE OVER + OR UNDER - WARRANTED PROVISION
1500	Ministry of International Affairs and Cooperation					
1510	Embassy China (Beijing)					
04300	Special Expenditure					
04314	Furniture and Equipment	40,000	40,000	31,975	-8,025	-8,025
04317	Household and Domestic Equip	70,000	43,000	42,952	-27,048	-48
04321	Office Equipment (Special Expenditure)	30,000	63,000	62,632	32,632	-368
04349	Computer Replacement	15,000	32,000	24,344	9,344	-7,656
	Total Parent Account 04300	155,000	178,000	161,903	6,903	-16,097
1511	Embassy Switzerland (Geneva)					
00110	Salaries and Allowances					
00111	Basic Salary	1,793,530	2,029,430	2,029,418	235,888	-12
00112	Allowances (Salaries and Wages)	8,700,200	9,775,860	9,713,443	1,013,243	-62,417
00116	Education Allowances	2,285,000	2,492,020	2,492,014	207,014	-6
00119	Local Appointments (Missions)	8,054,130	7,569,370	7,456,143	-597,987	-113,227
00140	Medical Expenses (Missions)	2,063,560	2,310,960	2,438,986	375,426	128,026
	Total Parent Account 00110	22,896,420	24,177,640	24,130,003	1,233,583	-47,637
00200	Travelling and Transport (Internal)					
00201	Transportation Costs (Internal Travel)	15,000	16,800	16,592	1,592	-208
00202	Subsistence Costs (Internal Travel)	25,000	85,440	83,497	58,497	-1,943
	Total Parent Account 00200	40,000	102,240	100,089	60,089	-2,151
00300	Travelling and Transport (External)					
00301	Transportation Costs (External Travel)	392,320	352,820	346,265	-46,055	-6,555
00302	Subsistence Costs (External Travel)	365,440	220,940	201,356	-164,084	-19,584
00304	Petrol, Oil and Lubricants (External Travel)	84,000	90,000	89,925	5,925	-75
	Total Parent Account 00300	841,760	663,760	637,546	-204,214	-26,214
00400	General Expenses and Supplies					
00401	Advertising and Publicity	10,000	10,000	8,275	-1,725	-1,725
00405	Domestic and Household Requisites	100,000	48,200	48,188	-51,812	-12
00408	Insurance Costs (General Expenses)	125,240	146,140	145,099	19,859	-1,041
00409	Incidental Expenses (General Expenses)	150,000	558,000	565,538	415,538	7,538
00412	Legal Costs	50,000	0	0	-50,000	0
00414	Office Supplies (General Expenses and Supplies)	300,000	282,800	282,703	-17,297	-97
00416	Property Rents and Rates	10,407,660	9,226,623	9,619,374	-788,286	392,751
00417	Postal Charges (General Expenses and Supplies)	500,000	503,400	465,434	-34,566	-37,966
00419	Representation Allowances	33,000	31,000	30,892	-2,108	-108
00422	Service Charges	700,000	853,390	941,247	241,247	87,857
00431	Staff Transfers/Leave (General Expenses)	558,000	172,340	177,898	-380,102	5,558
00435	Production and Promotional Products	55,000	38,000	37,886	-17,114	-114

**STATEMENT OF RECURRENT EXPENDITURE FOR THE YEAR ENDED 31 MARCH , 2019
AS COMPARED WITH THE ESTIMATES**

(Figures in Pula)

MIN DEPT PARENT A/C CHILD A/C	DETAILS	APPROVED ESTIMATES	WARRANTED PROVISION	ACTUAL EXPENDITURE	EXPENDITURE OVER + OR UNDER - APPROVED ESTIMATES	EXPENDITURE OVER + OR UNDER - WARRANTED PROVISION
1500	Ministry of International Affairs and Cooperation					
1511	Embassy Switzerland (Geneva)					
00400	General Expenses and Supplies					
Total Parent Account	00400	12,988,900	11,869,893	12,322,536	-666,364	452,643
00700	Maintenance and Running (Equipment)					
00706	Electrical Equipment	20,000	25,500	24,926	4,926	-574
00712	Office Equipment (Maintenance and Running Equip.)	100,000	107,360	107,056	7,056	-304
00719	Vehicles- Missions	80,000	130,000	106,572	26,572	-23,428
Total Parent Account	00700	200,000	262,860	238,554	38,554	-24,306
00800	Maintenance and Running Expenses (Other)					
00806	Grounds (Maint and Running Exp - Other)	332,370	149,170	154,858	-177,512	5,688
00814	Minor Works (Maint and Running Exp - Other)	100,000	226,050	226,040	126,040	-10
Total Parent Account	00800	432,370	375,220	380,898	-51,472	5,678
01100	Government Hospitality					
01101	Official Receptions	100,000	289,200	282,427	182,427	-6,773
Total Parent Account	01100	100,000	289,200	282,427	182,427	-6,773
01300	Councils, Conferences and Exhibitions					
01422	Seminars and Workshops committee Conferences	50,000	38,600	38,576	-11,424	-24
Total Parent Account	01300	50,000	38,600	38,576	-11,424	-24
04300	Special Expenditure					
04314	Furniture and Equipment	50,000	0	0	-50,000	0
04317	Household and Domestic Equip	100,000	150,000	149,615	49,615	-385
04349	Computer Replacement	0	90,037	89,711	89,711	-326
Total Parent Account	04300	150,000	240,037	239,326	89,326	-711
1512	High Commission South Africa (Pretoria)					
00110	Salaries and Allowances					
00111	Basic Salary	1,400,000	1,400,000	1,055,840	-344,160	-344,160
00112	Allowances (Salaries and Wages)	1,634,580	1,634,580	1,061,262	-573,318	-573,318
00116	Education Allowances	678,440	578,440	568,802	-109,638	-9,638
00119	Local Appointments (Missions)	1,300,000	1,423,500	1,423,500	123,500	0
00140	Medical Expenses (Missions)	1,000,000	1,276,000	1,275,867	275,867	-133
Total Parent Account	00110	6,013,020	6,312,520	5,385,272	-627,748	-927,248
00200	Travelling and Transport (Internal)					
00201	Transportation Costs (Internal Travel)	30,000	31,000	29,916	-84	-1,084
00202	Subsistence Costs (Internal Travel)	30,000	29,000	24,924	-5,076	-4,076
Total Parent Account	00200	60,000	60,000	54,841	-5,159	-5,159

**STATEMENT OF RECURRENT EXPENDITURE FOR THE YEAR ENDED 31 MARCH , 2019
AS COMPARED WITH THE ESTIMATES**

(Figures in Pula)

MIN DEPT PARENT A/C CHILD A/C	DETAILS	APPROVED ESTIMATES	WARRANTED PROVISION	ACTUAL EXPENDITURE	EXPENDITURE OVER + OR UNDER - APPROVED ESTIMATES	EXPENDITURE OVER + OR UNDER - WARRANTED PROVISION
1500	Ministry of International Affairs and Cooperation					
1512	High Commission South Africa (Pretoria)					
00300	Travelling and Transport (External)					
00301	Transportation Costs (External Travel)	150,000	150,000	134,154	-15,846	-15,846
00302	Subsistence Costs (External Travel)	300,000	300,000	257,673	-42,327	-42,327
00304	Petrol, Oil and Lubricants (External Travel)	300,000	360,000	330,749	30,749	-29,251
Total Parent Account	00300	750,000	810,000	722,576	-27,424	-87,424
00400	General Expenses and Supplies					
00401	Advertising and Publicity	30,000	30,000	15,169	-14,831	-14,831
00405	Domestic and Household Requisites	80,000	80,000	79,025	-975	-975
00408	Insurance Costs (General Expenses)	250,000	250,000	250,000	0	0
00409	Incidental Expenses (General Expenses)	100,000	100,000	95,931	-4,069	-4,069
00412	Legal Costs	60,000	15,000	10,667	-49,333	-4,333
00414	Office Supplies (General Expenses and Supplies)	200,000	220,000	212,893	12,893	-7,107
00416	Property Rents and Rates	1,200,000	1,056,000	1,000,827	-199,173	-55,173
00417	Postal Charges (General Expenses and Supplies)	800,000	858,900	772,310	-27,690	-86,590
00419	Representation Allowances	100,000	100,000	94,760	-5,240	-5,240
00422	Service Charges	1,800,000	1,780,000	1,771,079	-28,921	-8,921
00423	Uniforms and Protective Clothing	34,390	25,490	25,415	-8,975	-75
00431	Staff Transfers/Leave (General Expenses)	50,000	130,000	125,507	75,507	-4,493
00435	Production and Promotional Products	35,000	0	0	-35,000	0
Total Parent Account	00400	4,739,390	4,645,390	4,453,583	-285,807	-191,807
00700	Maintenance and Running (Equipment)					
00706	Electrical Equipment	60,000	60,000	53,248	-6,752	-6,752
00712	Office Equipment (Maintenance and Running Equip.)	10,000	0	0	-10,000	0
00719	Vehicles- Missions	200,000	200,000	175,260	-24,740	-24,740
Total Parent Account	00700	270,000	260,000	228,508	-41,492	-31,492
00800	Maintenance and Running Expenses (Other)					
00805	Furniture (Maint and Running Exp - Other)	15,000	0	0	-15,000	0
00806	Grounds (Maint and Running Exp - Other)	180,000	165,000	159,051	-20,949	-5,949
00807	Mission Buildings (Maint and Running Exp - Other)	200,000	75,000	72,984	-127,016	-2,016
00814	Minor Works (Maint and Running Exp - Other)	10,000	10,000	7,026	-2,974	-2,974
Total Parent Account	00800	405,000	250,000	239,061	-165,939	-10,939
01100	Government Hospitality					
01101	Official Receptions	200,000	200,000	199,987	-13	-13
Total Parent Account	01100	200,000	200,000	199,987	-13	-13

**STATEMENT OF RECURRENT EXPENDITURE FOR THE YEAR ENDED 31 MARCH , 2019
AS COMPARED WITH THE ESTIMATES**

(Figures in Pula)

MIN DEPT PARENT A/C CHILD A/C	DETAILS	APPROVED ESTIMATES	WARRANTED PROVISION	ACTUAL EXPENDITURE	EXPENDITURE OVER + OR UNDER - APPROVED ESTIMATES	EXPENDITURE OVER + OR UNDER - WARRANTED PROVISION
1500	Ministry of International Affairs and Cooperation					
1512	High Commission South Africa (Pretoria)					
01300	Councils, Conferences and Exhibitions					
01422	Seminars and Workshops committee Conferences	50,000	0	0	-50,000	0
Total Parent Account	01300	50,000	0	0	-50,000	0
04300	Special Expenditure					
04314	Furniture and Equipment	80,000	73,000	72,351	-7,649	-649
04317	Household and Domestic Equip	80,000	66,000	63,036	-16,964	-2,964
04321	Office Equipment (Special Expenditure)	20,000	15,500	15,498	-4,502	-2
04349	Computer Replacement	41,560	16,560	16,188	-25,373	-373
Total Parent Account	04300	221,560	171,060	167,073	-54,487	-3,987
1513	Consulate General Johannesburg					
00110	Salaries and Allowances					
00111	Basic Salary	826,360	826,360	903,837	77,477	77,477
00112	Allowances (Salaries and Wages)	845,710	845,710	846,227	517	517
00116	Education Allowances	47,770	167,770	80,360	32,590	-87,410
00119	Local Appointments (Missions)	1,356,380	1,606,380	1,571,396	215,016	-34,984
00140	Medical Expenses (Missions)	900,000	1,250,000	1,114,801	214,801	-135,199
Total Parent Account	00110	3,976,220	4,696,220	4,516,620	540,400	-179,600
00200	Travelling and Transport (Internal)					
00201	Transportation Costs (Internal Travel)	19,230	36,230	32,177	12,947	-4,053
00202	Subsistence Costs (Internal Travel)	22,630	46,630	32,909	10,279	-13,721
Total Parent Account	00200	41,860	82,860	65,086	23,226	-17,774
00300	Travelling and Transport (External)					
00301	Transportation Costs (External Travel)	26,500	9,500	9,490	-17,010	-10
00302	Subsistence Costs (External Travel)	46,000	22,000	20,445	-25,555	-1,555
00304	Petrol, Oil and Lubricants (External Travel)	150,000	126,860	105,055	-44,945	-21,805
Total Parent Account	00300	222,500	158,360	134,991	-87,509	-23,369
00400	General Expenses and Supplies					
00401	Advertising and Publicity	20,000	20,000	19,999	-1	-1
00405	Domestic and Household Requisites	50,000	50,000	49,417	-583	-583
00408	Insurance Costs (General Expenses)	239,200	174,450	174,363	-64,837	-87
00409	Incidental Expenses (General Expenses)	30,000	30,000	29,730	-270	-270
00412	Legal Costs	21,040	5,000	0	-21,040	-5,000
00414	Office Supplies (General Expenses and Supplies)	40,000	2,880	2,880	-37,120	0
00416	Property Rents and Rates	2,177,115	3,277,115	3,027,466	850,351	-249,649
00417	Postal Charges (General Expenses and Supplies)	260,000	507,310	377,565	117,565	-129,745
00419	Representation Allowances	48,400	48,400	45,933	-2,467	-2,467

**STATEMENT OF RECURRENT EXPENDITURE FOR THE YEAR ENDED 31 MARCH , 2019
AS COMPARED WITH THE ESTIMATES**

(Figures in Pula)

MIN DEPT PARENT A/C CHILD A/C	DETAILS	APPROVED ESTIMATES	WARRANTED PROVISION	ACTUAL EXPENDITURE	EXPENDITURE OVER + OR UNDER - APPROVED ESTIMATES	EXPENDITURE OVER + OR UNDER - WARRANTED PROVISION
1500	Ministry of International Affairs and Cooperation					
1513	Consulate General Johannesburg					
00400	General Expenses and Supplies					
00422	Service Charges	856,610	1,333,050	1,320,042	463,432	-13,008
00423	Uniforms and Protective Clothing	3,940	3,940	0	-3,940	-3,940
00431	Staff Transfers/Leave (General Expenses)	110,000	68,300	68,192	-41,808	-108
00435	Production and Promotional Products	80,000	260	251	-79,749	-9
Total Parent Account	00400	3,936,305	5,520,705	5,115,838	1,179,533	-404,867
00700	Maintenance and Running (Equipment)					
00706	Electrical Equipment	4,600	3,740	3,733	-867	-7
00712	Office Equipment (Maintenance and Running Equip.)	111,550	244,690	238,259	126,709	-6,431
00719	Vehicles- Missions	128,800	118,800	114,084	-14,716	-4,716
Total Parent Account	00700	244,950	367,230	356,076	111,126	-11,154
00800	Maintenance and Running Expenses (Other)					
00805	Furniture (Maint and Running Exp - Other)	4,030	13,080	13,078	9,048	-2
00806	Grounds (Maint and Running Exp - Other)	226,635	319,195	303,221	76,586	-15,974
00807	Mission Buildings (Maint and Running Exp - Other)	100,000	255,000	254,989	154,989	-11
Total Parent Account	00800	330,665	587,275	571,289	240,624	-15,986
01100	Government Hospitality					
01101	Official Receptions	50,000	46,560	46,556	-3,444	-4
Total Parent Account	01100	50,000	46,560	46,556	-3,444	-4
01300	Councils, Conferences and Exhibitions					
01422	Seminars and Workshops committee Conferences	45,000	2,750	2,747	-42,253	-3
Total Parent Account	01300	45,000	2,750	2,747	-42,253	-3
01700	Grants Subventions and Other Payments					
01897	Relief for Destitutes	1,000	450	441	-559	-9
Total Parent Account	01700	1,000	450	441	-559	-9
04300	Special Expenditure					
04314	Furniture and Equipment	40,000	40,000	39,999	-1	-1
04317	Household and Domestic Equip	72,680	63,770	63,769	-8,911	-1
04321	Office Equipment (Special Expenditure)	6,000	6,000	0	-6,000	-6,000
Total Parent Account	04300	118,680	109,770	103,769	-14,911	-6,001
1515	Embassy Japan (Tokyo)					
00110	Salaries and Allowances					
00111	Basic Salary	1,239,220	1,255,220	1,255,080	15,860	-140
00112	Allowances (Salaries and Wages)	3,359,280	6,294,280	6,286,382	2,927,102	-7,898
00116	Education Allowances	925,040	424,040	422,862	-502,178	-1,178
00119	Local Appointments (Missions)	4,850,000	4,585,000	4,801,505	-48,495	216,505

**STATEMENT OF RECURRENT EXPENDITURE FOR THE YEAR ENDED 31 MARCH , 2019
AS COMPARED WITH THE ESTIMATES**

(Figures in Pula)

MIN DEPT PARENT A/C CHILD A/C	DETAILS	APPROVED ESTIMATES	WARRANTED PROVISION	ACTUAL EXPENDITURE	EXPENDITURE OVER + OR UNDER - APPROVED ESTIMATES	EXPENDITURE OVER + OR UNDER - WARRANTED PROVISION
1500	Ministry of International Affairs and Cooperation					
1515	Embassy Japan (Tokyo)					
00110	Salaries and Allowances					
00140	Medical Expenses (Missions)	951,120	1,121,120	1,096,242	145,122	-24,878
Total Parent Account	00110	11,324,660	13,679,660	13,862,071	2,537,411	182,411
00200	Travelling and Transport (Internal)					
00201	Transportation Costs (Internal Travel)	89,350	99,350	96,240	6,890	-3,110
00202	Subsistence Costs (Internal Travel)	111,910	86,910	56,797	-55,113	-30,113
Total Parent Account	00200	201,260	186,260	153,037	-48,223	-33,223
00300	Travelling and Transport (External)					
00301	Transportation Costs (External Travel)	751,570	246,570	237,602	-513,968	-8,968
00302	Subsistence Costs (External Travel)	309,000	133,000	124,704	-184,296	-8,296
00304	Petrol, Oil and Lubricants (External Travel)	76,000	56,000	49,436	-26,564	-6,564
Total Parent Account	00300	1,136,570	435,570	411,742	-724,828	-23,828
00400	General Expenses and Supplies					
00401	Advertising and Publicity	301,170	151,170	150,222	-150,948	-948
00405	Domestic and Household Requisites	60,000	35,000	31,365	-28,635	-3,635
00408	Insurance Costs (General Expenses)	140,000	77,000	76,855	-63,146	-146
00409	Incidental Expenses (General Expenses)	40,000	30,000	27,242	-12,758	-2,758
00412	Legal Costs	40,000	2,000	0	-40,000	-2,000
00414	Office Supplies (General Expenses and Supplies)	150,000	105,000	104,370	-45,630	-630
00416	Property Rents and Rates	7,881,850	7,286,850	7,285,581	-596,269	-1,269
00417	Postal Charges (General Expenses and Supplies)	500,000	364,000	360,325	-139,675	-3,675
00419	Representation Allowances	88,000	108,000	92,887	4,887	-15,113
00422	Service Charges	620,000	686,000	683,409	63,409	-2,591
00423	Uniforms and Protective Clothing	14,220	6,220	1,775	-12,445	-4,445
00431	Staff Transfers/Leave (General Expenses)	650,000	433,000	421,235	-228,765	-11,765
00435	Production and Promotional Products	60,000	45,000	43,958	-16,042	-1,042
Total Parent Account	00400	10,545,240	9,329,240	9,279,224	-1,266,016	-50,016
00700	Maintenance and Running (Equipment)					
00706	Electrical Equipment	10,000	5,000	1,996	-8,005	-3,005
00712	Office Equipment (Maintenance and Running Equip.)	35,000	5,000	1,778	-33,222	-3,222
00719	Vehicles- Missions	121,440	26,440	24,492	-96,948	-1,948
Total Parent Account	00700	166,440	36,440	28,266	-138,174	-8,174
00800	Maintenance and Running Expenses (Other)					
00805	Furniture (Maint and Running Exp - Other)	95,000	89,000	81,916	-13,084	-7,084
00806	Grounds (Maint and Running Exp - Other)	30,000	26,000	22,593	-7,407	-3,407
00814	Minor Works (Maint and	30,000	40,000	38,791	8,791	-1,209

**STATEMENT OF RECURRENT EXPENDITURE FOR THE YEAR ENDED 31 MARCH , 2019
AS COMPARED WITH THE ESTIMATES**

(Figures in Pula)

MIN DEPT PARENT A/C CHILD A/C	DETAILS	APPROVED ESTIMATES	WARRANTED PROVISION	ACTUAL EXPENDITURE	EXPENDITURE OVER + OR UNDER - APPROVED ESTIMATES	EXPENDITURE OVER + OR UNDER - WARRANTED PROVISION
1500	Ministry of International Affairs and Cooperation					
1515	Embassy Japan (Tokyo)					
00800	Maintenance and Running Expenses (Other) Running Exp - Other)					
Total Parent Account	00800	155,000	155,000	143,301	-11,699	-11,699
01100	Government Hospitality					
01101	Official Receptions	138,800	34,800	34,617	-104,183	-183
Total Parent Account	01100	138,800	34,800	34,617	-104,183	-183
01300	Councils, Conferences and Exhibitions					
01422	Seminars and Workshops committee Conferences	20,510	8,510	7,604	-12,906	-906
01437	Trade Fair (International)	210,920	136,920	136,399	-74,521	-521
Total Parent Account	01300	231,430	145,430	144,002	-87,428	-1,428
04300	Special Expenditure					
04314	Furniture and Equipment	20,000	10,000	7,642	-12,358	-2,358
04317	Household and Domestic Equip	140,000	40,000	36,069	-103,931	-3,931
04321	Office Equipment (Special Expenditure)	10,000	1,000	0	-10,000	-1,000
04327	Recording and Broadcasting Equip.(Special Expenditure)	10,000	0	0	-10,000	0
04349	Computer Replacement	30,000	95,000	85,868	55,868	-9,132
Total Parent Account	04300	210,000	146,000	129,579	-80,421	-16,421
1516	Embassy Ethiopia (Addis Ababa)					
00110	Salaries and Allowances					
00111	Basic Salary	1,753,650	1,603,650	1,440,088	-313,562	-163,562
00112	Allowances (Salaries and Wages)	2,215,060	1,967,260	1,883,978	-331,082	-83,282
00116	Education Allowances	1,318,720	918,520	1,063,410	-255,310	144,890
00119	Local Appointments (Missions)	528,460	528,460	496,247	-32,213	-32,213
00140	Medical Expenses (Missions)	123,970	123,970	56,677	-67,293	-67,293
Total Parent Account	00110	5,939,860	5,141,860	4,940,400	-999,460	-201,460
00200	Travelling and Transport (Internal)					
00201	Transportation Costs (Internal Travel)	0	98,000	0	0	-98,000
00202	Subsistence Costs (Internal Travel)	0	269,000	0	0	-269,000
Total Parent Account	00200	0	367,000	0	0	-367,000
00300	Travelling and Transport (External)					
00301	Transportation Costs (External Travel)	566,590	468,590	269,080	-297,510	-199,510
00302	Subsistence Costs (External Travel)	931,070	612,070	291,131	-639,939	-320,939
00304	Petrol, Oil and Lubricants (External Travel)	354,250	279,250	253,831	-100,420	-25,420
Total Parent Account	00300	1,851,910	1,359,910	814,041	-1,037,869	-545,869

**STATEMENT OF RECURRENT EXPENDITURE FOR THE YEAR ENDED 31 MARCH , 2019
AS COMPARED WITH THE ESTIMATES**

(Figures in Pula)

MIN DEPT PARENT A/C CHILD A/C	DETAILS	APPROVED ESTIMATES	WARRANTED PROVISION	ACTUAL EXPENDITURE	EXPENDITURE OVER + OR UNDER - APPROVED ESTIMATES	EXPENDITURE OVER + OR UNDER - WARRANTED PROVISION
1500	Ministry of International Affairs and Cooperation					
1516	Embassy Ethopia (Addis Ababa)					
00400	General Expenses and Supplies					
00401	Advertising and Publicity	40,500	500	298	-40,202	-202
00405	Domestic and Household Requisites	100,000	150,000	141,099	41,099	-8,901
00408	Insurance Costs (General Expenses)	45,000	45,000	2,824	-42,176	-42,176
00409	Incidental Expenses (General Expenses)	30,000	30,000	16,844	-13,156	-13,156
00412	Legal Costs	15,000	15,000	0	-15,000	-15,000
00414	Office Supplies (General Expenses and Supplies)	150,000	150,000	108,107	-41,893	-41,893
00416	Property Rents and Rates	3,772,000	4,470,000	4,469,977	697,977	-23
00417	Postal Charges (General Expenses and Supplies)	697,640	497,640	484,123	-213,517	-13,517
00419	Representation Allowances	78,200	118,200	105,760	27,560	-12,440
00422	Service Charges	600,000	550,000	463,953	-136,047	-86,047
00423	Uniforms and Protective Clothing	12,880	12,880	6,150	-6,730	-6,730
00431	Staff Transfers/Leave (General Expenses)	157,540	372,540	366,316	208,776	-6,224
00435	Production and Promotional Products	30,000	10,000	0	-30,000	-10,000
Total Parent Account	00400	5,728,760	6,421,760	6,165,449	436,689	-256,311
00700	Maintenance and Running (Equipment)					
00706	Electrical Equipment	90,000	90,000	66,306	-23,694	-23,694
00712	Office Equipment (Maintenance and Running Equip.)	41,200	41,200	16,138	-25,062	-25,062
00719	Vehicles- Missions	80,000	155,000	167,063	87,063	12,063
Total Parent Account	00700	211,200	286,200	249,507	38,307	-36,693
00800	Maintenance and Running Expenses (Other)					
00805	Furniture (Maint and Running Exp - Other)	4,000	4,000	69	-3,931	-3,931
00806	Grounds (Maint and Running Exp - Other)	1,500	1,500	1,071	-430	-430
00814	Minor Works (Maint and Running Exp - Other)	35,000	35,000	28,337	-6,663	-6,663
Total Parent Account	00800	40,500	40,500	29,477	-11,023	-11,023
01100	Government Hospitality					
01101	Official Receptions	150,000	130,000	144,665	-5,335	14,665
Total Parent Account	01100	150,000	130,000	144,665	-5,335	14,665
01300	Councils, Conferences and Exhibitions					
01422	Seminars and Workshops committee Conferences	50,000	50,000	23,991	-26,009	-26,009
Total Parent Account	01300	50,000	50,000	23,991	-26,009	-26,009
04300	Special Expenditure					
04314	Furniture and Equipment	20,240	20,240	15,960	-4,280	-4,280
04317	Household and Domestic Equip	43,670	178,670	177,408	133,738	-1,262
04321	Office Equipment (Special Expenditure)	1,000	1,000	242	-758	-758
04349	Computer Replacement	140,000	80,000	53,172	-86,828	-26,828

**STATEMENT OF RECURRENT EXPENDITURE FOR THE YEAR ENDED 31 MARCH , 2019
AS COMPARED WITH THE ESTIMATES**

(Figures in Pula)

MIN DEPT PARENT A/C CHILD A/C	DETAILS	APPROVED ESTIMATES	WARRANTED PROVISION	ACTUAL EXPENDITURE	EXPENDITURE OVER + OR UNDER - APPROVED ESTIMATES	EXPENDITURE OVER + OR UNDER - WARRANTED PROVISION
1500	Ministry of International Affairs and Cooperation					
1516	Embassy Ethiopia (Addis Ababa)					
04300	Special Expenditure					
Total Parent Account	04300	204,910	279,910	246,783	41,873	-33,127
1517	High Commission Kenya (Nairobi)					
00110	Salaries and Allowances					
00111	Basic Salary	1,585,000	1,585,000	1,267,884	-317,116	-317,116
00112	Allowances (Salaries and Wages)	2,106,000	1,956,000	1,819,952	-286,048	-136,048
00116	Education Allowances	2,371,250	1,311,250	1,191,827	-1,179,423	-119,423
00119	Local Appointments (Missions)	527,200	562,200	535,828	8,628	-26,372
00139	Overtime Allowances	0	90,000	81,432	81,432	-8,568
00140	Medical Expenses (Missions)	402,000	2,055,900	2,041,277	1,639,277	-14,623
Total Parent Account	00110	6,991,450	7,560,350	6,938,200	-53,250	-622,150
00200	Travelling and Transport (Internal)					
00201	Transportation Costs (Internal Travel)	40,860	55,860	49,889	9,029	-5,971
00202	Subsistence Costs (Internal Travel)	40,000	40,000	17,528	-22,472	-22,472
Total Parent Account	00200	80,860	95,860	67,417	-13,443	-28,443
00300	Travelling and Transport (External)					
00301	Transportation Costs (External Travel)	300,000	150,000	92,960	-207,040	-57,040
00302	Subsistence Costs (External Travel)	350,000	200,000	77,976	-272,024	-122,024
00304	Petrol, Oil and Lubricants (External Travel)	100,000	370,000	368,222	268,222	-1,778
Total Parent Account	00300	750,000	720,000	539,157	-210,843	-180,843
00400	General Expenses and Supplies					
00401	Advertising and Publicity	20,000	30,000	24,313	4,313	-5,687
00405	Domestic and Household Requisites	15,000	30,000	26,638	11,638	-3,362
00408	Insurance Costs (General Expenses)	130,000	130,000	119,564	-10,436	-10,436
00409	Incidental Expenses (General Expenses)	85,650	120,650	84,771	-879	-35,879
00412	Legal Costs	22,200	22,200	21,218	-983	-983
00414	Office Supplies (General Expenses and Supplies)	110,000	110,000	109,987	-13	-13
00416	Property Rents and Rates	4,752,530	3,652,530	3,589,515	-1,163,015	-63,015
00417	Postal Charges (General Expenses and Supplies)	155,000	220,000	190,171	35,171	-29,829
00419	Representation Allowances	29,000	39,000	31,402	2,402	-7,598
00422	Service Charges	1,175,000	1,175,000	1,152,112	-22,888	-22,888
00423	Uniforms and Protective Clothing	10,000	10,000	6,741	-3,259	-3,259
00431	Staff Transfers/Leave (General Expenses)	329,000	434,000	430,329	101,329	-3,671
00435	Production and Promotional Products	30,000	30,000	0	-30,000	-30,000
Total Parent Account	00400	6,863,380	6,003,380	5,786,760	-1,076,620	-216,620

**STATEMENT OF RECURRENT EXPENDITURE FOR THE YEAR ENDED 31 MARCH , 2019
AS COMPARED WITH THE ESTIMATES**

(Figures in Pula)

MIN DEPT PARENT A/C CHILD A/C	DETAILS	APPROVED ESTIMATES	WARRANTED PROVISION	ACTUAL EXPENDITURE	EXPENDITURE OVER + OR UNDER - APPROVED ESTIMATES	EXPENDITURE OVER + OR UNDER - WARRANTED PROVISION
1500	Ministry of International Affairs and Cooperation					
1517	High Commission Kenya (Nairobi)					
00500	Departmental Services					
00541	Stores	2,300	2,300	2,151	-149	-149
Total Parent Account	00500	2,300	2,300	2,151	-149	-149
00700	Maintenance and Running (Equipment)					
00706	Electrical Equipment	38,000	38,000	34,564	-3,436	-3,436
00712	Office Equipment (Maintenance and Running Equip.)	33,940	33,940	29,058	-4,882	-4,882
00713	Radio and Transmitter Equipment	290,000	290,000	273,463	-16,537	-16,537
00719	Vehicles- Missions	75,000	85,000	56,057	-18,943	-28,943
Total Parent Account	00700	436,940	446,940	393,141	-43,799	-53,799
00800	Maintenance and Running Expenses (Other)					
00805	Furniture (Maint and Running Exp - Other)	7,000	7,000	0	-7,000	-7,000
00806	Grounds (Maint and Running Exp - Other)	166,000	186,000	171,055	5,055	-14,945
00807	Mission Buildings (Maint and Running Exp - Other)	200,000	100,000	77,412	-122,588	-22,588
Total Parent Account	00800	373,000	293,000	248,467	-124,533	-44,533
01100	Government Hospitality					
01101	Official Receptions	81,000	81,000	78,017	-2,983	-2,983
Total Parent Account	01100	81,000	81,000	78,017	-2,983	-2,983
01300	Councils, Conferences and Exhibitions					
01422	Seminars and Workshops committee Conferences	11,240	11,240	6,285	-4,955	-4,955
01437	Trade Fair (International)	12,000	12,000	5,187	-6,814	-6,814
Total Parent Account	01300	23,240	23,240	11,472	-11,768	-11,768
04300	Special Expenditure					
04314	Furniture and Equipment	24,000	24,000	14,758	-9,242	-9,242
04317	Household and Domestic Equip	36,200	666,200	660,464	624,264	-5,736
04321	Office Equipment (Special Expenditure)	91,160	21,160	311	-90,849	-20,849
Total Parent Account	04300	151,360	711,360	675,532	524,172	-35,828
1518	High Commision Australia (Canberra)					
00110	Salaries and Allowances					
00111	Basic Salary	1,465,000	1,605,000	1,532,367	67,367	-72,633
00112	Allowances (Salaries and Wages)	5,660,000	4,820,000	4,669,982	-990,018	-150,018
00116	Education Allowances	1,019,400	480,430	480,144	-539,256	-286
00119	Local Appointments (Missions)	5,400,000	5,059,400	5,057,640	-342,360	-1,760
00140	Medical Expenses (Missions)	916,240	816,240	774,093	-142,147	-42,147
Total Parent Account	00110	14,460,640	12,781,070	12,514,226	-1,946,414	-266,844

**STATEMENT OF RECURRENT EXPENDITURE FOR THE YEAR ENDED 31 MARCH , 2019
AS COMPARED WITH THE ESTIMATES**

(Figures in Pula)

MIN DEPT PARENT A/C CHILD A/C	DETAILS	APPROVED ESTIMATES	WARRANTED PROVISION	ACTUAL EXPENDITURE	EXPENDITURE OVER + OR UNDER - APPROVED ESTIMATES	EXPENDITURE OVER + OR UNDER - WARRANTED PROVISION
1500	Ministry of International Affairs and Cooperation					
1518	High Commision Australia (Canberra)					
00200	Travelling and Transport (Internal)					
00201	Transportation Costs (Internal Travel)	248,400	51,478	51,478	-196,922	0
00202	Subsistence Costs (Internal Travel)	239,870	37,367	37,367	-202,503	0
Total Parent Account	00200	488,270	88,845	88,844	-399,426	-1
00300	Travelling and Transport (External)					
00301	Transportation Costs (External Travel)	331,830	168,120	168,120	-163,710	0
00302	Subsistence Costs (External Travel)	297,600	97,280	97,278	-200,322	-2
00304	Petrol, Oil and Lubricants (External Travel)	46,000	35,000	34,686	-11,314	-314
Total Parent Account	00300	675,430	300,400	300,083	-375,347	-317
00400	General Expenses and Supplies					
00405	Domestic and Household Requisites	64,000	64,000	63,458	-542	-542
00408	Insurance Costs (General Expenses)	160,000	186,849	186,823	26,823	-25
00409	Incidental Expenses (General Expenses)	22,760	7,110	7,110	-15,650	0
00414	Office Supplies (General Expenses and Supplies)	75,000	105,000	104,689	29,689	-311
00416	Property Rents and Rates	2,621,170	2,292,370	2,292,361	-328,809	-9
00417	Postal Charges (General Expenses and Supplies)	630,000	650,003	605,384	-24,616	-44,619
00419	Representation Allowances	25,000	2,736	2,736	-22,264	0
00422	Service Charges	1,000,000	1,350,022	1,349,868	349,868	-154
00423	Uniforms and Protective Clothing	7,500	7,500	7,159	-341	-341
00431	Staff Transfers/Leave (General Expenses)	120,000	918,800	918,768	798,768	-32
00435	Production and Promotional Products	100,000	140,000	123,066	23,066	-16,934
Total Parent Account	00400	4,825,430	5,724,390	5,661,422	835,992	-62,968
00700	Maintenance and Running (Equipment)					
00706	Electrical Equipment	18,400	19,500	17,798	-602	-1,702
00712	Office Equipment (Maintenance and Running Equip.)	100,000	104,000	103,755	3,755	-245
00713	Radio and Transmitter Equipment	23,800	27,000	26,986	3,186	-14
00719	Vehicles- Missions	50,000	50,000	48,919	-1,081	-1,081
Total Parent Account	00700	192,200	200,500	197,458	5,258	-3,042
00800	Maintenance and Running Expenses (Other)					
00805	Furniture (Maint and Running Exp - Other)	30,000	261,530	259,915	229,915	-1,615
00807	Mission Buildings (Maint and Running Exp - Other)	128,600	452,070	452,028	323,428	-42
Total Parent Account	00800	158,600	713,600	711,942	553,342	-1,658
01100	Government Hospitality					
01101	Official Receptions	60,000	93,464	93,461	33,461	-3
Total Parent Account	01100	60,000	93,464	93,461	33,461	-3

**STATEMENT OF RECURRENT EXPENDITURE FOR THE YEAR ENDED 31 MARCH , 2019
AS COMPARED WITH THE ESTIMATES**

(Figures in Pula)

MIN DEPT PARENT A/C CHILD A/C	DETAILS	APPROVED ESTIMATES	WARRANTED PROVISION	ACTUAL EXPENDITURE	EXPENDITURE OVER + OR UNDER - APPROVED ESTIMATES	EXPENDITURE OVER + OR UNDER - WARRANTED PROVISION
1500	Ministry of International Affairs and Cooperation					
1518	High Commision Australia (Canberra)					
01300	Councils, Conferences and Exhibitions					
01422	Seminars and Workshops committee Conferences	40,000	55,000	54,757	14,757	-243
Total Parent Account	01300	40,000	55,000	54,757	14,757	-243
04300	Special Expenditure					
04333	Vehicles (Special Expenditure)	450,890	402,342	402,342	-48,549	0
04349	Computer Replacement	30,000	30,000	29,437	-563	-563
Total Parent Account	04300	480,890	432,342	431,778	-49,112	-563
1519	High Commission India (New Delhi)					
00110	Salaries and Allowances					
00111	Basic Salary	1,536,890	1,428,890	1,428,860	-108,030	-30
00112	Allowances (Salaries and Wages)	3,260,480	5,011,480	4,940,290	1,679,810	-71,190
00116	Education Allowances	1,047,430	727,430	724,521	-322,909	-2,909
00119	Local Appointments (Missions)	695,730	695,730	694,781	-949	-949
00140	Medical Expenses (Missions)	300,000	300,000	277,184	-22,816	-22,816
Total Parent Account	00110	6,840,530	8,163,530	8,065,637	1,225,107	-97,893
00200	Travelling and Transport (Internal)					
00201	Transportation Costs (Internal Travel)	73,600	67,500	67,459	-6,141	-41
00202	Subsistence Costs (Internal Travel)	184,000	6,690	33,848	-150,153	27,158
Total Parent Account	00200	257,600	74,190	101,306	-156,294	27,116
00300	Travelling and Transport (External)					
00301	Transportation Costs (External Travel)	107,000	208,000	207,926	100,926	-74
00302	Subsistence Costs (External Travel)	282,000	163,000	147,445	-134,555	-15,555
00304	Petrol, Oil and Lubricants (External Travel)	268,000	268,000	267,465	-535	-535
Total Parent Account	00300	657,000	639,000	622,837	-34,163	-16,163
00400	General Expenses and Supplies					
00401	Advertising and Publicity	20,000	10	0	-20,000	-10
00405	Domestic and Household Requisites	55,000	65,000	58,544	3,544	-6,456
00408	Insurance Costs (General Expenses)	46,000	46,000	30,369	-15,631	-15,631
00409	Incidental Expenses (General Expenses)	40,600	162,790	124,134	83,534	-38,656
00412	Legal Costs	9,200	10	0	-9,200	-10
00414	Office Supplies (General Expenses and Supplies)	60,000	51,570	48,174	-11,826	-3,396
00416	Property Rents and Rates	7,334,830	6,762,830	6,761,695	-573,135	-1,135
00417	Postal Charges (General Expenses and Supplies)	289,330	254,330	231,213	-58,117	-23,117
00419	Representation Allowances	36,800	11,800	9,318	-27,482	-2,482
00422	Service Charges	1,081,600	1,305,770	1,298,203	216,603	-7,567
00423	Uniforms and Protective Clothing	15,040	6,750	6,743	-8,297	-7

**STATEMENT OF RECURRENT EXPENDITURE FOR THE YEAR ENDED 31 MARCH , 2019
AS COMPARED WITH THE ESTIMATES**

(Figures in Pula)

MIN DEPT PARENT A/C CHILD A/C	DETAILS	APPROVED ESTIMATES	WARRANTED PROVISION	ACTUAL EXPENDITURE	EXPENDITURE OVER + OR UNDER - APPROVED ESTIMATES	EXPENDITURE OVER + OR UNDER - WARRANTED PROVISION
1500	Ministry of International Affairs and Cooperation					
1519	High Commission India (New Delhi)					
00400	General Expenses and Supplies					
00431	Staff Transfers/Leave (General Expenses)	187,740	445,670	429,198	241,458	-16,472
00435	Production and Promotional Products	40,000	10,000	8,339	-31,661	-1,661
Total Parent Account	00400	9,216,140	9,122,530	9,005,929	-210,211	-116,601
00700	Maintenance and Running (Equipment)					
00706	Electrical Equipment	42,800	72,800	45,389	2,589	-27,411
00712	Office Equipment (Maintenance and Running Equip.)	148,400	158,400	151,873	3,473	-6,527
00719	Vehicles- Missions	81,400	81,400	67,519	-13,881	-13,881
Total Parent Account	00700	272,600	312,600	264,781	-7,819	-47,819
00800	Maintenance and Running Expenses (Other)					
00805	Furniture (Maint and Running Exp - Other)	22,000	22,000	13,491	-8,509	-8,509
00806	Grounds (Maint and Running Exp - Other)	75,000	47,000	44,683	-30,318	-2,318
00814	Minor Works (Maint and Running Exp - Other)	95,040	15,030	15,019	-80,021	-11
Total Parent Account	00800	192,040	84,030	73,193	-118,847	-10,837
01100	Government Hospitality					
01101	Official Receptions	92,000	12,000	6,339	-85,661	-5,661
Total Parent Account	01100	92,000	12,000	6,339	-85,661	-5,661
01300	Councils, Conferences and Exhibitions					
01422	Seminars and Workshops committee Conferences	46,000	24,110	24,102	-21,898	-8
01437	Trade Fair (International)	46,000	10	0	-46,000	-10
Total Parent Account	01300	92,000	24,120	24,102	-67,898	-18
04300	Special Expenditure					
04314	Furniture and Equipment	30,000	120,000	112,923	82,923	-7,077
04317	Household and Domestic Equip	50,000	193,950	155,458	105,458	-38,492
04321	Office Equipment (Special Expenditure)	20,000	20,000	11,192	-8,808	-8,808
04333	Vehicles (Special Expenditure)	0	3,960	3,950	3,950	-10
Total Parent Account	04300	100,000	337,910	283,523	183,523	-54,387
1520	High Commission Nigeria (Abuja)					
00110	Salaries and Allowances					
00111	Basic Salary	1,257,700	1,257,700	1,086,902	-170,798	-170,798
00112	Allowances (Salaries and Wages)	4,392,390	4,312,390	4,254,043	-138,347	-58,347
00116	Education Allowances	122,330	369,430	371,039	248,709	1,609
00119	Local Appointments (Missions)	1,100,730	1,100,730	597,702	-503,028	-503,028
00140	Medical Expenses (Missions)	560,000	560,000	279,600	-280,400	-280,400
Total Parent Account	00110	7,433,150	7,600,250	6,589,286	-843,864	-1,010,964

**STATEMENT OF RECURRENT EXPENDITURE FOR THE YEAR ENDED 31 MARCH , 2019
AS COMPARED WITH THE ESTIMATES**

(Figures in Pula)

MIN DEPT PARENT A/C CHILD A/C	DETAILS	APPROVED ESTIMATES	WARRANTED PROVISION	ACTUAL EXPENDITURE	EXPENDITURE OVER + OR UNDER - APPROVED ESTIMATES	EXPENDITURE OVER + OR UNDER - WARRANTED PROVISION
1500	Ministry of International Affairs and Cooperation					
1520	High Commission Nigeria (Abuja)					
00200	Travelling and Transport (Internal)					
00201	Transportation Costs (Internal Travel)	90,000	90,000	76,402	-13,598	-13,598
00202	Subsistence Costs (Internal Travel)	85,000	85,000	77,901	-7,099	-7,099
Total Parent Account	00200	175,000	175,000	154,303	-20,697	-20,697
00300	Travelling and Transport (External)					
00301	Transportation Costs (External Travel)	290,000	290,000	255,377	-34,623	-34,623
00302	Subsistence Costs (External Travel)	320,000	320,000	201,935	-118,065	-118,065
00304	Petrol, Oil and Lubricants (External Travel)	350,000	350,000	128,906	-221,094	-221,094
Total Parent Account	00300	960,000	960,000	586,219	-373,781	-373,781
00400	General Expenses and Supplies					
00401	Advertising and Publicity	40,000	40,000	0	-40,000	-40,000
00405	Domestic and Household Requisites	100,000	100,000	76,072	-23,928	-23,928
00408	Insurance Costs (General Expenses)	106,480	106,480	25,668	-80,812	-80,812
00409	Incidental Expenses (General Expenses)	80,000	80,000	76,788	-3,212	-3,212
00412	Legal Costs	40,000	40,000	0	-40,000	-40,000
00414	Office Supplies (General Expenses and Supplies)	104,900	104,900	76,121	-28,779	-28,779
00416	Property Rents and Rates	3,395,740	3,395,740	2,779,233	-616,507	-616,507
00417	Postal Charges (General Expenses and Supplies)	1,518,750	1,351,650	369,106	-1,149,644	-982,544
00419	Representation Allowances	40,000	40,000	13,098	-26,902	-26,902
00422	Service Charges	1,573,500	1,573,500	1,054,248	-519,252	-519,252
00423	Uniforms and Protective Clothing	15,000	15,000	12,561	-2,439	-2,439
00431	Staff Transfers/Leave (General Expenses)	500,030	500,030	480,442	-19,588	-19,588
00435	Production and Promotional Products	40,000	40,000	0	-40,000	-40,000
Total Parent Account	00400	7,554,400	7,387,300	4,963,337	-2,591,063	-2,423,963
00700	Maintenance and Running (Equipment)					
00706	Electrical Equipment	30,000	30,000	18,877	-11,123	-11,123
00712	Office Equipment (Maintenance and Running Equip.)	40,000	40,000	18,736	-21,265	-21,265
00716	Static Plant	50,000	50,000	7,068	-42,932	-42,932
00719	Vehicles- Missions	59,930	59,930	41,216	-18,714	-18,714
Total Parent Account	00700	179,930	179,930	85,897	-94,033	-94,033
00800	Maintenance and Running Expenses (Other)					
00805	Furniture (Maint and Running Exp - Other)	40,000	40,000	10,136	-29,864	-29,864
00806	Grounds (Maint and Running Exp - Other)	40,000	40,000	38,876	-1,125	-1,125
00814	Minor Works (Maint and Running Exp - Other)	75,000	75,000	71,784	-3,216	-3,216
Total Parent Account	00800	155,000	155,000	120,795	-34,205	-34,205

**STATEMENT OF RECURRENT EXPENDITURE FOR THE YEAR ENDED 31 MARCH , 2019
AS COMPARED WITH THE ESTIMATES**

(Figures in Pula)

MIN DEPT PARENT A/C CHILD A/C	DETAILS	APPROVED ESTIMATES	WARRANTED PROVISION	ACTUAL EXPENDITURE	EXPENDITURE OVER + OR UNDER - APPROVED ESTIMATES	EXPENDITURE OVER + OR UNDER - WARRANTED PROVISION
1500	Ministry of International Affairs and Cooperation					
1520	High Commission Nigeria (Abuja)					
01100	Government Hospitality					
01101	Official Receptions	300,000	300,000	71,404	-228,596	-228,596
Total Parent Account	01100	300,000	300,000	71,404	-228,596	-228,596
01300	Councils, Conferences and Exhibitions					
01422	Seminars and Workshops	30,000	30,000	2,596	-27,404	-27,404
01437	committee Conferences Trade Fair (International)	30,000	30,000	0	-30,000	-30,000
Total Parent Account	01300	60,000	60,000	2,596	-57,404	-57,404
04300	Special Expenditure					
04314	Furniture and Equipment	100,000	100,000	61,328	-38,672	-38,672
04317	Household and Domestic Equip	300,000	300,000	275,950	-24,050	-24,050
04321	Office Equipment (Special Expenditure)	50,000	50,000	0	-50,000	-50,000
04324	Plant,Light Mobile (Special Expenditure)	30,000	30,000	0	-30,000	-30,000
04327	Recording and Broadcasting Equip.(Special Expenditure)	5,000	5,000	0	-5,000	-5,000
04349	Computer Replacement	20,000	20,000	14,814	-5,187	-5,187
Total Parent Account	04300	505,000	505,000	352,091	-152,909	-152,909
1521	Embassy Brazil (Brasilia)					
00110	Salaries and Allowances					
00111	Basic Salary	1,274,500	1,344,500	1,339,042	64,542	-5,458
00112	Allowances (Salaries and Wages)	3,690,580	4,965,580	4,932,894	1,242,314	-32,686
00116	Education Allowances	837,950	432,950	268,478	-569,472	-164,472
00119	Local Appointments (Missions)	2,014,170	1,764,170	1,200,155	-814,015	-564,015
00140	Medical Expenses (Missions)	1,321,710	1,121,710	1,001,145	-320,565	-120,565
Total Parent Account	00110	9,138,910	9,628,910	8,741,714	-397,196	-887,196
00200	Travelling and Transport (Internal)					
00201	Transportation Costs (Internal Travel)	182,160	182,160	94,567	-87,593	-87,593
00202	Subsistence Costs (Internal Travel)	200,000	200,000	135,255	-64,745	-64,745
Total Parent Account	00200	382,160	382,160	229,822	-152,338	-152,338
00300	Travelling and Transport (External)					
00301	Transportation Costs (External Travel)	543,480	343,480	95,778	-447,702	-247,702
00302	Subsistence Costs (External Travel)	343,480	243,480	35,698	-307,782	-207,782
00304	Petrol, Oil and Lubricants (External Travel)	210,200	210,200	136,356	-73,844	-73,844
Total Parent Account	00300	1,097,160	797,160	267,832	-829,328	-529,328
00400	General Expenses and Supplies					
00401	Advertising and Publicity	184,000	84,000	1,884	-182,116	-82,116
00405	Domestic and Household Requisites	192,000	192,000	90,702	-101,298	-101,298

**STATEMENT OF RECURRENT EXPENDITURE FOR THE YEAR ENDED 31 MARCH , 2019
AS COMPARED WITH THE ESTIMATES**

(Figures in Pula)

MIN DEPT PARENT A/C CHILD A/C	DETAILS	APPROVED ESTIMATES	WARRANTED PROVISION	ACTUAL EXPENDITURE	EXPENDITURE OVER + OR UNDER - APPROVED ESTIMATES	EXPENDITURE OVER + OR UNDER - WARRANTED PROVISION
1500	Ministry of International Affairs and Cooperation					
1521	Embassy Brazil (Brasilia)					
00400	General Expenses and Supplies					
00407	Interest and Exchange (General Expenses)	100,000	75,000	20,948	-79,052	-54,052
00408	Insurance Costs (General Expenses)	334,090	84,090	52,861	-281,229	-31,229
00409	Incidental Expenses (General Expenses)	68,400	84,920	19,898	-48,502	-65,022
00412	Legal Costs	92,000	92,000	53,722	-38,278	-38,278
00414	Office Supplies (General Expenses and Supplies)	215,740	135,740	83,135	-132,605	-52,605
00416	Property Rents and Rates	5,460,000	4,980,000	4,973,235	-486,765	-6,765
00417	Postal Charges (General Expenses and Supplies)	552,000	552,000	356,456	-195,544	-195,544
00419	Representation Allowances	110,400	73,880	53,678	-56,722	-20,202
00422	Service Charges	700,000	700,000	605,959	-94,041	-94,041
00423	Uniforms and Protective Clothing	40,000	40,000	15,873	-24,127	-24,127
00431	Staff Transfers/Leave (General Expenses)	850,000	850,000	807,558	-42,442	-42,442
00435	Production and Promotional Products	184,000	74,000	60,274	-123,726	-13,726
Total Parent Account	00400	9,082,630	8,017,630	7,196,184	-1,886,446	-821,446
00700	Maintenance and Running (Equipment)					
00706	Electrical Equipment	187,200	187,200	150,001	-37,199	-37,199
00712	Office Equipment (Maintenance and Running Equip.)	100,000	50,000	5,170	-94,830	-44,830
00719	Vehicles- Missions	184,000	174,000	57,412	-126,588	-116,588
Total Parent Account	00700	471,200	411,200	212,583	-258,617	-198,617
00800	Maintenance and Running Expenses (Other)					
00805	Furniture (Maint and Running Exp - Other)	46,000	6,000	0	-46,000	-6,000
00806	Grounds (Maint and Running Exp - Other)	465,000	465,000	310,397	-154,603	-154,603
00807	Mission Buildings (Maint and Running Exp - Other)	192,000	142,000	84,368	-107,632	-57,632
Total Parent Account	00800	703,000	613,000	394,765	-308,235	-218,235
01100	Government Hospitality					
01101	Official Receptions	400,000	100,000	88,086	-311,914	-11,914
Total Parent Account	01100	400,000	100,000	88,086	-311,914	-11,914
01300	Councils, Conferences and Exhibitions					
01422	Seminars and Workshops committee Conferences	300,000	70,000	30,709	-269,291	-39,291
Total Parent Account	01300	300,000	70,000	30,709	-269,291	-39,291
04300	Special Expenditure					
04314	Furniture and Equipment	116,410	46,410	15,080	-101,330	-31,330
04317	Household and Domestic Equip	184,000	184,000	174,862	-9,138	-9,138
04321	Office Equipment (Special Expenditure)	119,100	19,100	0	-119,100	-19,100
04349	Computer Replacement	25,290	25,290	11,808	-13,482	-13,482
Total Parent Account	04300	444,800	274,800	201,750	-243,050	-73,050

**STATEMENT OF RECURRENT EXPENDITURE FOR THE YEAR ENDED 31 MARCH , 2019
AS COMPARED WITH THE ESTIMATES**

(Figures in Pula)

MIN DEPT PARENT A/C CHILD A/C	DETAILS	APPROVED ESTIMATES	WARRANTED PROVISION	ACTUAL EXPENDITURE	EXPENDITURE OVER + OR UNDER - APPROVED ESTIMATES	EXPENDITURE OVER + OR UNDER - WARRANTED PROVISION
1500	Ministry of International Affairs and Cooperation					
1522	Embassy Kuwait (Kuwait City)					
00110	Salaries and Allowances					
00111	Basic Salary	943,860	944,360	944,316	456	-44
00112	Allowances (Salaries and Wages)	3,014,400	3,179,400	3,178,530	164,130	-870
00116	Education Allowances	503,050	98,050	97,357	-405,693	-693
00119	Local Appointments (Missions)	1,467,110	1,034,610	1,033,287	-433,823	-1,323
00140	Medical Expenses (Missions)	567,130	567,130	256,847	-310,283	-310,283
Total Parent Account	00110	6,495,550	5,823,550	5,510,336	-985,214	-313,214
00200	Travelling and Transport (Internal)					
00201	Transportation Costs (Internal Travel)	10,000	10,000	48	-9,952	-9,952
00202	Subsistence Costs (Internal Travel)	10,000	10,000	0	-10,000	-10,000
Total Parent Account	00200	20,000	20,000	48	-19,952	-19,952
00300	Travelling and Transport (External)					
00301	Transportation Costs (External Travel)	429,240	429,240	205,477	-223,763	-223,763
00302	Subsistence Costs (External Travel)	500,820	500,820	345,681	-155,139	-155,139
00304	Petrol, Oil and Lubricants (External Travel)	56,030	30,030	29,035	-26,995	-995
Total Parent Account	00300	986,090	960,090	580,194	-405,896	-379,896
00400	General Expenses and Supplies					
00401	Advertising and Publicity	300,000	300,000	14,013	-285,987	-285,987
00405	Domestic and Household Requisites	105,110	64,800	32,464	-72,647	-32,337
00408	Insurance Costs (General Expenses)	52,500	52,810	52,771	271	-39
00409	Incidental Expenses (General Expenses)	48,300	73,300	68,107	19,807	-5,193
00412	Legal Costs	9,200	9,200	0	-9,200	-9,200
00414	Office Supplies (General Expenses and Supplies)	48,300	43,300	28,489	-19,811	-14,811
00416	Property Rents and Rates	2,582,620	2,082,620	1,833,971	-748,649	-248,649
00417	Postal Charges (General Expenses and Supplies)	315,000	280,000	234,244	-80,756	-45,756
00419	Representation Allowances	96,600	46,600	27,389	-69,211	-19,211
00422	Service Charges	165,500	165,500	162,895	-2,605	-2,605
00423	Uniforms and Protective Clothing	50,000	30,000	4,172	-45,828	-25,828
00431	Staff Transfers/Leave (General Expenses)	302,000	202,000	81,847	-220,153	-120,153
00435	Production and Promotional Products	500,000	300,000	172,771	-327,229	-127,229
Total Parent Account	00400	4,575,130	3,650,130	2,713,130	-1,862,000	-937,000
00700	Maintenance and Running (Equipment)					
00706	Electrical Equipment	21,000	21,000	2,277	-18,723	-18,723
00712	Office Equipment (Maintenance and Running Equip.)	48,300	48,300	4,777	-43,523	-43,523
00719	Vehicles- Missions	200,000	200,000	183,455	-16,545	-16,545
Total Parent Account	00700	269,300	269,300	190,509	-78,791	-78,791

**STATEMENT OF RECURRENT EXPENDITURE FOR THE YEAR ENDED 31 MARCH , 2019
AS COMPARED WITH THE ESTIMATES**

(Figures in Pula)

MIN DEPT PARENT A/C CHILD A/C	DETAILS	APPROVED ESTIMATES	WARRANTED PROVISION	ACTUAL EXPENDITURE	EXPENDITURE OVER + OR UNDER - APPROVED ESTIMATES	EXPENDITURE OVER + OR UNDER - WARRANTED PROVISION
1500	Ministry of International Affairs and Cooperation					
1522	Embassy Kuwait (Kuwait City)					
00800	Maintenance and Running Expenses (Other)					
00805	Furniture (Maint and Running Exp - Other)	9,200	9,200	0	-9,200	-9,200
00806	Grounds (Maint and Running Exp - Other)	68,250	68,250	57,826	-10,424	-10,424
00807	Mission Buildings (Maint and Running Exp - Other)	57,960	57,960	14,754	-43,206	-43,206
00814	Minor Works (Maint and Running Exp - Other)	57,960	57,960	39,650	-18,310	-18,310
Total Parent Account	00800	193,370	193,370	112,230	-81,140	-81,140
00900	Institutional Running Expenses					
00902	Books, Library and Texts	57,960	27,960	6,245	-51,715	-21,715
Total Parent Account	00900	57,960	27,960	6,245	-51,715	-21,715
01100	Government Hospitality					
01101	Official Receptions	184,000	84,000	1,210	-182,790	-82,790
Total Parent Account	01100	184,000	84,000	1,210	-182,790	-82,790
01300	Councils, Conferences and Exhibitions					
01422	Seminars and Workshops committee Conferences	184,000	84,000	14,331	-169,669	-69,669
Total Parent Account	01300	184,000	84,000	14,331	-169,669	-69,669
04300	Special Expenditure					
04303	Air Conditioners	10,000	10,000	0	-10,000	-10,000
04314	Furniture and Equipment	55,000	55,000	23,755	-31,245	-31,245
04317	Household and Domestic Equip	48,300	48,300	27,189	-21,111	-21,111
04321	Office Equipment (Special Expenditure)	110,000	110,000	60,350	-49,650	-49,650
04327	Recording and Broadcasting Equip.(Special Expenditure)	104,000	4,000	0	-104,000	-4,000
04333	Vehicles (Special Expenditure)	680,000	530,000	461,783	-218,217	-68,217
04349	Computer Replacement	51,730	51,730	0	-51,730	-51,730
Total Parent Account	04300	1,059,030	809,030	573,077	-485,953	-235,953
1523	High Commission Mozambique (Maputo)					
00110	Salaries and Allowances					
00111	Basic Salary	1,294,940	1,294,940	1,131,868	-163,072	-163,072
00112	Allowances (Salaries and Wages)	1,600,000	1,270,000	1,255,333	-344,667	-14,667
00116	Education Allowances	425,850	106,750	106,168	-319,682	-582
00119	Local Appointments (Missions)	1,142,630	722,630	704,489	-438,141	-18,141
00140	Medical Expenses (Missions)	1,252,200	552,200	403,484	-848,716	-148,716
Total Parent Account	00110	5,715,620	3,946,520	3,601,343	-2,114,277	-345,177
00200	Travelling and Transport (Internal)					
00201	Transportation Costs (Internal Travel)	175,000	125,000	97,130	-77,870	-27,870
00202	Subsistence Costs (Internal Travel)	175,240	89,773	77,473	-97,767	-12,300

**STATEMENT OF RECURRENT EXPENDITURE FOR THE YEAR ENDED 31 MARCH , 2019
AS COMPARED WITH THE ESTIMATES**

(Figures in Pula)

MIN DEPT PARENT A/C CHILD A/C	DETAILS	APPROVED ESTIMATES	WARRANTED PROVISION	ACTUAL EXPENDITURE	EXPENDITURE OVER + OR UNDER - APPROVED ESTIMATES	EXPENDITURE OVER + OR UNDER - WARRANTED PROVISION
1500	Ministry of International Affairs and Cooperation					
1523	High Commission Mozambique (Maputo)					
00200	Travelling and Transport (Internal)					
Total Parent Account	00200	350,240	214,773	174,603	-175,637	-40,170
00300	Travelling and Transport (External)					
00301	Transportation Costs (External Travel)	84,200	204,200	153,653	69,453	-50,547
00302	Subsistence Costs (External Travel)	95,000	340,468	202,127	107,127	-138,340
00304	Petrol, Oil and Lubricants (External Travel)	110,000	110,000	99,918	-10,082	-10,082
Total Parent Account	00300	289,200	654,668	455,698	166,498	-198,969
00400	General Expenses and Supplies					
00401	Advertising and Publicity	80,000	40,000	25,975	-54,025	-14,025
00405	Domestic and Household Requisites	50,400	253,400	187,820	137,420	-65,580
00408	Insurance Costs (General Expenses)	200,000	130,000	103,033	-96,967	-26,967
00409	Incidental Expenses (General Expenses)	90,000	142,500	140,691	50,691	-1,809
00412	Legal Costs	20,000	20,000	0	-20,000	-20,000
00414	Office Supplies (General Expenses and Supplies)	70,000	180,000	178,570	108,570	-1,430
00416	Property Rents and Rates	6,330,950	5,357,950	5,357,704	-973,246	-246
00417	Postal Charges (General Expenses and Supplies)	575,000	625,000	570,591	-4,409	-54,409
00419	Representation Allowances	34,000	34,000	32,099	-1,901	-1,901
00422	Service Charges	1,100,000	1,100,000	1,074,798	-25,202	-25,202
00423	Uniforms and Protective Clothing	8,000	18,000	13,078	5,078	-4,922
00431	Staff Transfers/Leave (General Expenses)	70,000	32,000	31,940	-38,060	-60
00435	Production and Promotional Products	240,000	130,000	57,697	-182,303	-72,303
Total Parent Account	00400	8,868,350	8,062,850	7,773,997	-1,094,353	-288,853
00700	Maintenance and Running (Equipment)					
00706	Electrical Equipment	15,000	75,000	49,134	34,134	-25,866
00712	Office Equipment (Maintenance and Running Equip.)	50,000	50,000	41,116	-8,884	-8,884
00716	Static Plant	0	800,000	455,917	455,917	-344,083
00719	Vehicles- Missions	50,000	67,500	50,670	670	-16,830
Total Parent Account	00700	115,000	992,500	596,838	481,838	-395,662
00800	Maintenance and Running Expenses (Other)					
00805	Furniture (Maint and Running Exp - Other)	15,000	15,000	13,748	-1,252	-1,252
00806	Grounds (Maint and Running Exp - Other)	140,000	170,000	164,571	24,571	-5,429
00814	Minor Works (Maint and Running Exp - Other)	50,000	70,000	38,848	-11,152	-31,152
Total Parent Account	00800	205,000	255,000	217,167	12,167	-37,833

**STATEMENT OF RECURRENT EXPENDITURE FOR THE YEAR ENDED 31 MARCH , 2019
AS COMPARED WITH THE ESTIMATES**

(Figures in Pula)

MIN DEPT PARENT A/C CHILD A/C	DETAILS	APPROVED ESTIMATES	WARRANTED PROVISION	ACTUAL EXPENDITURE	EXPENDITURE OVER + OR UNDER - APPROVED ESTIMATES	EXPENDITURE OVER + OR UNDER - WARRANTED PROVISION
1500	Ministry of International Affairs and Cooperation					
1523	High Commission Mozambique (Maputo)					
01100	Government Hospitality					
01101	Official Receptions	220,000	270,000	237,039	17,039	-32,961
Total Parent Account	01100	220,000	270,000	237,039	17,039	-32,961
01300	Councils, Conferences and Exhibitions					
01422	Seminars and Workshops committee Conferences	80,000	80,000	66,816	-13,184	-13,184
Total Parent Account	01300	80,000	80,000	66,816	-13,184	-13,184
01700	Grants Subventions and Other Payments					
01897	Relief for Destitutes	10,000	10,000	4,381	-5,619	-5,619
Total Parent Account	01700	10,000	10,000	4,381	-5,619	-5,619
04300	Special Expenditure					
04314	Furniture and Equipment	130,000	230,000	197,694	67,694	-32,306
04317	Household and Domestic Equip	60,000	30,000	12,728	-47,272	-17,272
04321	Office Equipment (Special Expenditure)	40,000	460,000	270,660	230,660	-189,340
04327	Recording and Broadcasting Equip.(Special Expenditure)	5,000	5,000	0	-5,000	-5,000
04349	Computer Replacement	40,000	30,000	16,579	-23,421	-13,421
Total Parent Account	04300	275,000	755,000	497,660	222,660	-257,340
1524	Embassy Germany (Berlin)					
00110	Salaries and Allowances					
00111	Basic Salary	1,426,360	1,426,360	848,039	-578,321	-578,321
00112	Allowances (Salaries and Wages)	3,852,360	3,252,360	2,931,202	-921,158	-321,158
00116	Education Allowances	900,000	542,345	522,462	-377,538	-19,883
00119	Local Appointments (Missions)	3,220,540	3,220,540	2,791,420	-429,120	-429,120
00139	Overtime Allowances	0	18,665	18,665	18,665	0
00140	Medical Expenses (Missions)	1,787,140	788,916	726,651	-1,060,489	-62,265
Total Parent Account	00110	11,186,400	9,249,186	7,838,439	-3,347,961	-1,410,747
00200	Travelling and Transport (Internal)					
00201	Transportation Costs (Internal Travel)	184,000	184,000	165,860	-18,140	-18,140
00202	Subsistence Costs (Internal Travel)	184,000	93,136	82,227	-101,773	-10,909
Total Parent Account	00200	368,000	277,136	248,087	-119,913	-29,049
00300	Travelling and Transport (External)					
00301	Transportation Costs (External Travel)	368,000	73,100	73,094	-294,906	-6
00302	Subsistence Costs (External Travel)	276,000	159,983	159,983	-116,017	0
00304	Petrol, Oil and Lubricants (External Travel)	184,000	52,660	43,705	-140,295	-8,955
Total Parent Account	00300	828,000	285,743	276,783	-551,217	-8,960

**STATEMENT OF RECURRENT EXPENDITURE FOR THE YEAR ENDED 31 MARCH , 2019
AS COMPARED WITH THE ESTIMATES**

(Figures in Pula)

MIN DEPT PARENT A/C CHILD A/C	DETAILS	APPROVED ESTIMATES	WARRANTED PROVISION	ACTUAL EXPENDITURE	EXPENDITURE OVER + OR UNDER - APPROVED ESTIMATES	EXPENDITURE OVER + OR UNDER - WARRANTED PROVISION
1500	Ministry of International Affairs and Cooperation					
1524	Embassy Germany (Berlin)					
00400	General Expenses and Supplies					
00401	Advertising and Publicity	36,800	36,800	21,222	-15,578	-15,578
00405	Domestic and Household Requisites	110,400	88,217	60,120	-50,280	-28,097
00408	Insurance Costs (General Expenses)	184,000	138,051	134,242	-49,758	-3,809
00409	Incidental Expenses (General Expenses)	92,000	52,000	51,856	-40,144	-144
00412	Legal Costs	40,000	40,000	7,341	-32,659	-32,659
00414	Office Supplies (General Expenses and Supplies)	207,010	108,324	71,851	-135,159	-36,473
00416	Property Rents and Rates	6,200,000	5,410,000	5,378,087	-821,913	-31,913
00417	Postal Charges (General Expenses and Supplies)	536,420	536,420	424,834	-111,586	-111,586
00419	Representation Allowances	82,800	82,800	25,108	-57,692	-57,692
00422	Service Charges	692,450	562,450	407,198	-285,252	-155,252
00423	Uniforms and Protective Clothing	70,400	70,400	6,099	-64,301	-64,301
00431	Staff Transfers/Leave (General Expenses)	276,000	276,000	262,062	-13,938	-13,938
00435	Production and Promotional Products	427,010	408,345	214,231	-212,779	-194,114
Total Parent Account	00400	8,955,290	7,809,807	7,064,251	-1,891,039	-745,556
00700	Maintenance and Running (Equipment)					
00706	Electrical Equipment	82,000	82,000	47,719	-34,281	-34,281
00712	Office Equipment (Maintenance and Running Equip.)	60,000	60,000	699	-59,301	-59,301
00719	Vehicles- Missions	46,000	67,000	66,877	20,877	-123
Total Parent Account	00700	188,000	209,000	115,296	-72,704	-93,704
00800	Maintenance and Running Expenses (Other)					
00805	Furniture (Maint and Running Exp - Other)	46,000	25,000	0	-46,000	-25,000
00806	Grounds (Maint and Running Exp - Other)	105,600	105,600	76,837	-28,763	-28,763
00814	Minor Works (Maint and Running Exp - Other)	46,000	46,000	26,299	-19,701	-19,701
Total Parent Account	00800	197,600	176,600	103,136	-94,464	-73,464
01100	Government Hospitality					
01101	Official Receptions	184,000	184,000	130,001	-53,999	-53,999
Total Parent Account	01100	184,000	184,000	130,001	-53,999	-53,999
01300	Councils, Conferences and Exhibitions					
01422	Seminars and Workshops committee Conferences	55,200	55,200	22,914	-32,286	-32,286
Total Parent Account	01300	55,200	55,200	22,914	-32,286	-32,286
04300	Special Expenditure					
04317	Household and Domestic Equip	138,000	106,900	57,450	-80,550	-49,450
04349	Computer Replacement	0	31,100	26,639	26,639	-4,461
Total Parent Account	04300	138,000	138,000	84,089	-53,911	-53,911

**STATEMENT OF RECURRENT EXPENDITURE FOR THE YEAR ENDED 31 MARCH , 2019
AS COMPARED WITH THE ESTIMATES**

(Figures in Pula)

MIN DEPT PARENT A/C CHILD A/C	DETAILS	APPROVED ESTIMATES	WARRANTED PROVISION	ACTUAL EXPENDITURE	EXPENDITURE OVER + OR UNDER - APPROVED ESTIMATES	EXPENDITURE OVER + OR UNDER - WARRANTED PROVISION
1500	Ministry of International Affairs and Cooperation					
1501	Headquarters (MIAC)	122,504,740	121,179,740	103,285,797	-19,218,943	-17,893,943
1502	Embassy of U.S.A (Washington)	23,232,710	29,733,655	28,252,440	5,019,730	-1,481,215
1503	Permanent Representative to U.N (New York)	35,978,250	35,598,250	34,132,350	-1,845,900	-1,465,900
1504	High Commission U.K. (London)	26,127,400	26,117,400	23,416,734	-2,710,666	-2,700,666
1505	High Commission Zambia (Lusaka)	6,884,330	6,894,330	6,278,545	-605,785	-615,785
1506	Embassy EEC and Europe (Brussels)	20,475,840	18,769,600	17,181,321	-3,294,519	-1,588,279
1507	Embassy Sweden (Stockholm)	16,173,230	15,872,230	14,715,929	-1,457,301	-1,156,301
1508	Embassy Zimbabwe (Harare)	10,860,680	13,793,843	11,196,467	335,787	-2,597,376
1509	High Commission Namibia (Windhoek)	10,460,480	10,560,480	9,750,636	-709,844	-809,844
1510	Embassy China (Beijing)	27,207,380	26,710,380	25,579,256	-1,628,124	-1,131,124
1511	Embassy Switzerland (Geneva)	37,699,450	38,019,450	38,369,955	670,505	350,505
1512	High Commission South Africa (Pretoria)	12,708,970	12,708,970	11,450,902	-1,258,069	-1,258,069
1513	Consulate General Johannesburg	8,967,180	11,572,180	10,913,414	1,946,234	-658,766
1515	Embassy Japan (Tokyo)	24,109,400	24,148,400	24,185,840	76,440	37,440
1516	Embassy Ethiopia (Addis Ababa)	14,177,140	14,077,140	12,614,312	-1,562,828	-1,462,828
1517	High Commission Kenya (Nairobi)	15,753,530	15,937,430	14,740,315	-1,013,215	-1,197,115
1518	High Commission Australia (Canberra)	21,381,460	20,389,610	20,053,972	-1,327,488	-335,638
1519	High Commission India (New Delhi)	17,719,910	18,769,910	18,447,647	727,737	-322,263
1520	High Commission Nigeria (Abuja)	17,322,480	17,322,480	12,925,927	-4,396,553	-4,396,553
1521	Embassy Brazil (Brasilia)	22,019,860	20,294,860	17,363,445	-4,656,415	-2,931,415
1522	Embassy Kuwait (Kuwait City)	14,024,430	11,921,430	9,701,311	-4,323,119	-2,220,119
1523	High Commission Mozambique (Maputo)	16,128,410	15,241,310	13,625,542	-2,502,868	-1,615,768
1524	Embassy Germany (Berlin)	22,100,490	18,384,672	15,882,995	-6,217,495	-2,501,677
TOTAL	Ministry of International Affairs and Cooperation	544,017,750	544,017,750	494,065,050	-49,952,700	-49,952,700

**STATEMENT OF RECURRENT EXPENDITURE FOR THE YEAR ENDED 31 MARCH , 2019
AS COMPARED WITH THE ESTIMATES**

(Figures in Pula)

MIN DEPT PARENT A/C CHILD A/C	DETAILS	APPROVED ESTIMATES	WARRANTED PROVISION	ACTUAL EXPENDITURE	EXPENDITURE OVER + OR UNDER - APPROVED ESTIMATES	EXPENDITURE OVER + OR UNDER - WARRANTED PROVISION
1600	Independent Electoral Commission					
1601	Independent Electoral Commission					
00110	Salaries and Allowances					
00111	Basic Salary	29,328,080	28,564,080	28,465,927	-862,153	-98,153
00112	Allowances (Salaries and Wages)	1,577,700	2,079,756	2,073,640	495,940	-6,116
00114	Casual Labour (Salaries and Allowances)	547,900	473,014	438,671	-109,229	-34,343
00115	Temporary Assistance (Salaries and Allowances)	570,500	554,165	526,845	-43,655	-27,320
00124	Leave Travel Concession	170,610	115,830	112,758	-57,852	-3,072
00125	Leave Encashment	0	73,782	73,782	73,782	0
00136	Elections Allowance	1,412,600	1,847,335	1,823,654	411,054	-23,681
00139	Overtime Allowances	0	2,707,591	2,496,837	2,496,837	-210,753
Total Parent Account	00110	33,607,390	36,415,552	36,012,114	2,404,724	-403,439
00200	Travelling and Transport (Internal)					
00201	Transportation Costs (Internal Travel)	200,000	268,000	243,499	43,499	-24,501
00202	Subsistence Costs (Internal Travel)	2,523,760	3,588,842	3,344,170	820,410	-244,672
00203	Freight (Internal Travel)	20,000	10,000	4,180	-15,820	-5,820
00204	Petrol, Oil and Lubricants (Internal Travel)	907,320	407,320	357,753	-549,567	-49,567
00206	Hire Charges	1,000,000	15,147	11,841	-988,159	-3,305
00207	Accidents Charges	33,050	0	0	-33,050	0
00208	Driver Charges	150,300	22,300	356	-149,944	-21,944
Total Parent Account	00200	4,834,430	4,311,609	3,961,799	-872,631	-349,810
00300	Travelling and Transport (External)					
00301	Transportation Costs (External Travel)	1,500,000	768,692	595,812	-904,188	-172,880
00302	Subsistence Costs (External Travel)	1,500,000	810,000	600,404	-899,596	-209,596
Total Parent Account	00300	3,000,000	1,578,692	1,196,217	-1,803,783	-382,476
00400	General Expenses and Supplies					
00401	Advertising and Publicity	1,190,030	1,470,451	1,469,885	279,855	-566
00405	Domestic and Household Requisites	350,000	280,000	269,602	-80,398	-10,398
00409	Incidental Expenses (General Expenses)	300,000	471,780	388,980	88,980	-82,800
00414	Office Supplies (General Expenses and Supplies)	650,000	616,858	603,272	-46,728	-13,586
00417	Postal Charges (General Expenses and Supplies)	1,500,000	1,300,000	1,250,630	-249,370	-49,370
00422	Service Charges	2,500,000	2,091,628	1,961,256	-538,744	-130,372
00423	Uniforms and Protective Clothing	70,000	70,000	66,402	-3,598	-3,598
00432	Printing Charges	100,000	90,000	88,663	-11,337	-1,337
00439	Performance Recognition Awards	250,000	165,000	160,877	-89,123	-4,123
Total Parent Account	00400	6,910,030	6,555,717	6,259,567	-650,463	-296,150
00500	Departmental Services					
00541	Stores	300,000	74,000	71,220	-228,780	-2,780
00546	Library Books (Departmental Expenses)	21,750	31,445	26,017	4,267	-5,427
00572	Rents:Offices	4,848,450	4,729,258	4,680,922	-167,528	-48,336

**STATEMENT OF RECURRENT EXPENDITURE FOR THE YEAR ENDED 31 MARCH , 2019
AS COMPARED WITH THE ESTIMATES**

(Figures in Pula)

MIN DEPT PARENT A/C CHILD A/C	DETAILS	APPROVED ESTIMATES	WARRANTED PROVISION	ACTUAL EXPENDITURE	EXPENDITURE OVER + OR UNDER - APPROVED ESTIMATES	EXPENDITURE OVER + OR UNDER - WARRANTED PROVISION
1600	Independent Electoral Commission					
1601	Independent Electoral Commission					
00500	Departmental Services					
Total Parent Account	00500	5,170,200	4,834,702	4,778,159	-392,041	-56,543
00700	Maintenance and Running (Equipment)					
00704	Camping Equipment	5,000	1	0	-5,000	-1
00712	Office Equipment (Maintenance and Running Equip.)	700,000	550,000	441,291	-258,709	-108,709
00714	Recording and Visual Aid Equipment	284,000	207,020	144,465	-139,535	-62,555
00717	Sub-Contracted Repairs	700,000	500,000	471,193	-228,807	-28,807
00718	Vehicles and Plant Maintenance	500,000	370,000	351,888	-148,112	-18,112
Total Parent Account	00700	2,189,000	1,627,021	1,408,837	-780,163	-218,184
00800	Maintenance and Running Expenses (Other)					
00803	Buildings (Maint and Running Exp - Other)	195,000	190,372	189,544	-5,456	-829
00805	Furniture (Maint and Running Exp - Other)	40,000	0	0	-40,000	0
00806	Grounds (Maint and Running Exp - Other)	30,000	25,753	22,797	-7,203	-2,956
00814	Minor Works (Maint and Running Exp - Other)	200,000	634,791	634,653	434,653	-137
Total Parent Account	00800	465,000	850,916	846,994	381,994	-3,922
01100	Government Hospitality					
01101	Official Receptions	20,000	20,000	17,000	-3,000	-3,000
Total Parent Account	01100	20,000	20,000	17,000	-3,000	-3,000
01200	Training					
01201	Allowances (Training)	43,000	10	0	-43,000	-10
01202	Courses (Training)	200,000	105,137	105,137	-94,863	0
01217	Performance Management System	350,000	250,000	241,022	-108,978	-8,978
Total Parent Account	01200	593,000	355,147	346,159	-246,841	-8,988
01300	Councils, Conferences and Exhibitions					
01349	Commissioners Allowances	600,000	711,033	676,863	76,863	-34,170
01422	Seminars and Workshops committee Conferences	2,500,000	1,829,972	1,796,867	-703,133	-33,105
01438	Trade Fairs Agricultural Shows and Exhibitions	200,000	252,067	250,157	50,157	-1,910
Total Parent Account	01300	3,300,000	2,793,072	2,723,886	-576,114	-69,185
01700	Grants Subventions and Other Payments					
01967	Workmen's Compensation	0	200,000	200,000	200,000	0
02001	Electoral Commissions Forum for SADC Countires	280,000	248,265	248,262	-31,738	-3
Total Parent Account	01700	280,000	448,265	448,262	168,262	-3

**STATEMENT OF RECURRENT EXPENDITURE FOR THE YEAR ENDED 31 MARCH , 2019
AS COMPARED WITH THE ESTIMATES**

(Figures in Pula)

MIN DEPT PARENT A/C CHILD A/C	DETAILS	APPROVED ESTIMATES	WARRANTED PROVISION	ACTUAL EXPENDITURE	EXPENDITURE OVER + OR UNDER - APPROVED ESTIMATES	EXPENDITURE OVER + OR UNDER - WARRANTED PROVISION
1600	Independent Electoral Commission					
1601	Independent Electoral Commission					
04300	Special Expenditure					
04314	Furniture and Equipment	199,710	295,928	284,892	85,182	-11,036
04327	Recording and Broadcasting Equip.(Special Expenditure)	250,000	0	0	-250,000	0
04333	Vehicles (Special Expenditure)	1,995,430	2,827,569	2,827,569	832,139	0
04349	Computer Replacement	1,200,000	1,100,000	1,088,909	-111,091	-11,091
Total Parent Account	04300	3,645,140	4,223,497	4,201,369	556,229	-22,127
1601	Independent Electoral Commission	64,014,190	64,014,190	62,200,364	-1,813,826	-1,813,826
TOTAL	Independent Electoral Commission	64,014,190	64,014,190	62,200,364	-1,813,826	-1,813,826

**STATEMENT OF RECURRENT EXPENDITURE FOR THE YEAR ENDED 31 MARCH , 2019
AS COMPARED WITH THE ESTIMATES**

(Figures in Pula)

MIN DEPT PARENT A/C CHILD A/C	DETAILS	APPROVED ESTIMATES	WARRANTED PROVISION	ACTUAL EXPENDITURE	EXPENDITURE OVER + OR UNDER - APPROVED ESTIMATES	EXPENDITURE OVER + OR UNDER - WARRANTED PROVISION
1700	Office of the Ombudsman					
1701	Office of the Ombudsman					
00110	Salaries and Allowances					
00111	Basic Salary	15,158,420	14,357,870	12,850,900	-2,307,520	-1,506,970
00112	Allowances (Salaries and Wages)	2,517,730	2,867,730	2,831,309	313,579	-36,421
00114	Casual Labour (Salaries and Allowances)	2,500	3,500	2,988	488	-512
00115	Temporary Assistance (Salaries and Allowances)	90,950	290,950	244,571	153,621	-46,379
00124	Leave Travel Concession	42,500	42,500	42,325	-175	-175
00139	Overtime Allowances	0	99,550	98,834	98,834	-716
Total Parent Account	00110	17,812,100	17,662,100	16,070,927	-1,741,173	-1,591,173
00160	Pensions, Gratuities and Compensations					
00164	Gratuities - Contract Officers	0	150,000	150,000	150,000	0
Total Parent Account	00160	0	150,000	150,000	150,000	0
00200	Travelling and Transport (Internal)					
00201	Transportation Costs (Internal Travel)	223,790	403,690	360,357	136,567	-43,333
00202	Subsistence Costs (Internal Travel)	699,200	1,506,700	1,469,684	770,484	-37,016
00204	Petrol, Oil and Lubricants (Internal Travel)	180,000	180,000	180,000	0	0
00206	Hire Charges	34,000	0	0	-34,000	0
00207	Accidents Charges	18,900	0	0	-18,900	0
00208	Driver Charges	35,000	0	0	-35,000	0
Total Parent Account	00200	1,190,890	2,090,390	2,010,041	819,151	-80,349
00300	Travelling and Transport (External)					
00301	Transportation Costs (External Travel)	690,590	740,590	730,948	40,358	-9,642
00302	Subsistence Costs (External Travel)	1,128,660	1,288,660	1,247,092	118,432	-41,568
Total Parent Account	00300	1,819,250	2,029,250	1,978,040	158,790	-51,210
00400	General Expenses and Supplies					
00401	Advertising and Publicity	1,038,140	668,140	665,107	-373,033	-3,033
00405	Domestic and Household Requisites	406,240	356,240	347,237	-59,003	-9,003
00409	Incidental Expenses (General Expenses)	310,500	180,500	173,768	-136,732	-6,732
00414	Office Supplies (General Expenses and Supplies)	766,260	686,260	677,278	-88,983	-8,983
00417	Postal Charges (General Expenses and Supplies)	688,640	689,240	688,725	85	-515
00422	Service Charges	874,210	903,610	895,778	21,568	-7,832
00423	Uniforms and Protective Clothing	66,900	46,900	79,454	12,554	32,554
00432	Printing Charges	192,390	142,390	109,269	-83,121	-33,121
Total Parent Account	00400	4,343,280	3,673,280	3,636,616	-706,664	-36,664
00500	Departmental Services					
00536	Special Investigations	50,000	0	0	-50,000	0
00572	Rents:Offices	1,774,180	1,591,180	1,590,445	-183,735	-735
Total Parent Account	00500	1,824,180	1,591,180	1,590,445	-233,735	-735

**STATEMENT OF RECURRENT EXPENDITURE FOR THE YEAR ENDED 31 MARCH , 2019
AS COMPARED WITH THE ESTIMATES**

(Figures in Pula)

MIN DEPT PARENT A/C CHILD A/C	DETAILS	APPROVED ESTIMATES	WARRANTED PROVISION	ACTUAL EXPENDITURE	EXPENDITURE OVER + OR UNDER - APPROVED ESTIMATES	EXPENDITURE OVER + OR UNDER - WARRANTED PROVISION
1700	Office of the Ombudsman					
1701	Office of the Ombudsman					
00700	Maintenance and Running (Equipment)					
00712	Office Equipment (Maintenance and Running Equip.)	22,970	22,970	21,263	-1,707	-1,707
00717	Sub-Contracted Repairs	151,890	128,890	124,563	-27,327	-4,327
Total Parent Account	00700	174,860	151,860	145,827	-29,033	-6,033
00800	Maintenance and Running Expenses (Other)					
00803	Buildings (Maint and Running Exp - Other)	798,030	678,030	659,766	-138,264	-18,264
Total Parent Account	00800	798,030	678,030	659,766	-138,264	-18,264
01100	Government Hospitality					
01101	Official Receptions	50,000	50,000	35,363	-14,637	-14,637
Total Parent Account	01100	50,000	50,000	35,363	-14,637	-14,637
01200	Training					
01201	Allowances (Training)	193,090	70,090	55,416	-137,674	-14,674
01202	Courses (Training)	234,760	210,060	190,021	-44,739	-20,039
01217	Performance Management System	631,610	715,610	708,568	76,958	-7,042
Total Parent Account	01200	1,059,460	995,760	954,005	-105,455	-41,755
01300	Councils, Conferences and Exhibitions					
01422	Seminars and Workshops committee Conferences	272,960	317,960	291,564	18,604	-26,396
01438	Trade Fairs Agricultural Shows and Exhibitions	201,170	134,370	134,184	-66,986	-186
Total Parent Account	01300	474,130	452,330	425,747	-48,383	-26,583
01700	Grants Subventions and Other Payments					
01967	Workmen's Compensation	50,000	0	0	-50,000	0
01993	International Ombudsman Institute	30,010	30,010	29,487	-523	-523
Total Parent Account	01700	80,010	30,010	29,487	-50,523	-523
04300	Special Expenditure					
04305	Audio - Visual Aid Equipment	50,390	140,390	139,891	89,501	-499
04314	Furniture and Equipment	200,500	240,500	238,315	37,815	-2,186
04317	Household and Domestic Equip	39,200	29,200	28,068	-11,132	-1,132
04333	Vehicles (Special Expenditure)	553,340	485,340	484,542	-68,798	-798
04349	Computer Replacement	0	20,000	20,000	20,000	0
Total Parent Account	04300	843,430	915,430	910,815	67,385	-4,615
1701	Office of the Ombudsman	30,469,620	30,469,620	28,597,079	-1,872,541	-1,872,541
TOTAL	Office of the Ombudsman	30,469,620	30,469,620	28,597,079	-1,872,541	-1,872,541

**STATEMENT OF RECURRENT EXPENDITURE FOR THE YEAR ENDED 31 MARCH , 2019
AS COMPARED WITH THE ESTIMATES**

(Figures in Pula)

MIN DEPT PARENT A/C CHILD A/C	DETAILS	APPROVED ESTIMATES	WARRANTED PROVISION	ACTUAL EXPENDITURE	EXPENDITURE OVER + OR UNDER - APPROVED ESTIMATES	EXPENDITURE OVER + OR UNDER - WARRANTED PROVISION
1800	Ministry of Land Management, Water and Sanitation Services					
1801	Headquarters (MLWS)					
00110	Salaries and Allowances					
00111	Basic Salary	36,645,280	38,065,635	38,112,452	1,467,172	46,817
00112	Allowances (Salaries and Wages)	3,274,020	5,414,020	5,370,694	2,096,674	-43,326
00114	Casual Labour (Salaries and Allowances)	24,180	36,220	15,212	-8,968	-21,008
00115	Temporary Assistance (Salaries and Allowances)	670,450	7,441,756	7,232,620	6,562,170	-209,137
00118	Training Post Allowances	10	10	0	-10	-10
00124	Leave Travel Concession	90,000	147,453	126,629	36,629	-20,824
00125	Leave Encashment	10	10	0	-10	-10
00132	Minister's Maids/Gardener's refunds	35,000	90,000	57,492	22,492	-32,508
00139	Overtime Allowances	0	759,750	729,259	729,259	-30,491
Total Parent Account	00110	40,738,950	51,954,854	51,644,357	10,905,407	-310,497
00160	Pensions, Gratuities and Compensations					
00164	Gratuities - Contract Officers	1,536,736	1,455,390	1,428,278	-108,458	-27,112
Total Parent Account	00160	1,536,736	1,455,390	1,428,278	-108,458	-27,112
00200	Travelling and Transport (Internal)					
00201	Transportation Costs (Internal Travel)	469,680	916,496	766,899	297,219	-149,597
00202	Subsistence Costs (Internal Travel)	1,634,730	8,473,786	7,227,741	5,593,011	-1,246,045
00203	Freight (Internal Travel)	0	3,832	1,062	1,062	-2,770
00204	Petrol, Oil and Lubricants (Internal Travel)	933,910	1,108,234	1,108,234	174,324	0
00206	Hire Charges	102,760	10	0	-102,760	-10
00207	Accidents Charges	57,140	0	0	-57,140	0
00208	Driver Charges	12,220	0	0	-12,220	0
Total Parent Account	00200	3,210,440	10,502,358	9,103,936	5,893,496	-1,398,422
00300	Travelling and Transport (External)					
00301	Transportation Costs (External Travel)	271,340	580,808	445,390	174,050	-135,418
00302	Subsistence Costs (External Travel)	398,770	752,396	514,383	115,613	-238,013
Total Parent Account	00300	670,110	1,333,204	959,773	289,663	-373,431
00400	General Expenses and Supplies					
00401	Advertising and Publicity	170,000	394,350	389,419	219,419	-4,931
00405	Domestic and Household Requisites	180,000	911,150	869,984	689,984	-41,165
00409	Incidental Expenses (General Expenses)	140,000	931,733	854,802	714,802	-76,931
00414	Office Supplies (General Expenses and Supplies)	540,000	1,615,973	1,468,810	928,810	-147,162
00417	Postal Charges (General Expenses and Supplies)	1,102,000	2,818,385	2,797,000	1,695,000	-21,385
00421	Recruitment Expenses	500,000	739,861	717,854	217,854	-22,007
00422	Service Charges	2,599,820	6,505,818	6,237,138	3,637,318	-268,680
00423	Uniforms and Protective Clothing	117,340	226,646	220,884	103,544	-5,762
00432	Printing Charges	522,000	419,623	408,931	-113,069	-10,692
Total Parent Account	00400	5,871,160	14,563,538	13,964,823	8,093,663	-598,715

**STATEMENT OF RECURRENT EXPENDITURE FOR THE YEAR ENDED 31 MARCH , 2019
AS COMPARED WITH THE ESTIMATES**

(Figures in Pula)

MIN DEPT PARENT A/C CHILD A/C	DETAILS	APPROVED ESTIMATES	WARRANTED PROVISION	ACTUAL EXPENDITURE	EXPENDITURE OVER + OR UNDER - APPROVED ESTIMATES	EXPENDITURE OVER + OR UNDER - WARRANTED PROVISION
1800	Ministry of Land Management, Water and Sanitation Services					
1801	Headquarters (MLWS)					
00500	Departmental Services					
00527	Payment to Witnesses	0	10	0	0	-10
00541	Stores	5,000	0	0	-5,000	0
00572	Rents:Offices	14,813,874	23,773,729	23,408,168	8,594,294	-365,561
Total Parent Account	00500	14,818,874	23,773,739	23,408,168	8,589,294	-365,571
00700	Maintenance and Running (Equipment)					
00704	Camping Equipment	0	10	0	0	-10
00707	Fire Fighting Equipment (Maint. and Running- Equip.)	0	3,797	3,797	3,797	0
00712	Office Equipment (Maintenance and Running Equip.)	40,150	127,291	122,110	81,960	-5,180
00714	Recording and Visual Aid Equipment	30,550	52,309	52,309	21,759	0
00717	Sub-Contracted Repairs	1,293,410	1,408,559	1,273,160	-20,250	-135,399
00718	Vehicles and Plant Maintenance	20,000	9,119	9,119	-10,881	0
00724	Computer Systems Consumables	0	3,897,976	3,821,369	3,821,369	-76,607
00725	Computer Systems Maintenance	226,030	3,042,617	3,016,794	2,790,764	-25,823
Total Parent Account	00700	1,610,140	8,541,677	8,298,658	6,688,518	-243,019
00800	Maintenance and Running Expenses (Other)					
00803	Buildings (Maint and Running Exp - Other)	2,389,000	989,979	968,830	-1,420,170	-21,149
00805	Furniture (Maint and Running Exp - Other)	6,900	1,927	1,927	-4,973	0
00806	Grounds (Maint and Running Exp - Other)	13,000	0	0	-13,000	0
00814	Minor Works (Maint and Running Exp - Other)	10,000	38,391	38,391	28,391	0
Total Parent Account	00800	2,418,900	1,030,297	1,009,148	-1,409,752	-21,149
00900	Institutional Running Expenses					
00902	Books, Library and Texts	0	84,834	66,697	66,697	-18,137
Total Parent Account	00900	0	84,834	66,697	66,697	-18,137
01100	Government Hospitality					
01101	Official Receptions	25,000	0	0	-25,000	0
Total Parent Account	01100	25,000	0	0	-25,000	0
01200	Training					
01201	Allowances (Training)	1,054,520	364,739	335,455	-719,065	-29,284
01202	Courses (Training)	918,840	962,475	918,817	-24	-43,658
01212	In Service Training Unit	7,049,060	6,517,472	6,408,269	-640,791	-109,203
01217	Performance Management System	1,274,850	1,457,707	1,401,467	126,617	-56,240
Total Parent Account	01200	10,297,270	9,302,392	9,064,007	-1,233,263	-238,385
01300	Councils, Conferences and Exhibitions					
01362	Land Tribunal	22,500,000	589,394	589,394	-21,910,606	0
01364	Local Authorities Public Accounts committee	165,200	188,966	188,966	23,766	0

**STATEMENT OF RECURRENT EXPENDITURE FOR THE YEAR ENDED 31 MARCH , 2019
AS COMPARED WITH THE ESTIMATES**

(Figures in Pula)

MIN DEPT PARENT A/C CHILD A/C	DETAILS	APPROVED ESTIMATES	WARRANTED PROVISION	ACTUAL EXPENDITURE	EXPENDITURE OVER + OR UNDER - APPROVED ESTIMATES	EXPENDITURE OVER + OR UNDER - WARRANTED PROVISION
1800	Ministry of Land Management, Water and Sanitation Services					
1801	Headquarters (MLWS)					
01300	Councils, Conferences and Exhibitions					
01422	Seminars and Workshops committee Conferences	257,500	1,822,049	1,736,489	1,478,989	-85,560
01438	Trade Fairs Agricultural Shows and Exhibitions	70,000	251,140	209,584	139,584	-41,556
	Total Parent Account 01300	22,992,700	2,851,550	2,724,434	-20,268,266	-127,116
01700	Grants Subventions and Other Payments					
01899	Revenue Support Grant, Local Authorities	529,968,640	529,886,069	529,457,154	-511,486	-428,915
01967	Workmen's Compensation	10	235,010	231,196	231,186	-3,815
	Total Parent Account 01700	529,968,650	530,121,079	529,688,349	-280,301	-432,730
04300	Special Expenditure					
04309	Camping and Weather Protection Equipment	0	10	0	0	-10
04314	Furniture and Equipment	20,000	667,561	623,086	603,086	-44,475
04321	Office Equipment (Special Expenditure)	10,000	0	0	-10,000	0
04327	Recording and Broadcasting Equip.(Special Expenditure)	20,000	20,000	16,324	-3,676	-3,676
04333	Vehicles (Special Expenditure)	3,164,730	0	0	-3,164,730	0
04349	Computer Replacement	10	10	0	-10	-10
	Total Parent Account 04300	3,214,740	687,581	639,410	-2,575,330	-48,171
1803	Department of Surveys and Mapping					
00110	Salaries and Allowances					
00111	Basic Salary	23,120,770	23,120,770	22,596,901	-523,869	-523,869
00112	Allowances (Salaries and Wages)	2,920,370	4,620,370	4,728,275	1,807,905	107,905
00114	Casual Labour (Salaries and Allowances)	30,900	30,900	41,383	10,483	10,483
00115	Temporary Assistance (Salaries and Allowances)	245,500	273,500	182,675	-62,825	-90,825
00118	Training Post Allowances	10	10	0	-10	-10
00124	Leave Travel Concession	123,610	123,610	113,034	-10,576	-10,576
00139	Overtime Allowances	0	186,500	210,054	210,054	23,554
	Total Parent Account 00110	26,441,160	28,355,660	27,872,323	1,431,163	-483,337
00200	Travelling and Transport (Internal)					
00201	Transportation Costs (Internal Travel)	75,000	126,000	102,154	27,154	-23,846
00202	Subsistence Costs (Internal Travel)	475,950	917,397	761,519	285,569	-155,878
00204	Petrol, Oil and Lubricants (Internal Travel)	604,950	398,950	338,167	-266,783	-60,783
00206	Hire Charges	386,500	0	0	-386,500	0
00207	Accidents Charges	21,370	0	0	-21,370	0
00208	Driver Charges	11,860	0	0	-11,860	0
	Total Parent Account 00200	1,575,630	1,442,347	1,201,839	-373,791	-240,507

**STATEMENT OF RECURRENT EXPENDITURE FOR THE YEAR ENDED 31 MARCH , 2019
AS COMPARED WITH THE ESTIMATES**

(Figures in Pula)

MIN DEPT PARENT A/C CHILD A/C	DETAILS	APPROVED ESTIMATES	WARRANTED PROVISION	ACTUAL EXPENDITURE	EXPENDITURE OVER + OR UNDER - APPROVED ESTIMATES	EXPENDITURE OVER + OR UNDER - WARRANTED PROVISION
1800	Ministry of Land Management, Water and Sanitation Services					
1803	Department of Surveys and Mapping					
00300	Travelling and Transport (External)					
00301	Transportation Costs (External Travel)	50,000	50,000	37,638	-12,362	-12,362
00302	Subsistence Costs (External Travel)	150,000	120,000	97,523	-52,477	-22,477
Total Parent Account	00300	200,000	170,000	135,161	-64,839	-34,839
00400	General Expenses and Supplies					
00401	Advertising and Publicity	19,050	16,794	16,680	-2,370	-114
00405	Domestic and Household Requisites	160,000	240,000	216,675	56,675	-23,325
00409	Incidental Expenses (General Expenses)	44,060	81,369	75,273	31,213	-6,096
00414	Office Supplies (General Expenses and Supplies)	400,000	365,691	336,698	-63,302	-28,993
00417	Postal Charges (General Expenses and Supplies)	303,750	558,750	415,517	111,767	-143,233
00422	Service Charges	800,000	1,484,335	1,484,335	684,335	0
00423	Uniforms and Protective Clothing	120,030	116,811	115,285	-4,745	-1,526
00432	Printing Charges	170,830	170,830	158,691	-12,140	-12,140
Total Parent Account	00400	2,017,720	3,034,580	2,819,152	801,432	-215,428
00500	Departmental Services					
00542	Survey and Mapping Contracts	371,400	260,411	249,526	-121,874	-10,885
00543	Survey Materials	20,000	7,008	6,973	-13,027	-35
00558	Printing of Maps	40,000	20,000	8,012	-31,988	-11,988
Total Parent Account	00500	431,400	287,419	264,511	-166,889	-22,908
00700	Maintenance and Running (Equipment)					
00704	Camping Equipment	5,000	50,000	0	-5,000	-50,000
00707	Fire Fighting Equipment (Maint. and Running- Equip.)	5,000	5,000	4,982	-18	-18
00712	Office Equipment (Maintenance and Running Equip.)	10,000	46,097	45,999	35,999	-98
00716	Static Plant	5,000	18,984	18,980	13,980	-4
00724	Computer Systems Consumables	120,000	172,954	170,612	50,612	-2,342
00736	Maintenance of Special Equipment	2,400,000	2,795,451	2,663,356	263,356	-132,095
Total Parent Account	00700	2,545,000	3,088,486	2,903,929	358,929	-184,557
00800	Maintenance and Running Expenses (Other)					
00803	Buildings (Maint and Running Exp - Other)	5,000	97,000	85,224	80,224	-11,776
00806	Grounds (Maint and Running Exp - Other)	5,830	5,830	2,469	-3,361	-3,361
00818	Border Fences (Maint and Running Exp - Other)	2,300,000	1,005,000	1,000,512	-1,299,488	-4,488
Total Parent Account	00800	2,310,830	1,107,830	1,088,205	-1,222,625	-19,625
01200	Training					
01202	Courses (Training)	213,140	186,074	129,185	-83,956	-56,889
01217	Performance Management System	0	600	600	600	0

**STATEMENT OF RECURRENT EXPENDITURE FOR THE YEAR ENDED 31 MARCH , 2019
AS COMPARED WITH THE ESTIMATES**

(Figures in Pula)

MIN DEPT PARENT A/C CHILD A/C	DETAILS	APPROVED ESTIMATES	WARRANTED PROVISION	ACTUAL EXPENDITURE	EXPENDITURE OVER + OR UNDER - APPROVED ESTIMATES	EXPENDITURE OVER + OR UNDER - WARRANTED PROVISION
1800	Ministry of Land Management, Water and Sanitation Services					
1803	Department of Surveys and Mapping					
01200	Training					
Total Parent Account	01200	213,140	186,674	129,785	-83,356	-56,889
01300	Councils, Conferences and Exhibitions					
01395	Place Names Commission	20,000	9,072	9,072	-10,928	0
01422	Seminars and Workshops committee Conferences	140,000	115,522	110,188	-29,812	-5,333
01438	Trade Fairs Agricultural Shows and Exhibitions	65,000	80,000	75,025	10,025	-4,975
01458	Land Survey Board	20,600	20,600	19,547	-1,053	-1,053
Total Parent Account	01300	245,600	225,194	213,833	-31,768	-11,361
01700	Grants Subventions and Other Payments					
01895	Regional Centre for Surveys and Mapping	800,000	1,739,945	1,684,134	884,134	-55,812
Total Parent Account	01700	800,000	1,739,945	1,684,134	884,134	-55,812
04300	Special Expenditure					
04303	Air Conditioners	0	50,000	41,606	41,606	-8,394
04309	Camping and Weather Protection Equipment	70,000	70,000	67,710	-2,290	-2,290
04314	Furniture and Equipment	50,000	42,489	42,475	-7,525	-14
04321	Office Equipment (Special Expenditure)	4,610	0	0	-4,610	0
04349	Computer Replacement	0	265,000	219,633	219,633	-45,367
Total Parent Account	04300	124,610	427,489	371,423	246,813	-56,066
1804	Department of Town and Country Planning					
00110	Salaries and Allowances					
00111	Basic Salary	18,841,360	16,641,360	16,562,082	-2,279,279	-79,279
00112	Allowances (Salaries and Wages)	1,400,000	3,200,000	3,288,390	1,888,390	88,390
00114	Casual Labour (Salaries and Allowances)	4,260	3,060	1,169	-3,091	-1,891
00115	Temporary Assistance (Salaries and Allowances)	500,000	650,000	613,736	113,736	-36,264
00124	Leave Travel Concession	100,000	88,000	73,024	-26,976	-14,976
00139	Overtime Allowances	0	150,000	75,073	75,073	-74,927
Total Parent Account	00110	20,845,620	20,732,420	20,613,474	-232,146	-118,946
00200	Travelling and Transport (Internal)					
00201	Transportation Costs (Internal Travel)	200,000	220,000	209,021	9,021	-10,979
00202	Subsistence Costs (Internal Travel)	900,000	1,590,033	1,567,846	667,846	-22,188
00204	Petrol, Oil and Lubricants (Internal Travel)	450,000	100,000	98,174	-351,826	-1,826
00206	Hire Charges	40,000	0	0	-40,000	0
00207	Accidents Charges	6,000	0	0	-6,000	0
00208	Driver Charges	4,000	0	0	-4,000	0
Total Parent Account	00200	1,600,000	1,910,033	1,875,040	275,040	-34,993

**STATEMENT OF RECURRENT EXPENDITURE FOR THE YEAR ENDED 31 MARCH , 2019
AS COMPARED WITH THE ESTIMATES**

(Figures in Pula)

MIN DEPT PARENT A/C CHILD A/C	DETAILS	APPROVED ESTIMATES	WARRANTED PROVISION	ACTUAL EXPENDITURE	EXPENDITURE OVER + OR UNDER - APPROVED ESTIMATES	EXPENDITURE OVER + OR UNDER - WARRANTED PROVISION
1800	Ministry of Land Management, Water and Sanitation Services					
1804	Department of Town and Country Planning					
00300	Travelling and Transport (External)					
00301	Transportation Costs (External Travel)	100,000	100,000	97,065	-2,935	-2,935
00302	Subsistence Costs (External Travel)	200,000	200,000	147,107	-52,893	-52,893
Total Parent Account	00300	300,000	300,000	244,172	-55,828	-55,828
00400	General Expenses and Supplies					
00401	Advertising and Publicity	60,000	60,000	56,568	-3,432	-3,432
00405	Domestic and Household Requisites	200,000	170,000	167,466	-32,534	-2,534
00409	Incidental Expenses (General Expenses)	120,000	489,000	482,916	362,916	-6,084
00414	Office Supplies (General Expenses and Supplies)	174,000	192,000	187,692	13,692	-4,308
00417	Postal Charges (General Expenses and Supplies)	250,000	208,000	206,277	-43,723	-1,723
00422	Service Charges	500,000	1,038,000	1,035,775	535,775	-2,225
00423	Uniforms and Protective Clothing	70,000	50,600	50,182	-19,818	-418
00432	Printing Charges	190,000	141,400	137,193	-52,807	-4,207
Total Parent Account	00400	1,564,000	2,349,000	2,324,069	760,069	-24,931
00700	Maintenance and Running (Equipment)					
00707	Fire Fighting Equipment (Maint. and Running- Equip.)	10,000	0	0	-10,000	0
00712	Office Equipment (Maintenance and Running Equip.)	40,000	25,000	22,872	-17,128	-2,128
00724	Computer Systems Consumables	600,000	995,500	988,615	388,615	-6,885
Total Parent Account	00700	650,000	1,020,500	1,011,487	361,487	-9,013
00800	Maintenance and Running Expenses (Other)					
00805	Furniture (Maint and Running Exp - Other)	5,000	0	0	-5,000	0
00806	Grounds (Maint and Running Exp - Other)	3,000	0	0	-3,000	0
Total Parent Account	00800	8,000	0	0	-8,000	0
01200	Training					
01201	Allowances (Training)	9,230	9,230	7,910	-1,320	-1,320
01202	Courses (Training)	276,880	268,880	268,311	-8,569	-569
Total Parent Account	01200	286,110	278,110	276,221	-9,889	-1,889
01300	Councils, Conferences and Exhibitions					
01422	Seminars and Workshops committee Conferences	180,000	330,000	310,722	130,722	-19,279
01438	Trade Fairs Agricultural Shows and Exhibitions	50,000	39,000	38,808	-11,192	-192
Total Parent Account	01300	230,000	369,000	349,530	119,530	-19,470
04300	Special Expenditure					
04309	Camping and Weather Protection Equipment	63,490	0	0	-63,490	0
04314	Furniture and Equipment	100,000	38,900	38,847	-61,153	-53
04349	Computer Replacement	0	49,290	49,250	49,250	-40

**STATEMENT OF RECURRENT EXPENDITURE FOR THE YEAR ENDED 31 MARCH , 2019
AS COMPARED WITH THE ESTIMATES**

(Figures in Pula)

MIN DEPT PARENT A/C CHILD A/C	DETAILS	APPROVED ESTIMATES	WARRANTED PROVISION	ACTUAL EXPENDITURE	EXPENDITURE OVER + OR UNDER - APPROVED ESTIMATES	EXPENDITURE OVER + OR UNDER - WARRANTED PROVISION
1800	Ministry of Land Management, Water and Sanitation Services					
1804	Department of Town and Country Planning					
04300	Special Expenditure					
Total Parent Account	04300	163,490	88,190	88,097	-75,393	-93
1805	Department of Lands					
00110	Salaries and Allowances					
00111	Basic Salary	13,994,220	12,849,220	12,940,493	-1,053,727	91,273
00112	Allowances (Salaries and Wages)	1,500,000	2,195,000	2,295,425	795,425	100,425
00114	Casual Labour (Salaries and Allowances)	500	500	130	-370	-370
00115	Temporary Assistance (Salaries and Allowances)	500,000	1,198,620	1,198,620	698,620	0
00124	Leave Travel Concession	71,040	71,040	56,016	-15,024	-15,024
00125	Leave Encashment	10	25,010	25,007	24,997	-3
00139	Overtime Allowances	0	255,000	259,558	259,558	4,558
Total Parent Account	00110	16,065,770	16,594,390	16,775,248	709,478	180,858
00200	Travelling and Transport (Internal)					
00201	Transportation Costs (Internal Travel)	100,000	275,000	241,282	141,282	-33,718
00202	Subsistence Costs (Internal Travel)	1,500,000	2,370,000	2,133,790	633,790	-236,210
00204	Petrol, Oil and Lubricants (Internal Travel)	244,700	244,700	0	-244,700	-244,700
00206	Hire Charges	400,000	60,000	23,346	-376,654	-36,654
00207	Accidents Charges	3,000	0	0	-3,000	0
00208	Driver Charges	10	10	0	-10	-10
Total Parent Account	00200	2,247,710	2,949,710	2,398,417	150,707	-551,293
00300	Travelling and Transport (External)					
00301	Transportation Costs (External Travel)	35,000	28,000	27,523	-7,477	-477
00302	Subsistence Costs (External Travel)	140,000	140,000	117,970	-22,030	-22,030
Total Parent Account	00300	175,000	168,000	145,493	-29,507	-22,507
00400	General Expenses and Supplies					
00401	Advertising and Publicity	50,000	132,106	107,568	57,568	-24,539
00405	Domestic and Household Requisites	200,000	369,659	368,732	168,732	-927
00409	Incidental Expenses (General Expenses)	90,000	280,000	263,970	173,970	-16,030
00414	Office Supplies (General Expenses and Supplies)	350,000	646,000	605,178	255,178	-40,822
00417	Postal Charges (General Expenses and Supplies)	150,000	793,076	793,276	643,276	200
00422	Service Charges	500,000	795,000	794,393	294,393	-607
00423	Uniforms and Protective Clothing	50,000	54,000	53,451	3,451	-549
00432	Printing Charges	80,000	80,000	77,892	-2,108	-2,108
Total Parent Account	00400	1,470,000	3,149,841	3,064,460	1,594,460	-85,381

**STATEMENT OF RECURRENT EXPENDITURE FOR THE YEAR ENDED 31 MARCH , 2019
AS COMPARED WITH THE ESTIMATES**

(Figures in Pula)

MIN DEPT PARENT A/C CHILD A/C	DETAILS	APPROVED ESTIMATES	WARRANTED PROVISION	ACTUAL EXPENDITURE	EXPENDITURE OVER + OR UNDER - APPROVED ESTIMATES	EXPENDITURE OVER + OR UNDER - WARRANTED PROVISION
1800	Ministry of Land Management, Water and Sanitation Services					
1805	Department of Lands					
00500	Departmental Services					
00523	Lease of Land	3,950,000	4,443,150	4,443,148	493,148	-2
00541	Stores	500	500	0	-500	-500
00542	Survey and Mapping Contracts	7,000	1,160	150	-6,850	-1,010
00571	Office Partitioning (Department of Housing only)	14,000,000	7,113,440	6,746,097	-7,253,903	-367,343
00611	Revenue Refunds	200,000	172,881	194,883	-5,117	22,002
Total Parent Account	00500	18,157,500	11,731,131	11,384,277	-6,773,223	-346,853
00700	Maintenance and Running (Equipment)					
00704	Camping Equipment	10	10	0	-10	-10
00712	Office Equipment (Maintenance and Running Equip.)	10,000	0	0	-10,000	0
00724	Computer Systems Consumables	40,000	82,033	82,033	42,033	0
00736	Maintenance of Special Equipment	580,000	180,000	173,067	-406,933	-6,933
Total Parent Account	00700	630,010	262,043	255,099	-374,911	-6,943
00800	Maintenance and Running Expenses (Other)					
00803	Buildings (Maint and Running Exp - Other)	5,000	0	0	-5,000	0
Total Parent Account	00800	5,000	0	0	-5,000	0
01200	Training					
01201	Allowances (Training)	25,000	7,500	7,080	-17,920	-420
01202	Courses (Training)	200,000	164,415	164,415	-35,585	0
01207	Materials (Training)	10	10	0	-10	-10
Total Parent Account	01200	225,010	171,925	171,495	-53,515	-430
01300	Councils, Conferences and Exhibitions					
01362	Land Tribunal	150,000	139,925	139,925	-10,075	0
01422	Seminars and Workshops committee Conferences	200,000	502,413	492,316	292,316	-10,096
01429	State Land Advisory and Allocation committee	10	10,586	10,586	10,576	0
Total Parent Account	01300	350,010	652,924	642,827	292,817	-10,096
01700	Grants Subventions and Other Payments					
01795	Contribution in Lieu of Rates	21,206,790	357,350	2,350	-21,204,440	-355,000
Total Parent Account	01700	21,206,790	357,350	2,350	-21,204,440	-355,000
04300	Special Expenditure					
04314	Furniture and Equipment	118,890	291,550	268,618	149,728	-22,932
04317	Household and Domestic Equip	5,000	5,000	3,820	-1,180	-1,180
04321	Office Equipment (Special Expenditure)	100,000	0	0	-100,000	0
04349	Computer Replacement	370,000	370,000	343,983	-26,017	-26,017
Total Parent Account	04300	593,890	666,550	616,421	22,531	-50,129

**STATEMENT OF RECURRENT EXPENDITURE FOR THE YEAR ENDED 31 MARCH , 2019
AS COMPARED WITH THE ESTIMATES**

(Figures in Pula)

MIN DEPT PARENT A/C CHILD A/C	DETAILS	APPROVED ESTIMATES	WARRANTED PROVISION	ACTUAL EXPENDITURE	EXPENDITURE OVER + OR UNDER - APPROVED ESTIMATES	EXPENDITURE OVER + OR UNDER - WARRANTED PROVISION
1800	Ministry of Land Management, Water and Sanitation Services					
1806	Deeds Registry					
00110	Salaries and Allowances					
00111	Basic Salary	7,350,990	7,350,990	7,135,307	-215,683	-215,683
00112	Allowances (Salaries and Wages)	251,370	1,151,370	1,052,260	800,890	-99,110
00114	Casual Labour (Salaries and Allowances)	2,200	2,200	1,949	-252	-252
00115	Temporary Assistance (Salaries and Allowances)	84,650	350,050	246,055	161,405	-103,995
00118	Training Post Allowances	10	10	0	-10	-10
00124	Leave Travel Concession	30,000	30,000	29,914	-86	-86
00125	Leave Encashment	10	10	0	-10	-10
00139	Overtime Allowances	0	58,112	56,242	56,242	-1,870
Total Parent Account	00110	7,719,230	8,942,742	8,521,726	802,496	-421,016
00200	Travelling and Transport (Internal)					
00201	Transportation Costs (Internal Travel)	75,330	133,330	127,843	52,513	-5,487
00202	Subsistence Costs (Internal Travel)	260,000	810,000	752,784	492,784	-57,216
00204	Petrol, Oil and Lubricants (Internal Travel)	91,770	36,770	25,915	-65,855	-10,855
00206	Hire Charges	23,750	3,750	0	-23,750	-3,750
00207	Accidents Charges	5,200	500	0	-5,200	-500
00208	Driver Charges	3,950	1,909	130	-3,820	-1,779
Total Parent Account	00200	460,000	986,259	906,672	446,672	-79,587
00300	Travelling and Transport (External)					
00301	Transportation Costs (External Travel)	34,770	45,811	25,811	-8,959	-20,000
00302	Subsistence Costs (External Travel)	50,000	80,000	66,286	16,286	-13,714
Total Parent Account	00300	84,770	125,811	92,098	7,328	-33,714
00400	General Expenses and Supplies					
00401	Advertising and Publicity	20,230	65,730	64,509	44,279	-1,221
00405	Domestic and Household Requisites	124,670	151,485	144,389	19,719	-7,096
00409	Incidental Expenses (General Expenses)	20,000	55,000	51,091	31,091	-3,909
00414	Office Supplies (General Expenses and Supplies)	230,700	239,757	239,307	8,607	-450
00417	Postal Charges (General Expenses and Supplies)	83,560	150,550	150,036	66,476	-514
00422	Service Charges	900,000	884,170	884,170	-15,830	0
00423	Uniforms and Protective Clothing	13,000	13,000	7,486	-5,514	-5,514
00432	Printing Charges	1,309,830	225,797	223,491	-1,086,339	-2,306
Total Parent Account	00400	2,701,990	1,785,488	1,764,478	-937,512	-21,009
00500	Departmental Services					
00625	Refund of Transfer Duties	30,000	42,316	42,316	12,316	0
Total Parent Account	00500	30,000	42,316	42,316	12,316	0

**STATEMENT OF RECURRENT EXPENDITURE FOR THE YEAR ENDED 31 MARCH , 2019
AS COMPARED WITH THE ESTIMATES**

(Figures in Pula)

MIN DEPT PARENT A/C CHILD A/C	DETAILS	APPROVED ESTIMATES	WARRANTED PROVISION	ACTUAL EXPENDITURE	EXPENDITURE OVER + OR UNDER - APPROVED ESTIMATES	EXPENDITURE OVER + OR UNDER - WARRANTED PROVISION
1800	Ministry of Land Management, Water and Sanitation Services					
1806	Deeds Registry					
00700	Maintenance and Running (Equipment)					
00707	Fire Fighting Equipment (Maint. and Running- Equip.)	2,500	1,000	0	-2,500	-1,000
00712	Office Equipment (Maintenance and Running Equip.)	2,000	500	0	-2,000	-500
Total Parent Account	00700	4,500	1,500	0	-4,500	-1,500
00800	Maintenance and Running Expenses (Other)					
00803	Buildings (Maint and Running Exp - Other)	24,090	142,790	138,963	114,873	-3,827
00806	Grounds (Maint and Running Exp - Other)	50,000	10	0	-50,000	-10
Total Parent Account	00800	74,090	142,800	138,963	64,873	-3,837
01200	Training					
01201	Allowances (Training)	37,980	28,980	28,694	-9,286	-286
01202	Courses (Training)	78,000	78,000	76,893	-1,107	-1,107
01217	Performance Management System	50,000	30,000	27,550	-22,450	-2,450
Total Parent Account	01200	165,980	136,980	133,137	-32,843	-3,843
01300	Councils, Conferences and Exhibitions					
01422	Seminars and Workshops committee Conferences	120,000	180,979	163,928	43,928	-17,051
Total Parent Account	01300	120,000	180,979	163,928	43,928	-17,051
04300	Special Expenditure					
04314	Furniture and Equipment	80,000	80,000	66,722	-13,278	-13,278
04321	Office Equipment (Special Expenditure)	43,000	43,000	0	-43,000	-43,000
04349	Computer Replacement	54,010	54,010	46,921	-7,089	-7,089
Total Parent Account	04300	177,010	177,010	113,643	-63,367	-63,367
1808	Department of Project Management Office					
00110	Salaries and Allowances					
00111	Basic Salary	4,540,600	4,793,600	4,141,401	-399,199	-652,199
00112	Allowances (Salaries and Wages)	410,440	1,260,440	1,297,316	886,876	36,876
00114	Casual Labour (Salaries and Allowances)	3,000	5,600	5,196	2,196	-404
00115	Temporary Assistance (Salaries and Allowances)	20,000	71,600	66,206	46,206	-5,394
00118	Training Post Allowances	10,000	0	0	-10,000	0
00124	Leave Travel Concession	10,000	25,000	19,415	9,415	-5,585
00139	Overtime Allowances	0	40,000	38,722	38,722	-1,278
Total Parent Account	00110	4,994,040	6,196,240	5,568,256	574,216	-627,984
00200	Travelling and Transport (Internal)					
00201	Transportation Costs (Internal Travel)	50,000	50,000	47,601	-2,399	-2,399
00202	Subsistence Costs (Internal Travel)	360,000	250,000	169,036	-190,964	-80,964
00204	Petrol, Oil and Lubricants (Internal Travel)	150,000	30,800	26,186	-123,814	-4,614
00206	Hire Charges	50,000	0	0	-50,000	0

**STATEMENT OF RECURRENT EXPENDITURE FOR THE YEAR ENDED 31 MARCH , 2019
AS COMPARED WITH THE ESTIMATES**

(Figures in Pula)

MIN DEPT PARENT A/C CHILD A/C	DETAILS	APPROVED ESTIMATES	WARRANTED PROVISION	ACTUAL EXPENDITURE	EXPENDITURE OVER + OR UNDER - APPROVED ESTIMATES	EXPENDITURE OVER + OR UNDER - WARRANTED PROVISION
1800	Ministry of Land Management, Water and Sanitation Services					
1808	Department of Project Management Office					
00200	Travelling and Transport (Internal)					
Total Parent Account	00200	610,000	330,800	242,823	-367,177	-87,977
00300	Travelling and Transport (External)					
00301	Transportation Costs (External Travel)	60,000	60,000	29,054	-30,946	-30,946
00302	Subsistence Costs (External Travel)	80,000	80,000	45,071	-34,929	-34,929
Total Parent Account	00300	140,000	140,000	74,125	-65,875	-65,875
00400	General Expenses and Supplies					
00401	Advertising and Publicity	35,000	35,000	29,900	-5,100	-5,100
00405	Domestic and Household Requisites	80,000	101,000	100,729	20,729	-272
00409	Incidental Expenses (General Expenses)	35,000	65,000	63,934	28,934	-1,066
00414	Office Supplies (General Expenses and Supplies)	100,000	140,000	133,890	33,890	-6,110
00417	Postal Charges (General Expenses and Supplies)	100,000	150,000	145,637	45,637	-4,363
00422	Service Charges	120,000	221,868	215,915	95,915	-5,953
00423	Uniforms and Protective Clothing	20,000	18,754	13,204	-6,796	-5,550
00432	Printing Charges	30,000	25,004	15,809	-14,191	-9,195
Total Parent Account	00400	520,000	756,626	719,018	199,018	-37,609
00700	Maintenance and Running (Equipment)					
00712	Office Equipment (Maintenance and Running Equip.)	21,000	0	0	-21,000	0
00724	Computer Systems Consumables	50,000	50,000	26,941	-23,059	-23,059
Total Parent Account	00700	71,000	50,000	26,941	-44,059	-23,059
01200	Training					
01201	Allowances (Training)	50,000	50,000	35,755	-14,245	-14,245
01202	Courses (Training)	50,000	50,000	73,213	23,213	23,213
Total Parent Account	01200	100,000	100,000	108,968	8,968	8,968
01300	Councils, Conferences and Exhibitions					
01422	Seminars and Workshops committee Conferences	98,000	68,000	59,684	-38,316	-8,316
Total Parent Account	01300	98,000	68,000	59,684	-38,316	-8,316
04300	Special Expenditure					
04314	Furniture and Equipment	24,980	19,354	9,677	-15,303	-9,677
Total Parent Account	04300	24,980	19,354	9,677	-15,303	-9,677
1809	Department of Water and Sanitation					
00110	Salaries and Allowances					
00111	Basic Salary	74,724,340	67,404,340	67,258,998	-7,465,342	-145,342
00112	Allowances (Salaries and Wages)	12,768,910	17,668,910	17,607,710	4,838,800	-61,200
00114	Casual Labour (Salaries and Allowances)	75,000	0	0	-75,000	0

**STATEMENT OF RECURRENT EXPENDITURE FOR THE YEAR ENDED 31 MARCH , 2019
AS COMPARED WITH THE ESTIMATES**

(Figures in Pula)

MIN DEPT PARENT A/C CHILD A/C	DETAILS	APPROVED ESTIMATES	WARRANTED PROVISION	ACTUAL EXPENDITURE	EXPENDITURE OVER + OR UNDER - APPROVED ESTIMATES	EXPENDITURE OVER + OR UNDER - WARRANTED PROVISION
1800	Ministry of Land Management, Water and Sanitation Services					
1809	Department of Water and Sanitation					
00110	Salaries and Allowances					
00115	Temporary Assistance (Salaries and Allowances)	805,590	1,628,590	1,450,245	644,655	-178,345
00124	Leave Travel Concession	404,080	404,080	353,761	-50,319	-50,319
00139	Overtime Allowances	0	1,021,000	970,732	970,732	-50,268
	Total Parent Account 00110	88,777,920	88,126,920	87,641,446	-1,136,474	-485,474
00200	Travelling and Transport (Internal)					
00201	Transportation Costs (Internal Travel)	1,200,000	1,080,000	786,748	-413,252	-293,252
00202	Subsistence Costs (Internal Travel)	3,700,000	5,174,190	4,521,514	821,514	-652,676
00203	Freight (Internal Travel)	1,200	0	0	-1,200	0
00204	Petrol, Oil and Lubricants (Internal Travel)	3,591,630	3,191,630	3,018,258	-573,372	-173,372
00206	Hire Charges	100,000	100,000	96,740	-3,260	-3,260
00207	Accidents Charges	54,000	10	0	-54,000	-10
00208	Driver Charges	6,000	6,000	1,602	-4,398	-4,398
	Total Parent Account 00200	8,652,830	9,551,830	8,424,863	-227,967	-1,126,967
00300	Travelling and Transport (External)					
00301	Transportation Costs (External Travel)	550,000	550,000	531,753	-18,247	-18,247
00302	Subsistence Costs (External Travel)	650,000	972,000	895,801	245,801	-76,199
	Total Parent Account 00300	1,200,000	1,522,000	1,427,554	227,554	-94,446
00400	General Expenses and Supplies					
00401	Advertising and Publicity	200,000	91,000	86,089	-113,911	-4,911
00405	Domestic and Household Requisites	553,410	540,027	528,302	-25,108	-11,725
00409	Incidental Expenses (General Expenses)	220,000	255,260	235,058	15,058	-20,202
00414	Office Supplies (General Expenses and Supplies)	460,000	502,314	463,057	3,057	-39,257
00417	Postal Charges (General Expenses and Supplies)	1,500,000	894,000	891,852	-608,148	-2,148
00422	Service Charges	7,534,430	9,932,941	9,895,763	2,361,333	-37,179
00423	Uniforms and Protective Clothing	450,000	442,592	430,793	-19,207	-11,799
00432	Printing Charges	200,000	170,000	162,497	-37,503	-7,503
	Total Parent Account 00400	11,117,840	12,828,134	12,693,410	1,575,570	-134,724
00500	Departmental Services					
00503	Consultancies (Investigation and Research)	2,000,000	2,100,000	2,074,468	74,468	-25,532
00521	Industrial Gases	225,000	191,615	178,142	-46,858	-13,473
00522	Laboratory Supplies	400,000	230,000	216,104	-183,896	-13,896
00541	Stores	20,000	20,000	15,109	-4,891	-4,891
00546	Library Books (Departmental Expenses)	150,000	148,626	145,151	-4,850	-3,475
	Total Parent Account 00500	2,795,000	2,690,241	2,628,973	-166,027	-61,267

**STATEMENT OF RECURRENT EXPENDITURE FOR THE YEAR ENDED 31 MARCH , 2019
AS COMPARED WITH THE ESTIMATES**

(Figures in Pula)

MIN DEPT PARENT A/C CHILD A/C	DETAILS	APPROVED ESTIMATES	WARRANTED PROVISION	ACTUAL EXPENDITURE	EXPENDITURE OVER + OR UNDER - APPROVED ESTIMATES	EXPENDITURE OVER + OR UNDER - WARRANTED PROVISION
1800	Ministry of Land Management, Water and Sanitation Services					
1809	Department of Water and Sanitation					
00700	Maintenance and Running (Equipment)					
00703	Barges,Boats and Ancillary	50,000	50,000	45,229	-4,771	-4,771
00704	Camping Equipment	25,000	9,460	9,460	-15,540	0
00705	Drilling Equipment	275,000	68,429	68,429	-206,571	0
00706	Electrical Equipment	150,000	45,300	44,406	-105,594	-894
00707	Fire Fighting Equipment (Maint. and Running- Equip.)	50,000	25,700	23,991	-26,009	-1,709
00708	Heavy Mobile Plant	150,000	45,902	45,902	-104,098	0
00711	Instruments	700,000	409,992	319,360	-380,641	-90,632
00712	Office Equipment (Maintenance and Running Equip.)	60,000	54,187	54,187	-5,813	0
00713	Radio and Transmitter Equipment	250,000	0	0	-250,000	0
00716	Static Plant	150,000	0	0	-150,000	0
00717	Sub-Contracted Repairs	2,334,550	1,683,539	1,457,312	-877,238	-226,228
00718	Vehicles and Plant Maintenance	1,296,510	1,140,160	1,016,897	-279,613	-123,263
00724	Computer Systems Consumables	837,530	146,530	138,568	-698,962	-7,962
00725	Computer Systems Maintenance	1,000,000	1,002,473	1,069,563	69,563	67,090
Total Parent Account	00700	7,328,590	4,681,671	4,293,303	-3,035,287	-388,368
00800	Maintenance and Running Expenses (Other)					
00804	Camps (Maint and Running Exp - Other)	260,000	232	197	-259,803	-35
00814	Minor Works (Maint and Running Exp - Other)	1,400,070	942,194	913,587	-486,483	-28,607
Total Parent Account	00800	1,660,070	942,426	913,784	-746,286	-28,642
01200	Training					
01201	Allowances (Training)	384,870	129,410	129,405	-255,465	-5
01202	Courses (Training)	477,310	145,310	144,913	-332,397	-397
Total Parent Account	01200	862,180	274,720	274,318	-587,862	-402
01300	Councils, Conferences and Exhibitions					
01422	Seminars and Workshops committee Conferences	500,000	555,200	522,718	22,718	-32,482
01438	Trade Fairs Agricultural Shows and Exhibitions	200,000	151,220	144,616	-55,384	-6,604
01444	Water Apportionment Board	120,000	173,990	153,128	33,128	-20,862
Total Parent Account	01300	820,000	880,410	820,462	462	-59,948
01700	Grants Subventions and Other Payments					
02047	Transboundary Water Resources	2,700,000	5,250,000	5,147,261	2,447,261	-102,739
02061	Water Conservation and Demand Management	1,000,000	802,000	627,505	-372,495	-174,495
Total Parent Account	01700	3,700,000	6,052,000	5,774,766	2,074,766	-277,235
04300	Special Expenditure					
04303	Air Conditioners	100,000	30,000	29,236	-70,764	-764
04307	Boats and Barges	700,000	0	0	-700,000	0
04309	Camping and Weather	250,000	1,565,355	1,294,755	1,044,755	-270,599

**STATEMENT OF RECURRENT EXPENDITURE FOR THE YEAR ENDED 31 MARCH , 2019
AS COMPARED WITH THE ESTIMATES**

(Figures in Pula)

MIN DEPT PARENT A/C CHILD A/C	DETAILS	APPROVED ESTIMATES	WARRANTED PROVISION	ACTUAL EXPENDITURE	EXPENDITURE OVER + OR UNDER - APPROVED ESTIMATES	EXPENDITURE OVER + OR UNDER - WARRANTED PROVISION
1800	Ministry of Land Management, Water and Sanitation Services					
1809	Department of Water and Sanitation					
04300	Special Expenditure					
	Protection Equipment					
04312	Field Instruments	1,000,000	151,943	151,943	-848,058	0
04314	Furniture and Equipment	276,820	276,820	221,101	-55,719	-55,719
04318	Laboratory Equipment (Special Expenditure)	500,000	0	0	-500,000	0
04321	Office Equipment (Special Expenditure)	90,000	83,991	83,991	-6,009	0
04324	Plant,Light Mobile (Special Expenditure)	50,000	0	0	-50,000	0
04325	Plant Static (Special Expenditure)	150,000	10	0	-150,000	-10
04327	Recording and Broadcasting Equip.(Special Expenditure)	150,000	50,000	0	-150,000	-50,000
04329	Rondavels and Site Accommodation	300,000	127,884	110,998	-189,002	-16,885
04334	Workshop Equipment (Special Expenditure)	100,000	42,222	42,222	-57,778	0
04349	Computer Replacement	400,000	48,800	48,718	-351,282	-82
Total Parent Account	04300	4,066,820	2,377,023	1,982,963	-2,083,857	-394,060
1801	Headquarters (MLWS)	637,373,670	656,202,493	652,000,038	14,626,368	-4,202,454
1803	Department of Surveys and Mapping	36,905,090	40,065,622	38,684,293	1,779,203	-1,381,329
1804	Department of Town and Country Planning	25,647,220	27,047,253	26,782,090	1,134,870	-265,163
1805	Department of Lands	61,126,690	36,703,863	35,456,089	-25,670,601	-1,247,774
1806	Deeds Registry	11,537,570	12,521,885	11,876,961	339,391	-644,923
1808	Department of Project Management Office	6,558,020	7,661,020	6,809,491	251,471	-851,529
1809	Department of Water and Sanitation	130,981,250	129,927,375	126,875,842	-4,105,408	-3,051,533
TOTAL	Ministry of Land Management, Water and Sanitation Services	910,129,510	910,129,510	898,484,804	-11,644,706	-11,644,706

**STATEMENT OF RECURRENT EXPENDITURE FOR THE YEAR ENDED 31 MARCH , 2019
AS COMPARED WITH THE ESTIMATES**

(Figures in Pula)

MIN DEPT PARENT A/C CHILD A/C	DETAILS	APPROVED ESTIMATES	WARRANTED PROVISION	ACTUAL EXPENDITURE	EXPENDITURE OVER + OR UNDER - APPROVED ESTIMATES	EXPENDITURE OVER + OR UNDER - WARRANTED PROVISION
2000	Ministry of Environment, Natural Resources Conservation and Tourism					
2001	Headquarters (MENT)					
00110	Salaries and Allowances					
00111	Basic Salary	17,667,360	17,834,403	17,720,904	53,544	-113,499
00112	Allowances (Salaries and Wages)	1,020,460	2,010,460	1,680,390	659,930	-330,070
00114	Casual Labour (Salaries and Allowances)	3,500	15,400	15,391	11,891	-9
00115	Temporary Assistance (Salaries and Allowances)	180,000	2,415,971	2,411,413	2,231,413	-4,558
00124	Leave Travel Concession	35,000	45,500	45,377	10,377	-123
00132	Minister's Maids/Gardener's refunds	20,000	56,730	56,726	36,726	-4
00139	Overtime Allowances	0	967,856	914,523	914,523	-53,333
Total Parent Account	00110	18,926,320	23,346,320	22,844,725	3,918,405	-501,595
00160	Pensions, Gratuities and Compensations					
00164	Gratuities - Contract Officers	1,000,000	1,753,000	1,752,813	752,813	-187
Total Parent Account	00160	1,000,000	1,753,000	1,752,813	752,813	-187
00200	Travelling and Transport (Internal)					
00201	Transportation Costs (Internal Travel)	550,000	458,838	400,172	-149,828	-58,666
00202	Subsistence Costs (Internal Travel)	1,550,000	3,380,000	2,966,370	1,416,370	-413,630
00204	Petrol, Oil and Lubricants (Internal Travel)	1,279,530	245,720	225,720	-1,053,810	-20,000
00206	Hire Charges	90,000	10,000	9,871	-80,129	-129
00207	Accidents Charges	60,000	80,000	70,558	10,558	-9,442
00208	Driver Charges	25,000	2,000	1,958	-23,042	-42
Total Parent Account	00200	3,554,530	4,176,558	3,674,649	120,119	-501,909
00300	Travelling and Transport (External)					
00301	Transportation Costs (External Travel)	1,700,000	2,350,000	2,230,428	530,428	-119,572
00302	Subsistence Costs (External Travel)	1,544,300	2,194,300	2,078,013	533,713	-116,287
00303	Appointment and Termination Fares	30,000	0	0	-30,000	0
Total Parent Account	00300	3,274,300	4,544,300	4,308,441	1,034,141	-235,859
00400	General Expenses and Supplies					
00401	Advertising and Publicity	462,000	546,000	535,151	73,151	-10,849
00405	Domestic and Household Requisites	300,000	377,650	362,386	62,386	-15,264
00409	Incidental Expenses (General Expenses)	1,003,000	1,616,000	1,562,211	559,211	-53,789
00414	Office Supplies (General Expenses and Supplies)	679,000	1,079,000	1,066,547	387,547	-12,453
00417	Postal Charges (General Expenses and Supplies)	900,200	1,983,510	1,960,749	1,060,549	-22,761
00421	Recruitment Expenses	102,000	185,000	184,632	82,632	-368
00422	Service Charges	1,002,000	1,907,000	1,735,255	733,255	-171,745
00423	Uniforms and Protective Clothing	25,000	25,000	24,667	-333	-333
00432	Printing Charges	250,000	291,000	281,320	31,320	-9,680
Total Parent Account	00400	4,723,200	8,010,160	7,712,918	2,989,718	-297,242

**STATEMENT OF RECURRENT EXPENDITURE FOR THE YEAR ENDED 31 MARCH , 2019
AS COMPARED WITH THE ESTIMATES**

(Figures in Pula)

MIN DEPT PARENT A/C CHILD A/C	DETAILS	APPROVED ESTIMATES	WARRANTED PROVISION	ACTUAL EXPENDITURE	EXPENDITURE OVER + OR UNDER - APPROVED ESTIMATES	EXPENDITURE OVER + OR UNDER - WARRANTED PROVISION
2000	Ministry of Environment, Natural Resources Conservation and Tourism					
2001	Headquarters (MENT)					
00500	Departmental Services					
00541	Stores	3,000	1,500	0	-3,000	-1,500
00572	Rents:Offices	11,075,000	11,524,358	11,523,013	448,013	-1,345
00646	Research and Development	500,000	123,000	122,651	-377,349	-349
Total Parent Account	00500	11,578,000	11,648,858	11,645,665	67,665	-3,193
00700	Maintenance and Running (Equipment)					
00704	Camping Equipment	12,000	35,000	22,567	10,567	-12,433
00707	Fire Fighting Equipment (Maint. and Running- Equip.)	10,300	10,300	9,464	-836	-836
00712	Office Equipment (Maintenance and Running Equip.)	100,000	45,700	45,680	-54,320	-20
00714	Recording and Visual Aid Equipment	100,000	393,000	389,921	289,921	-3,079
00717	Sub-Contracted Repairs	200,400	270,400	181,176	-19,224	-89,224
00718	Vehicles and Plant Maintenance	713,000	309,888	275,462	-437,538	-34,426
Total Parent Account	00700	1,135,700	1,064,288	924,269	-211,431	-140,019
00800	Maintenance and Running Expenses (Other)					
00803	Buildings (Maint and Running Exp - Other)	42,000,000	15,117,045	13,003,256	-28,996,744	-2,113,789
00805	Furniture (Maint and Running Exp - Other)	2,300	2,300	0	-2,300	-2,300
00806	Grounds (Maint and Running Exp - Other)	20,000	133,000	28,259	8,259	-104,741
00814	Minor Works (Maint and Running Exp - Other)	200,000	207,200	205,330	5,330	-1,870
Total Parent Account	00800	42,222,300	15,459,545	13,236,846	-28,985,454	-2,222,699
01100	Government Hospitality					
01101	Official Receptions	120,000	85,000	79,347	-40,654	-5,654
Total Parent Account	01100	120,000	85,000	79,347	-40,654	-5,654
01200	Training					
01201	Allowances (Training)	3,275,950	2,493,435	2,349,967	-925,983	-143,468
01202	Courses (Training)	3,647,450	3,237,945	1,844,120	-1,803,330	-1,393,825
01217	Performance Management System	826,000	951,300	950,637	124,637	-663
Total Parent Account	01200	7,749,400	6,682,680	5,144,724	-2,604,676	-1,537,956
01300	Councils, Conferences and Exhibitions					
01422	Seminars and Workshops committee Conferences	600,000	1,145,000	1,073,713	473,713	-71,287
01437	Trade Fair (International)	50,000	10,000	10,000	-40,000	0
01438	Trade Fairs Agricultural Shows and Exhibitions	40,000	2,000	0	-40,000	-2,000
01446	Work Improvements Teams	31,100	1,100	0	-31,100	-1,100
Total Parent Account	01300	721,100	1,158,100	1,083,713	362,613	-74,387

**STATEMENT OF RECURRENT EXPENDITURE FOR THE YEAR ENDED 31 MARCH , 2019
AS COMPARED WITH THE ESTIMATES**

(Figures in Pula)

MIN DEPT PARENT A/C CHILD A/C	DETAILS	APPROVED ESTIMATES	WARRANTED PROVISION	ACTUAL EXPENDITURE	EXPENDITURE OVER + OR UNDER - APPROVED ESTIMATES	EXPENDITURE OVER + OR UNDER - WARRANTED PROVISION
2000	Ministry of Environment, Natural Resources Conservation and Tourism					
2001	Headquarters (MENT)					
01700	Grants Subventions and Other Payments					
01967	Workmen's Compensation	210,000	371,100	371,064	161,064	-36
02041	Tourism Board	85,290,000	103,108,552	103,108,551	17,818,551	-1
02144	Community Based Natural Resources Management Programmes (CBNRM)	250,000	235,062	235,062	-14,938	0
02147	Kavango Zambezi Transfrontier Conservation	570,000	1,280,000	1,267,159	697,159	-12,841
Total Parent Account	01700	86,320,000	104,994,714	104,981,836	18,661,836	-12,878
04300	Special Expenditure					
04309	Camping and Weather Protection Equipment	20,000	44,915	1,085	-18,915	-43,830
04314	Furniture and Equipment	80,000	727,350	705,622	625,622	-21,728
04317	Household and Domestic Equip	2,000	2,000	592	-1,408	-1,408
04321	Office Equipment (Special Expenditure)	1,500	1,500	0	-1,500	-1,500
04333	Vehicles (Special Expenditure)	37,153,510	26,579,697	26,240,162	-10,913,348	-339,535
04349	Computer Replacement	50,000	450,000	431,204	381,204	-18,796
Total Parent Account	04300	37,307,010	27,805,462	27,378,666	-9,928,344	-426,796
2002	Department of Wildlife and National Parks					
00110	Salaries and Allowances					
00111	Basic Salary	139,540,610	133,602,656	132,943,565	-6,597,045	-659,091
00112	Allowances (Salaries and Wages)	27,000,000	32,833,556	32,183,508	5,183,508	-650,047
00114	Casual Labour (Salaries and Allowances)	400,000	341,907	322,448	-77,552	-19,459
00115	Temporary Assistance (Salaries and Allowances)	749,630	1,032,432	1,007,300	257,670	-25,132
00124	Leave Travel Concession	825,000	723,466	670,662	-154,338	-52,804
00139	Overtime Allowances	0	7,621,068	7,090,842	7,090,842	-530,226
Total Parent Account	00110	168,515,240	176,155,085	174,218,326	5,703,086	-1,936,758
00200	Travelling and Transport (Internal)					
00201	Transportation Costs (Internal Travel)	800,000	1,455,387	1,356,250	556,250	-99,137
00202	Subsistence Costs (Internal Travel)	3,000,000	13,408,423	12,730,074	9,730,074	-678,349
00203	Freight (Internal Travel)	1,000	10	0	-1,000	-10
00204	Petrol, Oil and Lubricants (Internal Travel)	21,999,990	18,628,103	18,628,588	-3,371,402	485
00206	Hire Charges	387,330	10	0	-387,330	-10
00207	Accidents Charges	63,850	10	0	-63,850	-10
00208	Driver Charges	20,000	10	0	-20,000	-10
Total Parent Account	00200	26,272,170	33,491,953	32,714,912	6,442,742	-777,041
00300	Travelling and Transport (External)					
00301	Transportation Costs (External Travel)	500,000	401,000	384,840	-115,160	-16,160
00302	Subsistence Costs (External Travel)	500,000	720,549	692,910	192,910	-27,639

**STATEMENT OF RECURRENT EXPENDITURE FOR THE YEAR ENDED 31 MARCH , 2019
AS COMPARED WITH THE ESTIMATES**

(Figures in Pula)

MIN DEPT PARENT A/C CHILD A/C	DETAILS	APPROVED ESTIMATES	WARRANTED PROVISION	ACTUAL EXPENDITURE	EXPENDITURE OVER + OR UNDER - APPROVED ESTIMATES	EXPENDITURE OVER + OR UNDER - WARRANTED PROVISION
2000	Ministry of Environment, Natural Resources Conservation and Tourism					
2002	Department of Wildlife and National Parks					
00300	Travelling and Transport (External)					
Total Parent Account	00300	1,000,000	1,121,549	1,077,750	77,750	-43,799
00400	General Expenses and Supplies					
00401	Advertising and Publicity	10,000	79,309	79,299	69,299	-10
00405	Domestic and Household Requisites	400,000	936,280	921,270	521,270	-15,010
00408	Insurance Costs (General Expenses)	1,000,000	1,272,762	1,272,751	272,751	-10
00409	Incidental Expenses (General Expenses)	500,000	746,076	733,289	233,289	-12,787
00414	Office Supplies (General Expenses and Supplies)	815,000	1,311,574	1,219,220	404,220	-92,354
00417	Postal Charges (General Expenses and Supplies)	5,000,010	6,104,251	6,104,251	1,104,241	0
00422	Service Charges	5,000,000	8,506,037	8,381,763	3,381,763	-124,274
00423	Uniforms and Protective Clothing	20,000	3,467,555	3,399,368	3,379,368	-68,186
00432	Printing Charges	20,000	98,010	98,000	78,000	-10
00439	Performance Recognition Awards	70,000	123,203	123,193	53,193	-10
Total Parent Account	00400	12,835,010	22,645,056	22,332,404	9,497,394	-312,652
00500	Departmental Services					
00508	Criminal Investigations	400,000	280,010	278,665	-121,335	-1,345
00512	Disease and Pest Control	50,000	77,414	75,374	25,374	-2,040
00535	Sign Posting of Tourist Attractions	50,000	26,548	26,538	-23,462	-10
00541	Stores	10,000	50,898	36,823	26,823	-14,075
Total Parent Account	00500	510,000	434,870	417,400	-92,600	-17,470
00700	Maintenance and Running (Equipment)					
00702	Aircrafts	8,400,000	2,221,413	1,950,428	-6,449,572	-270,985
00703	Barges,Boats and Ancillary	41,660	57,120	57,110	15,450	-10
00704	Camping Equipment	500,000	3,145	1,947	-498,053	-1,198
00707	Fire Fighting Equipment (Maint. and Running-Equip.)	50,000	48,964	46,771	-3,229	-2,193
00713	Radio and Transmitter Equipment	100,000	155,985	155,975	55,975	-10
00714	Recording and Visual Aid Equipment	70,000	36,458	36,448	-33,552	-10
00716	Static Plant	1,000,000	1,062,798	1,049,863	49,863	-12,934
00717	Sub-Contracted Repairs	5,500,000	7,866,557	7,153,786	1,653,786	-712,771
00718	Vehicles and Plant Maintenance	8,000,000	4,738,372	4,528,315	-3,471,685	-210,057
00721	Fire Arms	10,000	10	0	-10,000	-10
00724	Computer Systems Consumables	0	247,685	234,572	234,572	-13,113
Total Parent Account	00700	23,671,660	16,438,507	15,215,215	-8,456,445	-1,223,292
00800	Maintenance and Running Expenses (Other)					
00801	Airfields (Maint and Running Exp - Other)	100,000	265,851	265,831	165,831	-20
00804	Camps (Maint and	1,000,000	706,972	701,411	-298,589	-5,561

**STATEMENT OF RECURRENT EXPENDITURE FOR THE YEAR ENDED 31 MARCH , 2019
AS COMPARED WITH THE ESTIMATES**

(Figures in Pula)

MIN DEPT PARENT A/C CHILD A/C	DETAILS	APPROVED ESTIMATES	WARRANTED PROVISION	ACTUAL EXPENDITURE	EXPENDITURE OVER + OR UNDER - APPROVED ESTIMATES	EXPENDITURE OVER + OR UNDER - WARRANTED PROVISION
2000	Ministry of Environment, Natural Resources Conservation and Tourism					
2002	Department of Wildlife and National Parks					
00800	Maintenance and Running Expenses (Other)					
	Running Exp - Other)					
00805	Furniture (Maint and Running Exp - Other)	25,000	5,408	3,136	-21,864	-2,272
00806	Grounds (Maint and Running Exp - Other)	1,000	10	0	-1,000	-10
00808	Rifle Ranges (Maint and Running Exp - Other)	10,000	10	0	-10,000	-10
00809	Livestock Maintenance (Maint and Running Exp - Other)	50,000	127,425	87,165	37,165	-40,260
00814	Minor Works (Maint and Running Exp - Other)	3,000,000	1,327,578	1,288,179	-1,711,822	-39,399
00819	Educational Parks (Maint and Running Exp - Other)	10,000	10	0	-10,000	-10
00826	Maintenance of Fences (Other)	9,010,000	557,287	556,412	-8,453,588	-875
Total Parent Account	00800	13,206,000	2,990,550	2,902,133	-10,303,867	-88,418
00900	Institutional Running Expenses					
00902	Books, Library and Texts	20,000	37,852	34,802	14,802	-3,050
00903	Domestic Supplies	10,000	9,969	9,969	-31	0
00906	First Aid Equipment	10,000	5,950	5,950	-4,050	0
00907	Food	1,000,000	1,231,340	1,165,969	165,969	-65,370
00908	Laboratory Equipment (Institutional Running Expenses)	25,000	0	0	-25,000	0
00912	Maintenance of Grounds	10,000	10	0	-10,000	-10
00921	Stationery Office School	25,000	24,882	24,872	-128	-10
00927	Students' and Tutors' Travelling Expenses	25,000	46,515	46,515	21,515	0
00928	Tutors' fees (Institutional Running Expenses)	10,000	29,043	29,043	19,043	0
00931	Graduation Ceremonies	50,000	44,666	44,666	-5,334	0
00935	Sports Equipment	10,000	9,903	9,893	-107	-10
Total Parent Account	00900	1,195,000	1,440,129	1,371,679	176,679	-68,450
01200	Training					
01201	Allowances (Training)	100,000	1,319,485	1,319,325	1,219,325	-160
01202	Courses (Training)	200,000	62,091	62,081	-137,920	-10
01204	Equipment (Training)	10,000	10	0	-10,000	-10
Total Parent Account	01200	310,000	1,381,585	1,381,405	1,071,405	-180
01300	Councils, Conferences and Exhibitions					
01422	Seminars and Workshops committee Conferences	250,000	270,998	269,678	19,678	-1,320
01438	Trade Fairs Agricultural Shows and Exhibitions	100,000	73,528	73,518	-26,482	-10
01445	Wildlife Clubs Conferences	50,000	59,111	44,793	-5,207	-14,318
Total Parent Account	01300	400,000	403,637	387,989	-12,011	-15,648
01700	Grants Subventions and Other Payments					
01766	College Prizes	20,000	16,794	16,794	-3,206	0
01792	Compensation for Damages by Wildlife	24,000,000	25,023,084	24,729,315	729,315	-293,769
01798	C.I.T.E.S.	11,000	58,000	55,852	44,852	-2,148

**STATEMENT OF RECURRENT EXPENDITURE FOR THE YEAR ENDED 31 MARCH , 2019
AS COMPARED WITH THE ESTIMATES**

(Figures in Pula)

MIN DEPT PARENT A/C CHILD A/C	DETAILS	APPROVED ESTIMATES	WARRANTED PROVISION	ACTUAL EXPENDITURE	EXPENDITURE OVER + OR UNDER - APPROVED ESTIMATES	EXPENDITURE OVER + OR UNDER - WARRANTED PROVISION
2000	Ministry of Environment, Natural Resources Conservation and Tourism					
2002	Department of Wildlife and National Parks					
01700	Grants Subventions and Other Payments					
01902	Rewards	180,000	45,460	43,700	-136,300	-1,760
02146	Ex-Gratia Payment	1,500,000	1,423,435	1,423,425	-76,575	-10
	Total Parent Account 01700	25,711,000	26,566,773	26,269,086	558,086	-297,687
04300	Special Expenditure					
04304	Arms Ammunitions and Civil Defence Equipment	5,500,000	1,962,160	2,575,134	-2,924,866	612,975
04307	Boats and Barges	50,000	10	0	-50,000	-10
04309	Camping and Weather Protection Equipment	300,000	1,528,643	1,528,633	1,228,633	-10
04314	Furniture and Equipment	10,000	9,375	9,365	-635	-10
04317	Household and Domestic Equip	200,000	34,882	34,872	-165,128	-10
04321	Office Equipment (Special Expenditure)	265,250	292,258	292,248	26,998	-10
04322	Photographic Equipment (Special Expenditure)	51,000	19,274	19,264	-31,736	-10
04324	Plant,Light Mobile (Special Expenditure)	30,000	10	0	-30,000	-10
04327	Recording and Broadcasting Equip.(Special Expenditure)	50,150	22,214	22,204	-27,946	-10
04329	Rondavels and Site Accommodation	0	41,584	41,574	41,574	-10
04349	Computer Replacement	20,000	359,071	359,061	339,061	-10
	Total Parent Account 04300	6,476,400	4,269,482	4,882,356	-1,594,044	612,874
2003	Department of Tourism					
00110	Salaries and Allowances					
00111	Basic Salary	11,689,200	11,959,200	11,859,992	170,792	-99,208
00112	Allowances (Salaries and Wages)	306,000	1,286,000	1,195,058	889,058	-90,942
00114	Casual Labour (Salaries and Allowances)	25,750	25,965	24,335	-1,415	-1,629
00115	Temporary Assistance (Salaries and Allowances)	285,400	262,400	256,765	-28,635	-5,635
00124	Leave Travel Concession	75,000	57,785	40,503	-34,497	-17,282
00139	Overtime Allowances	0	361,000	349,521	349,521	-11,479
	Total Parent Account 00110	12,381,350	13,952,350	13,726,174	1,344,824	-226,176
00200	Travelling and Transport (Internal)					
00201	Transportation Costs (Internal Travel)	220,000	260,434	259,436	39,436	-998
00202	Subsistence Costs (Internal Travel)	1,087,650	1,249,087	1,205,118	117,468	-43,968
00203	Freight (Internal Travel)	1,000	0	0	-1,000	0
00204	Petrol, Oil and Lubricants (Internal Travel)	200,000	205,000	200,290	290	-4,710
00206	Hire Charges	10,000	0	0	-10,000	0
00207	Accidents Charges	5,000	0	0	-5,000	0
00208	Driver Charges	1,000	0	0	-1,000	0
	Total Parent Account 00200	1,524,650	1,714,521	1,664,845	140,195	-49,676

**STATEMENT OF RECURRENT EXPENDITURE FOR THE YEAR ENDED 31 MARCH , 2019
AS COMPARED WITH THE ESTIMATES**

(Figures in Pula)

MIN DEPT PARENT A/C CHILD A/C	DETAILS	APPROVED ESTIMATES	WARRANTED PROVISION	ACTUAL EXPENDITURE	EXPENDITURE OVER + OR UNDER - APPROVED ESTIMATES	EXPENDITURE OVER + OR UNDER - WARRANTED PROVISION
2000	Ministry of Environment, Natural Resources Conservation and Tourism					
2003	Department of Tourism					
00300	Travelling and Transport (External)					
00301	Transportation Costs (External Travel)	150,000	150,000	106,130	-43,870	-43,870
00302	Subsistence Costs (External Travel)	300,000	300,000	282,261	-17,739	-17,739
Total Parent Account	00300	450,000	450,000	388,391	-61,609	-61,609
00400	General Expenses and Supplies					
00401	Advertising and Publicity	60,000	0	0	-60,000	0
00405	Domestic and Household Requisites	100,000	91,175	89,116	-10,884	-2,059
00409	Incidental Expenses (General Expenses)	60,000	67,145	64,985	4,985	-2,160
00414	Office Supplies (General Expenses and Supplies)	150,000	180,673	179,747	29,747	-927
00417	Postal Charges (General Expenses and Supplies)	342,000	657,689	651,282	309,282	-6,407
00422	Service Charges	275,000	543,218	532,668	257,668	-10,550
00423	Uniforms and Protective Clothing	55,000	45,275	44,137	-10,863	-1,138
00432	Printing Charges	51,070	0	0	-51,070	0
00439	Performance Recognition Awards	50,000	49,674	49,674	-326	0
Total Parent Account	00400	1,143,070	1,634,850	1,611,608	468,538	-23,241
00500	Departmental Services					
00535	Sign Posting of Tourist Attractions	13,530	0	0	-13,530	0
00541	Stores	35,000	7,455	7,428	-27,572	-27
Total Parent Account	00500	48,530	7,455	7,428	-41,102	-27
00700	Maintenance and Running (Equipment)					
00704	Camping Equipment	5,000	0	0	-5,000	0
00707	Fire Fighting Equipment (Maint. and Running- Equip.)	6,920	5,912	2,558	-4,362	-3,354
00712	Office Equipment (Maintenance and Running Equip.)	5,000	15,389	13,674	8,674	-1,715
00717	Sub-Contracted Repairs	143,000	81,603	81,195	-61,805	-408
00718	Vehicles and Plant Maintenance	110,000	112,028	95,672	-14,328	-16,356
Total Parent Account	00700	269,920	214,933	193,100	-76,820	-21,832
00800	Maintenance and Running Expenses (Other)					
00805	Furniture (Maint and Running Exp - Other)	0	2,408	2,408	2,408	0
00806	Grounds (Maint and Running Exp - Other)	1,000	0	0	-1,000	0
00814	Minor Works (Maint and Running Exp - Other)	53,500	47,864	47,605	-5,895	-260
Total Parent Account	00800	54,500	50,272	50,013	-4,487	-260
01200	Training					
01201	Allowances (Training)	50,000	77,290	77,280	27,280	-10
01202	Courses (Training)	45,830	45,830	45,108	-722	-722
Total Parent Account	01200	95,830	123,120	122,388	26,558	-732

**STATEMENT OF RECURRENT EXPENDITURE FOR THE YEAR ENDED 31 MARCH , 2019
AS COMPARED WITH THE ESTIMATES**

(Figures in Pula)

MIN DEPT PARENT A/C CHILD A/C	DETAILS	APPROVED ESTIMATES	WARRANTED PROVISION	ACTUAL EXPENDITURE	EXPENDITURE OVER + OR UNDER - APPROVED ESTIMATES	EXPENDITURE OVER + OR UNDER - WARRANTED PROVISION
2000	Ministry of Environment, Natural Resources Conservation and Tourism					
2003	Department of Tourism					
01300	Councils, Conferences and Exhibitions					
01422	Seminars and Workshops committee Conferences	66,000	72,325	72,290	6,290	-36
01435	Licensing Boards	200,000	169,979	153,800	-46,200	-16,179
01453	World Tourism Day	200,000	178,934	178,921	-21,079	-13
01462	Tourism Fairs and Exhibitions	33,000	26,967	26,967	-6,033	0
Total Parent Account	01300	499,000	448,205	431,978	-67,022	-16,227
01700	Grants Subventions and Other Payments					
01896	Regional Tourism Organisation for Southern Africa	100,000	2,222,728	2,023,591	1,923,591	-199,136
01972	World Tourism Organisation	600,000	700,000	649,188	49,188	-50,812
Total Parent Account	01700	700,000	2,922,728	2,672,779	1,972,779	-249,949
04300	Special Expenditure					
04305	Audio - Visual Aid Equipment	10,000	0	0	-10,000	0
04309	Camping and Weather Protection Equipment	30,000	0	0	-30,000	0
04314	Furniture and Equipment	50,000	115,807	115,268	65,268	-539
04321	Office Equipment (Special Expenditure)	30,000	17,592	16,000	-14,000	-1,592
04349	Computer Replacement	40,000	39,690	39,690	-310	0
Total Parent Account	04300	160,000	173,089	170,958	10,958	-2,131
2004	Department of Meteorological Services					
00110	Salaries and Allowances					
00111	Basic Salary	37,209,110	37,099,588	37,029,290	-179,820	-70,298
00112	Allowances (Salaries and Wages)	6,061,440	7,689,314	7,642,344	1,580,904	-46,970
00114	Casual Labour (Salaries and Allowances)	145,000	91,623	50,126	-94,874	-41,497
00115	Temporary Assistance (Salaries and Allowances)	475,000	584,000	475,959	959	-108,041
00124	Leave Travel Concession	250,000	247,300	184,419	-65,581	-62,881
00139	Overtime Allowances	0	1,782,648	1,756,279	1,756,279	-26,369
Total Parent Account	00110	44,140,550	47,494,473	47,138,418	2,997,868	-356,055
00200	Travelling and Transport (Internal)					
00201	Transportation Costs (Internal Travel)	267,980	481,608	422,406	154,426	-59,202
00202	Subsistence Costs (Internal Travel)	1,300,000	2,067,881	1,708,368	408,368	-359,513
00203	Freight (Internal Travel)	5,150	0	0	-5,150	0
00204	Petrol, Oil and Lubricants (Internal Travel)	1,000,000	1,120,700	1,120,700	120,700	0
00206	Hire Charges	100,000	16,000	5,184	-94,816	-10,816
00207	Accidents Charges	29,110	9,110	0	-29,110	-9,110
00208	Driver Charges	11,000	6,000	0	-11,000	-6,000
Total Parent Account	00200	2,713,240	3,701,299	3,256,658	543,418	-444,640

**STATEMENT OF RECURRENT EXPENDITURE FOR THE YEAR ENDED 31 MARCH , 2019
AS COMPARED WITH THE ESTIMATES**

(Figures in Pula)

MIN DEPT PARENT A/C CHILD A/C	DETAILS	APPROVED ESTIMATES	WARRANTED PROVISION	ACTUAL EXPENDITURE	EXPENDITURE OVER + OR UNDER - APPROVED ESTIMATES	EXPENDITURE OVER + OR UNDER - WARRANTED PROVISION
2000	Ministry of Environment, Natural Resources Conservation and Tourism					
2004	Department of Meteorological Services					
00300	Travelling and Transport (External)					
00301	Transportation Costs (External Travel)	200,000	123,032	112,167	-87,833	-10,865
00302	Subsistence Costs (External Travel)	209,000	458,599	402,984	193,984	-55,615
Total Parent Account	00300	409,000	581,631	515,151	106,151	-66,480
00400	General Expenses and Supplies					
00401	Advertising and Publicity	82,400	72,400	45,708	-36,692	-26,692
00405	Domestic and Household Requisites	206,000	203,103	197,330	-8,670	-5,773
00409	Incidental Expenses (General Expenses)	239,860	287,978	261,899	22,039	-26,079
00414	Office Supplies (General Expenses and Supplies)	484,350	756,448	694,341	209,991	-62,108
00417	Postal Charges (General Expenses and Supplies)	1,339,000	1,820,000	1,751,764	412,764	-68,236
00422	Service Charges	1,055,720	2,181,329	2,154,098	1,098,378	-27,232
00423	Uniforms and Protective Clothing	203,000	203,000	196,140	-6,860	-6,860
00432	Printing Charges	52,200	20,200	19,125	-33,075	-1,075
00439	Performance Recognition Awards	51,500	81,500	79,000	27,500	-2,500
Total Parent Account	00400	3,714,030	5,625,959	5,399,403	1,685,373	-226,555
00500	Departmental Services					
00504	Agromet Services	10,300	10,300	10,234	-66	-66
00541	Stores	105,700	105,700	85,596	-20,104	-20,104
00551	Meteorological Publications	51,500	10	0	-51,500	-10
00619	Remote Sensing Services	10,300	10	0	-10,300	-10
Total Parent Account	00500	177,800	116,020	95,830	-81,970	-20,190
00700	Maintenance and Running (Equipment)					
00707	Fire Fighting Equipment (Maint. and Running- Equip.)	57,680	16,380	15,984	-41,697	-397
00711	Instruments	78,280	0	0	-78,280	0
00712	Office Equipment (Maintenance and Running Equip.)	108,160	49,761	43,741	-64,419	-6,020
00713	Radio and Transmitter Equipment	257,500	463,841	463,831	206,331	-10
00716	Static Plant	103,000	10	0	-103,000	-10
00717	Sub-Contracted Repairs	623,600	575,600	432,826	-190,774	-142,774
00718	Vehicles and Plant Maintenance	539,930	459,930	349,271	-190,659	-110,659
Total Parent Account	00700	1,768,150	1,565,522	1,305,653	-462,497	-259,869
00800	Maintenance and Running Expenses (Other)					
00805	Furniture (Maint and Running Exp - Other)	10,300	10	0	-10,300	-10
00806	Grounds (Maint and Running Exp - Other)	30,900	10	0	-30,900	-10
00814	Minor Works (Maint and Running Exp - Other)	206,000	143,000	106,059	-99,941	-36,941
Total Parent Account	00800	247,200	143,020	106,059	-141,141	-36,961

**STATEMENT OF RECURRENT EXPENDITURE FOR THE YEAR ENDED 31 MARCH , 2019
AS COMPARED WITH THE ESTIMATES**

(Figures in Pula)

MIN DEPT PARENT A/C CHILD A/C	DETAILS	APPROVED ESTIMATES	WARRANTED PROVISION	ACTUAL EXPENDITURE	EXPENDITURE OVER + OR UNDER - APPROVED ESTIMATES	EXPENDITURE OVER + OR UNDER - WARRANTED PROVISION
2000	Ministry of Environment, Natural Resources Conservation and Tourism					
2004	Department of Meteorological Services					
01200	Training					
01202	Courses (Training)	83,090	83,090	37,262	-45,828	-45,828
01204	Equipment (Training)	7,210	10	0	-7,210	-10
01207	Materials (Training)	3,090	2,840	2,831	-259	-9
Total Parent Account	01200	93,390	85,940	40,093	-53,297	-45,847
01300	Councils, Conferences and Exhibitions					
01422	Seminars and Workshops committee Conferences	154,500	216,500	210,989	56,489	-5,511
01438	Trade Fairs Agricultural Shows and Exhibitions	36,050	15,740	15,010	-21,040	-730
01446	Work Improvements Teams	1,030	10	0	-1,030	-10
01452	World Meteorological Day	154,500	50,000	40,908	-113,592	-9,092
Total Parent Account	01300	346,080	282,250	266,907	-79,173	-15,343
01700	Grants Subventions and Other Payments					
01715	American Meteorological Society	15,450	15,450	0	-15,450	-15,450
01797	Convention and Climate Change	59,430	59,430	0	-59,430	-59,430
01904	Royal Meteorological Society (RMS)	4,120	4,120	0	-4,120	-4,120
01971	World Meteorological. Organisation (WMO)	154,500	141,532	141,531	-12,969	-1
02014	Satellite Data Distribution System	1,550	550	0	-1,550	-550
02157	Quality Management Systems (QMS)	350,000	536,360	477,221	127,221	-59,139
Total Parent Account	01700	585,050	757,442	618,752	33,702	-138,690
04300	Special Expenditure					
04303	Air Conditioners	29,860	10	0	-29,860	-10
04305	Audio - Visual Aid Equipment	10	10	0	-10	-10
04309	Camping and Weather Protection Equipment	44,810	10	0	-44,810	-10
04312	Field Instruments	95,430	30,430	5,137	-90,293	-25,293
04314	Furniture and Equipment	51,500	48,730	48,720	-2,780	-10
04317	Household and Domestic Equip	10	10	0	-10	-10
04318	Laboratory Equipment (Special Expenditure)	51,500	28,145	24,985	-26,515	-3,160
04327	Recording and Broadcasting Equip.(Special Expenditure)	41,200	11,280	1,918	-39,282	-9,362
04334	Workshop Equipment (Special Expenditure)	157,500	29,500	28,930	-128,570	-570
04349	Computer Replacement	238,400	283,130	280,687	42,287	-2,443
Total Parent Account	04300	710,220	431,255	390,376	-319,844	-40,879
2005	Department of Sanitation and Pollution Control					
00110	Salaries and Allowances					
00111	Basic Salary	12,900,000	11,445,800	11,163,583	-1,736,417	-282,217
00112	Allowances (Salaries and Wages)	2,020,000	2,889,000	2,886,635	866,635	-2,365

**STATEMENT OF RECURRENT EXPENDITURE FOR THE YEAR ENDED 31 MARCH , 2019
AS COMPARED WITH THE ESTIMATES**

(Figures in Pula)

MIN DEPT PARENT A/C CHILD A/C	DETAILS	APPROVED ESTIMATES	WARRANTED PROVISION	ACTUAL EXPENDITURE	EXPENDITURE OVER + OR UNDER - APPROVED ESTIMATES	EXPENDITURE OVER + OR UNDER - WARRANTED PROVISION
2000	Ministry of Environment, Natural Resources Conservation and Tourism					
2005	Department of Sanitation and Pollution Control					
00110	Salaries and Allowances					
00114	Casual Labour (Salaries and Allowances)	100,000	36,345	39,999	-60,001	3,654
00115	Temporary Assistance (Salaries and Allowances)	210,000	419,715	419,457	209,457	-258
00124	Leave Travel Concession	60,000	40,100	40,001	-19,999	-99
00139	Overtime Allowances	0	441,125	424,892	424,892	-16,233
Total Parent Account	00110	15,290,000	15,272,085	14,974,567	-315,433	-297,518
00200	Travelling and Transport (Internal)					
00201	Transportation Costs (Internal Travel)	125,000	97,861	94,956	-30,044	-2,905
00202	Subsistence Costs (Internal Travel)	600,000	941,353	908,244	308,244	-33,109
00203	Freight (Internal Travel)	40,000	31,523	31,523	-8,477	0
00204	Petrol, Oil and Lubricants (Internal Travel)	235,000	235,000	235,000	0	0
00206	Hire Charges	20,000	10	0	-20,000	-10
00207	Accidents Charges	20,000	10	0	-20,000	-10
00208	Driver Charges	10,000	10	0	-10,000	-10
Total Parent Account	00200	1,050,000	1,305,767	1,269,723	219,723	-36,044
00300	Travelling and Transport (External)					
00301	Transportation Costs (External Travel)	100,000	188,019	187,456	87,456	-563
00302	Subsistence Costs (External Travel)	140,000	476,690	475,174	335,174	-1,516
Total Parent Account	00300	240,000	664,709	662,630	422,630	-2,079
00400	General Expenses and Supplies					
00401	Advertising and Publicity	80,000	34,000	34,000	-46,000	0
00405	Domestic and Household Requisites	100,000	104,955	104,955	4,955	0
00409	Incidental Expenses (General Expenses)	60,450	63,050	62,897	2,447	-153
00414	Office Supplies (General Expenses and Supplies)	200,000	289,712	289,711	89,711	-1
00417	Postal Charges (General Expenses and Supplies)	326,000	576,751	633,951	307,951	57,200
00422	Service Charges	400,000	806,550	806,548	406,548	-2
00423	Uniforms and Protective Clothing	90,000	88,400	88,393	-1,607	-7
00432	Printing Charges	159,550	86,390	86,384	-73,166	-6
00439	Performance Recognition Awards	110,000	79,428	79,428	-30,572	0
Total Parent Account	00400	1,526,000	2,129,236	2,186,267	660,267	57,031
00500	Departmental Services					
00503	Consultancies (Investigation and Research)	308,000	10	0	-308,000	-10
00506	Cost of Analysis	30,000	5,780	5,780	-24,220	0
00521	Industrial Gases	50,000	39,530	39,530	-10,470	0
00522	Laboratory Supplies	150,000	107,074	107,046	-42,954	-28
00541	Stores	30,000	27,736	27,711	-2,289	-25
00555	Graphic Equipment and Supplies	13,000	0	0	-13,000	0

**STATEMENT OF RECURRENT EXPENDITURE FOR THE YEAR ENDED 31 MARCH , 2019
AS COMPARED WITH THE ESTIMATES**

(Figures in Pula)

MIN DEPT PARENT A/C CHILD A/C	DETAILS	APPROVED ESTIMATES	WARRANTED PROVISION	ACTUAL EXPENDITURE	EXPENDITURE OVER + OR UNDER - APPROVED ESTIMATES	EXPENDITURE OVER + OR UNDER - WARRANTED PROVISION
2000	Ministry of Environment, Natural Resources Conservation and Tourism					
2005	Department of Sanitation and Pollution Control					
00500	Departmental Services					
00632	Quality Management	100,000	21,171	18,954	-81,046	-2,217
Total Parent Account	00500	681,000	201,301	199,021	-481,979	-2,280
00700	Maintenance and Running (Equipment)					
00704	Camping Equipment	10	10	0	-10	-10
00707	Fire Fighting Equipment (Maint. and Running- Equip.)	0	25,896	25,830	25,830	-66
00711	Instruments	500,000	601,804	601,804	101,804	0
00712	Office Equipment (Maintenance and Running Equip.)	25,000	10,550	10,550	-14,450	0
00718	Vehicles and Plant Maintenance	200,000	173,040	173,034	-26,966	-6
00723	Laboratory Equipment (Maint. And Running- Equip.)	593,590	412,270	412,261	-181,329	-9
Total Parent Account	00700	1,318,600	1,223,570	1,223,479	-95,121	-92
00800	Maintenance and Running Expenses (Other)					
00806	Grounds (Maint and Running Exp - Other)	11,000	143,690	143,687	132,687	-3
00812	Sewerage Installations (Maint and Running Exp - Other)	10	10	0	-10	-10
00814	Minor Works (Maint and Running Exp - Other)	70,000	57,610	57,600	-12,400	-10
Total Parent Account	00800	81,010	201,310	201,288	120,278	-22
01200	Training					
01201	Allowances (Training)	97,000	58,072	58,072	-38,928	0
01202	Courses (Training)	112,000	101,928	101,876	-10,124	-52
Total Parent Account	01200	209,000	160,000	159,948	-49,052	-52
01300	Councils, Conferences and Exhibitions					
01418	Sanitation/Waste Campaigns (Counc. Conferences & Exh.)	210,000	93,500	93,459	-116,542	-42
01422	Seminars and Workshops committee Conferences	100,000	131,325	131,324	31,324	-1
01438	Trade Fairs Agricultural Shows and Exhibitions	100,000	6,174	6,164	-93,836	-10
Total Parent Account	01300	410,000	230,999	230,947	-179,053	-52
01700	Grants Subventions and Other Payments					
01726	Basel Convention	170,000	121,722	121,722	-48,278	0
01829	Institute of Waste Management	10,000	0	0	-10,000	0
01997	Hazardous Waste Management	20,000	10	0	-20,000	-10
Total Parent Account	01700	200,000	121,732	121,722	-78,278	-10
04300	Special Expenditure					
04303	Air Conditioners	60,000	10	0	-60,000	-10
04309	Camping and Weather Protection Equipment	25,000	10	0	-25,000	-10
04312	Field Instruments	375,000	391,848	391,848	16,848	0

**STATEMENT OF RECURRENT EXPENDITURE FOR THE YEAR ENDED 31 MARCH , 2019
AS COMPARED WITH THE ESTIMATES**

(Figures in Pula)

MIN DEPT PARENT A/C CHILD A/C	DETAILS	APPROVED ESTIMATES	WARRANTED PROVISION	ACTUAL EXPENDITURE	EXPENDITURE OVER + OR UNDER - APPROVED ESTIMATES	EXPENDITURE OVER + OR UNDER - WARRANTED PROVISION
2000	Ministry of Environment, Natural Resources Conservation and Tourism					
2005	Department of Sanitation and Pollution Control					
04300	Special Expenditure					
04313	Fire Fighting Equipment (Special Expenditure)	20,000	0	0	-20,000	0
04314	Furniture and Equipment	20,000	48,572	48,571	28,571	0
04318	Laboratory Equipment (Special Expenditure)	415,000	330,575	330,575	-84,425	0
04349	Computer Replacement	80,000	79,612	79,612	-388	0
Total Parent Account	04300	995,000	850,627	850,607	-144,393	-20
2006	Department of Forestry and Range Resources					
00110	Salaries and Allowances					
00111	Basic Salary	41,167,490	37,584,003	36,630,026	-4,537,464	-953,977
00112	Allowances (Salaries and Wages)	5,160,950	3,760,950	3,408,528	-1,752,422	-352,422
00114	Casual Labour (Salaries and Allowances)	559,790	482,007	402,133	-157,657	-79,874
00115	Temporary Assistance (Salaries and Allowances)	766,540	510,597	472,661	-293,879	-37,936
00124	Leave Travel Concession	1,038,730	300,976	298,742	-739,988	-2,234
00139	Overtime Allowances	0	2,550,000	2,421,215	2,421,215	-128,785
Total Parent Account	00110	48,693,500	45,188,534	43,633,305	-5,060,195	-1,555,229
00200	Travelling and Transport (Internal)					
00201	Transportation Costs (Internal Travel)	554,410	494,231	478,058	-76,352	-16,172
00202	Subsistence Costs (Internal Travel)	5,296,580	5,247,830	5,024,731	-271,849	-223,099
00203	Freight (Internal Travel)	57,380	72,410	72,400	15,020	-10
00204	Petrol, Oil and Lubricants (Internal Travel)	603,720	1,148,883	1,148,873	545,153	-10
00206	Hire Charges	200,000	556,645	556,635	356,635	-10
00207	Accidents Charges	10,000	10,000	9,990	-10	-10
00208	Driver Charges	5,000	5,000	4,990	-10	-10
Total Parent Account	00200	6,727,090	7,534,999	7,295,679	568,589	-239,321
00300	Travelling and Transport (External)					
00301	Transportation Costs (External Travel)	250,000	162,710	158,842	-91,158	-3,868
00302	Subsistence Costs (External Travel)	320,000	390,457	327,750	7,750	-62,707
Total Parent Account	00300	570,000	553,167	486,593	-83,407	-66,575
00400	General Expenses and Supplies					
00401	Advertising and Publicity	247,140	474,899	472,660	225,520	-2,239
00405	Domestic and Household Requisites	402,340	381,939	376,200	-26,140	-5,739
00409	Incidental Expenses (General Expenses)	459,320	418,166	410,520	-48,800	-7,646
00414	Office Supplies (General Expenses and Supplies)	656,470	976,053	957,379	300,909	-18,674
00417	Postal Charges (General Expenses and Supplies)	942,370	1,209,071	1,209,061	266,691	-10
00422	Service Charges	2,440,720	2,404,780	2,376,079	-64,641	-28,701
00423	Uniforms and Protective Clothing	846,000	166,381	166,371	-679,629	-10
00432	Printing Charges	19,000	98,900	98,890	79,890	-10

**STATEMENT OF RECURRENT EXPENDITURE FOR THE YEAR ENDED 31 MARCH , 2019
AS COMPARED WITH THE ESTIMATES**

(Figures in Pula)

MIN DEPT PARENT A/C CHILD A/C	DETAILS	APPROVED ESTIMATES	WARRANTED PROVISION	ACTUAL EXPENDITURE	EXPENDITURE OVER + OR UNDER - APPROVED ESTIMATES	EXPENDITURE OVER + OR UNDER - WARRANTED PROVISION
2000	Ministry of Environment, Natural Resources Conservation and Tourism					
2006	Department of Forestry and Range Resources					
00400	General Expenses and Supplies					
00439	Performance Recognition Awards	231,060	121,427	121,417	-109,643	-10
Total Parent Account	00400	6,244,420	6,251,616	6,188,576	-55,844	-63,040
00500	Departmental Services					
00502	Borehole Equipping	57,380	10	0	-57,380	-10
00503	Consultancies (Investigation and Research)	498,800	149,650	149,640	-349,160	-10
00512	Disease and Pest Control	150,000	148,726	148,716	-1,284	-10
00517	Extension Service	63,530	61,435	61,425	-2,105	-10
00518	Materials					
00518	Fire Fighting Services	40,000,000	32,773,348	30,585,176	-9,414,824	-2,188,173
00535	Sign Posting of Tourist Attractions	57,390	49,510	49,500	-7,890	-10
00541	Stores	344,340	197,315	192,761	-151,579	-4,554
00545	Vehicle Tool Replacements	57,380	10	0	-57,380	-10
00573	Research Trials	370,150	10	0	-370,150	-10
00574	Establishment					
00574	Indigenous Woodlands Management	218,690	10	0	-218,690	-10
Total Parent Account	00500	41,817,660	33,380,025	31,187,218	-10,630,442	-2,192,807
00700	Maintenance and Running (Equipment)					
00704	Camping Equipment	11,490	10	0	-11,490	-10
00707	Fire Fighting Equipment (Maint. and Running-Equip.)	23,560	13,842	13,832	-9,728	-10
00709	Agricultural Implements (Maint & Run - Equip)	10	10	0	-10	-10
00712	Office Equipment (Maintenance and Running Equip.)	22,980	1,303	1,292	-21,688	-11
00717	Sub-Contracted Repairs	400,000	317,617	316,072	-83,928	-1,545
00718	Vehicles and Plant	1,000,000	1,347,309	1,347,299	347,299	-10
00724	Maintenance					
00724	Computer Systems	0	353,068	336,095	336,095	-16,973
00724	Consumables					
Total Parent Account	00700	1,458,040	2,033,159	2,014,590	556,550	-18,569
00800	Maintenance and Running Expenses (Other)					
00805	Furniture (Maint and Running Exp - Other)	11,480	0	0	-11,480	0
00813	Water Supplies (Maint and Running Exp - Other)	10,910	10	0	-10,910	-10
00814	Minor Works (Maint and Running Exp - Other)	424,660	17,293	17,283	-407,377	-10
00822	Nursery Upgrading (Maint and Running Exp - Other)	128,470	121,826	121,816	-6,654	-10
Total Parent Account	00800	575,520	139,129	139,099	-436,421	-30
01200	Training					
01201	Allowances (Training)	30,550	17,117	17,107	-13,443	-10
01202	Courses (Training)	408,990	352,483	352,473	-56,517	-10
01206	Hostel Charges (Training)	11,470	10	0	-11,470	-10

**STATEMENT OF RECURRENT EXPENDITURE FOR THE YEAR ENDED 31 MARCH , 2019
AS COMPARED WITH THE ESTIMATES**

(Figures in Pula)

MIN DEPT PARENT A/C CHILD A/C	DETAILS	APPROVED ESTIMATES	WARRANTED PROVISION	ACTUAL EXPENDITURE	EXPENDITURE OVER + OR UNDER - APPROVED ESTIMATES	EXPENDITURE OVER + OR UNDER - WARRANTED PROVISION
2000	Ministry of Environment, Natural Resources Conservation and Tourism					
2006	Department of Forestry and Range Resources					
01200	Training					
Total Parent Account	01200	451,010	369,610	369,580	-81,430	-30
01300	Councils, Conferences and Exhibitions					
01302	Agricultural Conservation	596,820	6,480	6,370	-590,450	-110
01303	Agricultural Resources Board	127,160	34,952	34,942	-92,218	-10
01394	National Tree Planting Day	378,610	301,887	292,014	-86,596	-9,874
01422	Seminars and Workshops committee Conferences	485,480	648,585	630,357	144,877	-18,228
01438	Trade Fairs Agricultural Shows and Exhibitions	45,900	134,120	130,256	84,356	-3,864
Total Parent Account	01300	1,633,970	1,126,025	1,093,939	-540,031	-32,086
01700	Grants Subventions and Other Payments					
02031	Environmental Conventions	260,850	240,449	240,439	-20,411	-10
Total Parent Account	01700	260,850	240,449	240,439	-20,411	-10
04300	Special Expenditure					
04305	Audio - Visual Aid Equipment	34,560	18,960	18,950	-15,610	-10
04309	Camping and Weather Protection Equipment	212,540	237,118	237,108	24,568	-10
04312	Field Instruments	423,000	10	0	-423,000	-10
04314	Furniture and Equipment	254,780	207,403	207,393	-47,387	-10
04318	Laboratory Equipment (Special Expenditure)	418,400	10	0	-418,400	-10
04321	Office Equipment (Special Expenditure)	115,460	80,794	80,784	-34,676	-10
04322	Photographic Equipment (Special Expenditure)	90,000	10	0	-90,000	-10
04324	Plant,Light Mobile (Special Expenditure)	68,880	10	0	-68,880	-10
04329	Rondavels and Site Accommodation	150,000	10	0	-150,000	-10
04336	Fencing (Special Expenditure)	646,100	10	0	-646,100	-10
04342	Greenhouses (Special Expenditure)	150,000	10	0	-150,000	-10
04349	Computer Replacement	209,250	239,655	239,645	30,395	-10
Total Parent Account	04300	2,772,970	784,000	783,880	-1,989,091	-120
2007	Department of Environmental Affairs					
00110	Salaries and Allowances					
00111	Basic Salary	14,558,360	13,254,534	12,998,597	-1,559,763	-255,937
00112	Allowances (Salaries and Wages)	650,000	2,603,221	2,568,872	1,918,872	-34,349
00114	Casual Labour (Salaries and Allowances)	42,000	6,574	6,383	-35,617	-191
00115	Temporary Assistance (Salaries and Allowances)	150,000	215,004	208,335	58,335	-6,669
00124	Leave Travel Concession	50,000	51,350	51,065	1,065	-285
00139	Overtime Allowances	0	547,342	531,964	531,964	-15,379
Total Parent Account	00110	15,450,360	16,678,025	16,365,216	914,856	-312,809

**STATEMENT OF RECURRENT EXPENDITURE FOR THE YEAR ENDED 31 MARCH , 2019
AS COMPARED WITH THE ESTIMATES**

(Figures in Pula)

MIN DEPT PARENT A/C CHILD A/C	DETAILS	APPROVED ESTIMATES	WARRANTED PROVISION	ACTUAL EXPENDITURE	EXPENDITURE OVER + OR UNDER - APPROVED ESTIMATES	EXPENDITURE OVER + OR UNDER - WARRANTED PROVISION
2000	Ministry of Environment, Natural Resources Conservation and Tourism					
2007	Department of Environmental Affairs					
00200	Travelling and Transport (Internal)					
00201	Transportation Costs (Internal Travel)	250,000	423,220	409,739	159,739	-13,481
00202	Subsistence Costs (Internal Travel)	2,066,330	3,185,399	3,002,953	936,623	-182,446
00203	Freight (Internal Travel)	1,050	10	0	-1,050	-10
00204	Petrol, Oil and Lubricants (Internal Travel)	462,500	364,941	364,941	-97,559	0
00206	Hire Charges	5,500	0	0	-5,500	0
00207	Accidents Charges	5,500	0	0	-5,500	0
00208	Driver Charges	5,500	0	0	-5,500	0
Total Parent Account	00200	2,796,380	3,973,570	3,777,633	981,253	-195,937
00300	Travelling and Transport (External)					
00301	Transportation Costs (External Travel)	400,000	491,279	473,322	73,322	-17,957
00302	Subsistence Costs (External Travel)	500,000	1,320,836	1,267,314	767,314	-53,522
Total Parent Account	00300	900,000	1,812,115	1,740,636	840,636	-71,479
00400	General Expenses and Supplies					
00401	Advertising and Publicity	350,000	94,380	94,380	-255,620	0
00405	Domestic and Household Requisites	100,000	101,294	99,472	-528	-1,822
00409	Incidental Expenses (General Expenses)	100,000	99,513	95,242	-4,758	-4,271
00414	Office Supplies (General Expenses and Supplies)	400,000	292,015	280,792	-119,208	-11,223
00417	Postal Charges (General Expenses and Supplies)	500,000	615,908	615,908	115,908	0
00422	Service Charges	600,000	485,152	485,152	-114,849	0
00423	Uniforms and Protective Clothing	10,000	29,812	29,156	19,156	-655
00432	Printing Charges	273,640	103,359	103,358	-170,282	-1
00439	Performance Recognition Awards	90,000	86,426	86,426	-3,574	0
Total Parent Account	00400	2,423,640	1,907,858	1,889,885	-533,755	-17,973
00500	Departmental Services					
00541	Stores	0	7,000	6,644	6,644	-356
Total Parent Account	00500	0	7,000	6,644	6,644	-356
00700	Maintenance and Running (Equipment)					
00717	Sub-Contracted Repairs	400,000	160,740	160,740	-239,260	0
00718	Vehicles and Plant Maintenance	500,000	379,723	379,723	-120,277	0
00724	Computer Systems Consumables	0	209,856	198,746	198,746	-11,110
Total Parent Account	00700	900,000	750,320	739,210	-160,790	-11,110
00800	Maintenance and Running Expenses (Other)					
00814	Minor Works (Maint and Running Exp - Other)	100,000	69,869	69,869	-30,131	0
Total Parent Account	00800	100,000	69,869	69,869	-30,131	0

**STATEMENT OF RECURRENT EXPENDITURE FOR THE YEAR ENDED 31 MARCH , 2019
AS COMPARED WITH THE ESTIMATES**

(Figures in Pula)

MIN DEPT PARENT A/C CHILD A/C	DETAILS	APPROVED ESTIMATES	WARRANTED PROVISION	ACTUAL EXPENDITURE	EXPENDITURE OVER + OR UNDER - APPROVED ESTIMATES	EXPENDITURE OVER + OR UNDER - WARRANTED PROVISION
2000	Ministry of Environment, Natural Resources Conservation and Tourism					
2007	Department of Environmental Affairs					
00900	Institutional Running Expenses					
00902	Books, Library and Texts	45,000	15,146	15,146	-29,854	0
Total Parent Account	00900	45,000	15,146	15,146	-29,854	0
01200	Training					
01201	Allowances (Training)	10,000	7,279	6,020	-3,980	-1,258
01202	Courses (Training)	100,000	157,346	157,346	57,346	0
Total Parent Account	01200	110,000	164,625	163,366	53,366	-1,258
01300	Councils, Conferences and Exhibitions					
01383	Environmental Assessment Practice	300,000	766,502	766,502	466,502	0
01422	Seminars and Workshops committee Conferences	400,000	395,859	391,615	-8,385	-4,244
01438	Trade Fairs Agricultural Shows and Exhibitions	20,000	18,915	18,915	-1,085	0
01448	World Conservation Union	300,000	0	0	-300,000	0
Total Parent Account	01300	1,020,000	1,181,276	1,177,032	157,032	-4,244
01700	Grants Subventions and Other Payments					
01871	National Environment Competitions of waste Management	50,000	19,925	19,925	-30,075	0
01875	National World Environment Commemorations	200,000	63,410	62,825	-137,175	-585
02031	Environmental Conventions	200,000	0	0	-200,000	0
02112	Coordination of Management Plans	250,000	39,833	39,483	-210,517	-350
02161	Environmental Information System & Geographical Information System Software	250,000	200,000	0	-250,000	-200,000
Total Parent Account	01700	950,000	323,168	122,233	-827,767	-200,935
04300	Special Expenditure					
04305	Audio - Visual Aid Equipment	60,000	78,949	78,949	18,949	0
04309	Camping and Weather Protection Equipment	50,000	0	0	-50,000	0
04313	Fire Fighting Equipment (Special Expenditure)	20,000	10,329	10,329	-9,671	0
04314	Furniture and Equipment	50,000	24,787	24,787	-25,213	0
04349	Computer Replacement	65,000	53,344	53,344	-11,656	0
Total Parent Account	04300	245,000	167,409	167,409	-77,591	0
2008	Department of National Museum, Monuments and Art Gallery					
00110	Salaries and Allowances					
00111	Basic Salary	15,398,970	15,317,420	15,319,365	-79,605	1,945
00112	Allowances (Salaries and Wages)	1,336,030	2,075,130	2,076,101	740,071	971
00114	Casual Labour (Salaries and Allowances)	35,080	29,480	23,818	-11,262	-5,662
00115	Temporary Assistance (Salaries and Allowances)	60,000	140,400	140,384	80,384	-16
00124	Leave Travel Concession	54,000	89,950	83,991	29,991	-5,959

**STATEMENT OF RECURRENT EXPENDITURE FOR THE YEAR ENDED 31 MARCH , 2019
AS COMPARED WITH THE ESTIMATES**

(Figures in Pula)

MIN DEPT PARENT A/C CHILD A/C	DETAILS	APPROVED ESTIMATES	WARRANTED PROVISION	ACTUAL EXPENDITURE	EXPENDITURE OVER + OR UNDER - APPROVED ESTIMATES	EXPENDITURE OVER + OR UNDER - WARRANTED PROVISION
2000	Ministry of Environment, Natural Resources Conservation and Tourism					
2008	Department of National Museum, Monuments and Art Gallery					
00110	Salaries and Allowances					
00139	Overtime Allowances	0	665,700	544,814	544,814	-120,886
Total Parent Account	00110	16,884,080	18,318,080	18,188,471	1,304,391	-129,609
00200	Travelling and Transport (Internal)					
00201	Transportation Costs (Internal Travel)	220,000	150,380	140,045	-79,955	-10,335
00202	Subsistence Costs (Internal Travel)	700,000	1,072,130	1,030,751	330,751	-41,379
00203	Freight (Internal Travel)	1,000	250	0	-1,000	-250
00204	Petrol, Oil and Lubricants (Internal Travel)	280,000	491,650	491,650	211,650	0
00206	Hire Charges	234,080	63,010	12,310	-221,770	-50,700
00207	Accidents Charges	12,245	15	0	-12,245	-15
00208	Driver Charges	12,245	15	0	-12,245	-15
Total Parent Account	00200	1,459,570	1,777,450	1,674,756	215,186	-102,694
00300	Travelling and Transport (External)					
00301	Transportation Costs (External Travel)	250,000	86,920	86,901	-163,099	-19
00302	Subsistence Costs (External Travel)	130,000	275,500	275,357	145,357	-143
Total Parent Account	00300	380,000	362,420	362,258	-17,742	-162
00400	General Expenses and Supplies					
00401	Advertising and Publicity	6,000	115,010	114,400	108,400	-610
00405	Domestic and Household Requisites	90,000	84,340	84,322	-5,678	-18
00409	Incidental Expenses (General Expenses)	80,000	88,860	88,436	8,436	-424
00414	Office Supplies (General Expenses and Supplies)	200,000	327,310	326,834	126,834	-476
00415	Packing and Preservation Materials	20,000	18,330	18,315	-1,685	-15
00417	Postal Charges (General Expenses and Supplies)	420,000	709,000	708,898	288,898	-102
00422	Service Charges	3,950,000	3,215,460	2,924,289	-1,025,711	-291,171
00423	Uniforms and Protective Clothing	50,000	112,040	112,024	62,024	-16
00432	Printing Charges	70,000	131,500	119,439	49,439	-12,061
00439	Performance Recognition Awards	40,000	43,460	43,449	3,449	-11
Total Parent Account	00400	4,926,000	4,845,310	4,540,407	-385,593	-304,903
00500	Departmental Services					
00541	Stores	50,000	38,660	38,647	-11,353	-13
Total Parent Account	00500	50,000	38,660	38,647	-11,353	-13
00700	Maintenance and Running (Equipment)					
00701	Air Conditioning and Refrigeration Equipment	10,000	10	0	-10,000	-10
00714	Recording and Visual Aid Equipment	45,000	42,570	42,556	-2,444	-14
00717	Sub-Contracted Repairs	150,000	169,730	167,461	17,461	-2,269
00718	Vehicles and Plant Maintenance	120,000	157,160	154,486	34,486	-2,674

**STATEMENT OF RECURRENT EXPENDITURE FOR THE YEAR ENDED 31 MARCH , 2019
AS COMPARED WITH THE ESTIMATES**

(Figures in Pula)

MIN DEPT PARENT A/C CHILD A/C	DETAILS	APPROVED ESTIMATES	WARRANTED PROVISION	ACTUAL EXPENDITURE	EXPENDITURE OVER + OR UNDER - APPROVED ESTIMATES	EXPENDITURE OVER + OR UNDER - WARRANTED PROVISION
2000	Ministry of Environment, Natural Resources Conservation and Tourism					
2008	Department of National Museum, Monuments and Art Gallery					
00700	Maintenance and Running (Equipment)					
Total Parent Account	00700	325,000	369,470	364,503	39,503	-4,967
00800	Maintenance and Running Expenses (Other)					
00806	Grounds (Maint and Running Exp - Other)	20,000	4,010	4,000	-16,000	-10
00814	Minor Works (Maint and Running Exp - Other)	120,000	-100,000	-119,844	-239,844	-19,844
00815	Museum Exhibits (Maint and Running Exp - Other)	30,000	27,240	27,222	-2,778	-18
00823	Museum Monuments (Maint and Running Exp - Other)	800,000	566,300	566,228	-233,772	-72
Total Parent Account	00800	970,000	497,550	477,607	-492,393	-19,943
00900	Institutional Running Expenses					
00902	Books, Library and Texts	20,000	19,720	19,711	-289	-9
Total Parent Account	00900	20,000	19,720	19,711	-289	-9
01200	Training					
01202	Courses (Training)	60,000	40,200	40,174	-19,826	-26
Total Parent Account	01200	60,000	40,200	40,174	-19,826	-26
01300	Councils, Conferences and Exhibitions					
01356	International Museum Day	70,000	135,200	135,188	65,188	-12
01422	Seminars and Workshops committee Conferences	145,000	299,790	295,270	150,270	-4,520
01456	Internal Exhibitions	5,000	10	0	-5,000	-10
Total Parent Account	01300	220,000	435,000	430,457	210,457	-4,543
01700	Grants Subventions and Other Payments					
01822	Grants to District Museums	1,550,000	1,550,000	1,550,000	0	0
Total Parent Account	01700	1,550,000	1,550,000	1,550,000	0	0
04300	Special Expenditure					
04303	Air Conditioners	15,000	15,000	14,952	-48	-48
04309	Camping and Weather Protection Equipment	40,000	20,000	19,994	-20,006	-6
04313	Fire Fighting Equipment (Special Expenditure)	2,610	10	0	-2,610	-10
04314	Furniture and Equipment	30,000	95,420	95,405	65,405	-16
04317	Household and Domestic Equip	3,000	28,890	28,865	25,865	-25
04321	Office Equipment (Special Expenditure)	13,000	13,000	12,936	-64	-64
04322	Photographic Equipment (Special Expenditure)	20,000	10	0	-20,000	-10
04349	Computer Replacement	40,000	137,070	137,026	97,026	-44
Total Parent Account	04300	163,610	309,400	309,178	145,568	-222
2001	Headquarters (MENT)	218,631,860	210,728,985	204,768,610	-13,863,250	-5,960,375

**STATEMENT OF RECURRENT EXPENDITURE FOR THE YEAR ENDED 31 MARCH , 2019
AS COMPARED WITH THE ESTIMATES**

(Figures in Pula)

MIN DEPT PARENT A/C CHILD A/C	DETAILS	APPROVED ESTIMATES	WARRANTED PROVISION	ACTUAL EXPENDITURE	EXPENDITURE OVER + OR UNDER - APPROVED ESTIMATES	EXPENDITURE OVER + OR UNDER - WARRANTED PROVISION
2000	Ministry of Environment, Natural Resources Conservation and Tourism					
2002	Department of Wildlife and National Parks	280,102,480	287,339,175	283,170,655	3,068,175	-4,168,521
2003	Department of Tourism	17,326,850	21,691,522	21,039,663	3,712,813	-651,859
2004	Department of Meteorological Services	54,904,710	60,784,811	59,133,300	4,228,590	-1,651,511
2005	Department of Sanitation and Pollution Control	22,000,610	22,361,336	22,080,198	79,588	-281,138
2006	Department of Forestry and Range Resources	111,205,030	97,600,711	93,432,896	-17,772,134	-4,167,815
2007	Department of Environmental Affairs	24,940,380	27,050,380	26,234,279	1,293,899	-816,101
2008	Department of National Museum, Monuments and Art Gallery	27,008,260	28,563,260	27,996,170	987,910	-567,090
TOTAL	Ministry of Environment, Natural Resources Conservation and Tourism	756,120,180	756,120,180	737,855,771	-18,264,409	-18,264,409

**STATEMENT OF RECURRENT EXPENDITURE FOR THE YEAR ENDED 31 MARCH , 2019
AS COMPARED WITH THE ESTIMATES**

(Figures in Pula)

MIN DEPT PARENT A/C CHILD A/C	DETAILS	APPROVED ESTIMATES	WARRANTED PROVISION	ACTUAL EXPENDITURE	EXPENDITURE OVER + OR UNDER - APPROVED ESTIMATES	EXPENDITURE OVER + OR UNDER - WARRANTED PROVISION
2100	Industrial Court					
2101	Industrial Court					
00110	Salaries and Allowances					
00111	Basic Salary	15,164,310	14,764,310	14,701,005	-463,305	-63,305
00112	Allowances (Salaries and Wages)	1,980,470	1,980,470	1,401,153	-579,317	-579,317
00114	Casual Labour (Salaries and Allowances)	75,000	75,000	21,254	-53,746	-53,746
00115	Temporary Assistance (Salaries and Allowances)	553,000	753,000	631,727	78,727	-121,273
00124	Leave Travel Concession	66,000	66,000	59,405	-6,596	-6,596
00139	Overtime Allowances	0	400,000	395,140	395,140	-4,860
Total Parent Account	00110	17,838,780	18,038,780	17,209,684	-629,096	-829,096
00160	Pensions, Gratuities and Compensations					
00164	Gratuities - Contract Officers	675,820	730,820	687,834	12,014	-42,986
Total Parent Account	00160	675,820	730,820	687,834	12,014	-42,986
00200	Travelling and Transport (Internal)					
00201	Transportation Costs (Internal Travel)	400,000	286,000	239,073	-160,927	-46,927
00202	Subsistence Costs (Internal Travel)	450,000	1,085,814	906,748	456,748	-179,066
00203	Freight (Internal Travel)	50,000	23	23	-49,977	0
00204	Petrol, Oil and Lubricants (Internal Travel)	300,000	259,000	258,427	-41,573	-573
00206	Hire Charges	10,000	0	0	-10,000	0
00207	Accidents Charges	10,000	10,000	0	-10,000	-10,000
00208	Driver Charges	10,000	0	0	-10,000	0
Total Parent Account	00200	1,230,000	1,640,837	1,404,272	174,272	-236,566
00300	Travelling and Transport (External)					
00301	Transportation Costs (External Travel)	150,000	144,000	119,890	-30,110	-24,110
00302	Subsistence Costs (External Travel)	150,000	156,000	151,644	1,644	-4,356
Total Parent Account	00300	300,000	300,000	271,534	-28,466	-28,466
00400	General Expenses and Supplies					
00401	Advertising and Publicity	300,000	386,000	345,731	45,731	-40,269
00405	Domestic and Household Requisites	150,000	110,000	105,823	-44,177	-4,177
00409	Incidental Expenses (General Expenses)	200,000	249,950	228,596	28,596	-21,354
00414	Office Supplies (General Expenses and Supplies)	800,000	669,000	668,309	-131,691	-691
00417	Postal Charges (General Expenses and Supplies)	1,400,000	1,400,000	1,389,804	-10,196	-10,196
00421	Recruitment Expenses	0	15,386	15,386	15,386	0
00422	Service Charges	3,900,000	5,624,000	5,512,720	1,612,720	-111,280
00423	Uniforms and Protective Clothing	250,000	187,000	181,067	-68,933	-5,933
00432	Printing Charges	130,000	110,000	55,955	-74,045	-54,045
Total Parent Account	00400	7,130,000	8,751,336	8,503,392	1,373,392	-247,944

**STATEMENT OF RECURRENT EXPENDITURE FOR THE YEAR ENDED 31 MARCH , 2019
AS COMPARED WITH THE ESTIMATES**

(Figures in Pula)

MIN DEPT PARENT A/C CHILD A/C	DETAILS	APPROVED ESTIMATES	WARRANTED PROVISION	ACTUAL EXPENDITURE	EXPENDITURE OVER + OR UNDER - APPROVED ESTIMATES	EXPENDITURE OVER + OR UNDER - WARRANTED PROVISION
2100	Industrial Court					
2101	Industrial Court					
00500	Departmental Services					
00525	Judges Allowances and Travel	1,000,000	1,002,000	958,444	-41,556	-43,556
00546	Library Books	600,000	500,000	459,209	-140,791	-40,791
00572	(Departmental Expenses) Rents:Offices	3,230,550	2,014,550	1,952,294	-1,278,256	-62,256
Total Parent Account	00500	4,830,550	3,516,550	3,369,946	-1,460,604	-146,604
00700	Maintenance and Running (Equipment)					
00707	Fire Fighting Equipment (Maint. and Running-Equip.)	50,000	30,000	15,172	-34,828	-14,828
00712	Office Equipment (Maintenance and Running Equip.)	320,000	60,000	51,434	-268,566	-8,566
00714	Recording and Visual Aid Equipment	15,000	20,550	20,496	5,496	-54
00717	Sub-Contracted Repairs	150,000	219,000	173,170	23,170	-45,830
00718	Vehicles and Plant Maintenance	150,000	180,000	155,454	5,454	-24,546
Total Parent Account	00700	685,000	509,550	415,725	-269,275	-93,825
00800	Maintenance and Running Expenses (Other)					
00803	Buildings (Maint and Running Exp - Other)	560,000	821,400	734,815	174,815	-86,585
00805	Furniture (Maint and Running Exp - Other)	1,000	3,600	3,500	2,500	-100
00806	Grounds (Maint and Running Exp - Other)	300,000	212,000	150,994	-149,006	-61,006
00814	Minor Works (Maint and Running Exp - Other)	400,000	630,000	619,600	219,600	-10,401
Total Parent Account	00800	1,261,000	1,667,000	1,508,909	247,909	-158,091
01100	Government Hospitality					
01101	Official Receptions	150,000	130,000	110,432	-39,568	-19,568
Total Parent Account	01100	150,000	130,000	110,432	-39,568	-19,568
01200	Training					
01201	Allowances (Training)	150,000	50,000	5,310	-144,690	-44,690
01202	Courses (Training)	175,000	175,000	158,963	-16,037	-16,037
01217	Performance Management System	400,000	234,051	186,494	-213,506	-47,557
Total Parent Account	01200	725,000	459,051	350,767	-374,233	-108,285
01300	Councils, Conferences and Exhibitions					
01351	Industrial Court Board	1,800,000	3,023,826	2,933,009	1,133,009	-90,817
01367	Magistrates/conferences	200,000	200,000	15,056	-184,944	-184,944
01422	Seminars and Workshops committee Conferences	200,000	300,000	190,086	-9,914	-109,914
Total Parent Account	01300	2,200,000	3,523,826	3,138,151	938,151	-385,674
01700	Grants Subventions and Other Payments					
01764	Circuit Courts	1,550,010	1,205,010	1,134,314	-415,696	-70,696
01967	Workmen's Compensation	50,000	0	0	-50,000	0
Total Parent Account	01700	1,600,010	1,205,010	1,134,314	-465,696	-70,696

**STATEMENT OF RECURRENT EXPENDITURE FOR THE YEAR ENDED 31 MARCH , 2019
AS COMPARED WITH THE ESTIMATES**

(Figures in Pula)

MIN DEPT PARENT A/C CHILD A/C	DETAILS	APPROVED ESTIMATES	WARRANTED PROVISION	ACTUAL EXPENDITURE	EXPENDITURE OVER + OR UNDER - APPROVED ESTIMATES	EXPENDITURE OVER + OR UNDER - WARRANTED PROVISION
2100	Industrial Court					
2101	Industrial Court					
04300	Special Expenditure					
04314	Furniture and Equipment	450,000	321,000	294,538	-155,462	-26,462
04315	Furniture For Govt Quarters	337,810	212,810	127,919	-209,891	-84,891
04317	Household and Domestic Equip	20,000	14,500	12,325	-7,675	-2,175
04327	Recording and Broadcasting Equip.(Special Expenditure)	10,000	8,100	1,598	-8,402	-6,502
04333	Vehicles (Special Expenditure)	1,209,200	339,000	339,000	-870,200	0
04349	Computer Replacement	1,399,200	684,200	677,922	-721,278	-6,278
Total Parent Account	04300	3,426,210	1,579,610	1,453,303	-1,972,907	-126,307
2101	Industrial Court	42,052,370	42,052,370	39,558,263	-2,494,107	-2,494,107
TOTAL	Industrial Court	42,052,370	42,052,370	39,558,263	-2,494,107	-2,494,107

**STATEMENT OF RECURRENT EXPENDITURE FOR THE YEAR ENDED 31 MARCH , 2019
AS COMPARED WITH THE ESTIMATES**

(Figures in Pula)

MIN DEPT PARENT A/C CHILD A/C	DETAILS	APPROVED ESTIMATES	WARRANTED PROVISION	ACTUAL EXPENDITURE	EXPENDITURE OVER + OR UNDER - APPROVED ESTIMATES	EXPENDITURE OVER + OR UNDER - WARRANTED PROVISION
2200	Ministry of Youth Empowerment, Sport and Culture Development					
2201	Headquarters(MYSC)					
00110	Salaries and Allowances					
00111	Basic Salary	126,389,590	129,733,729	129,003,206	2,613,616	-730,523
00112	Allowances (Salaries and Wages)	14,220,740	9,200,000	8,743,491	-5,477,249	-456,509
00114	Casual Labour (Salaries and Allowances)	500,000	250,936	203,647	-296,353	-47,289
00115	Temporary Assistance (Salaries and Allowances)	4,548,670	6,435,189	5,771,378	1,222,708	-663,811
00124	Leave Travel Concession	501,000	614,064	593,241	92,241	-20,823
00132	Minister's Maids/Gardener's refunds	50,000	68,671	68,671	18,671	0
00139	Overtime Allowances	0	12,921,359	12,974,050	12,974,050	52,691
Total Parent Account	00110	146,210,000	159,223,948	157,357,685	11,147,685	-1,866,263
00160	Pensions, Gratuities and Compensations					
00164	Gratuities - Contract Officers	291,000	466,279	466,279	175,279	0
Total Parent Account	00160	291,000	466,279	466,279	175,279	0
00200	Travelling and Transport (Internal)					
00201	Transportation Costs (Internal Travel)	1,500,000	1,700,000	1,569,223	69,223	-130,777
00202	Subsistence Costs (Internal Travel)	11,000,000	17,484,680	15,100,177	4,100,177	-2,384,503
00203	Freight (Internal Travel)	2,440	0	0	-2,440	0
00204	Petrol, Oil and Lubricants (Internal Travel)	5,454,150	5,554,509	5,542,534	88,384	-11,975
00206	Hire Charges	3,179,500	1,566,500	957,104	-2,222,396	-609,396
00207	Accidents Charges	135,000	100,000	0	-135,000	-100,000
00208	Driver Charges	1,170,000	274,119	32,641	-1,137,359	-241,478
Total Parent Account	00200	22,441,090	26,679,808	23,201,679	760,589	-3,478,129
00300	Travelling and Transport (External)					
00301	Transportation Costs (External Travel)	850,000	1,220,000	1,136,384	286,384	-83,616
00302	Subsistence Costs (External Travel)	850,000	1,220,000	1,112,547	262,547	-107,453
Total Parent Account	00300	1,700,000	2,440,000	2,248,931	548,931	-191,069
00400	General Expenses and Supplies					
00401	Advertising and Publicity	1,665,000	1,765,000	1,640,600	-24,400	-124,400
00405	Domestic and Household Requisites	765,000	1,320,000	1,230,801	465,801	-89,199
00409	Incidental Expenses (General Expenses)	900,000	1,345,000	1,246,455	346,455	-98,545
00414	Office Supplies (General Expenses and Supplies)	3,060,000	5,050,000	4,414,120	1,354,120	-635,880
00415	Packing and Preservation Materials	90,000	119,850	118,213	28,213	-1,637
00417	Postal Charges (General Expenses and Supplies)	4,950,000	9,348,093	7,519,742	2,569,742	-1,828,351
00421	Recruitment Expenses	270,000	92,578	92,538	-177,462	-40
00422	Service Charges	7,560,000	16,836,370	15,053,754	7,493,754	-1,782,615
00423	Uniforms and Protective Clothing	270,000	470,000	450,442	180,442	-19,558
00428	Computer System Support	495,000	327,322	327,322	-167,678	0
00432	Printing Charges	360,000	922,000	663,864	303,864	-258,136
00445	Arts, Crafts & Artifacts	10,000,000	10,000,000	8,104,393	-1,895,607	-1,895,607

**STATEMENT OF RECURRENT EXPENDITURE FOR THE YEAR ENDED 31 MARCH , 2019
AS COMPARED WITH THE ESTIMATES**

(Figures in Pula)

MIN DEPT PARENT A/C CHILD A/C	DETAILS	APPROVED ESTIMATES	WARRANTED PROVISION	ACTUAL EXPENDITURE	EXPENDITURE OVER + OR UNDER - APPROVED ESTIMATES	EXPENDITURE OVER + OR UNDER - WARRANTED PROVISION
2200	Ministry of Youth Empowerment, Sport and Culture Development					
2201	Headquarters(MYSC)					
00400	General Expenses and Supplies					
Total Parent Account	00400	30,385,000	47,596,213	40,862,243	10,477,243	-6,733,970
00500	Departmental Services					
00503	Consultancies (Investigation and Research)	225,000	0	0	-225,000	0
00535	Sign Posting of Tourist Attractions	9,040	0	0	-9,040	0
00541	Stores	13,500	0	0	-13,500	0
00546	Library Books (Departmental Expenses)	1,350,000	1,325,483	934,852	-415,148	-390,631
00572	Rents:Offices	25,000,000	25,253,646	25,253,645	253,645	-1
00578	Programme Development and Purchases	58,121,720	33,121,671	12,173,700	-45,948,020	-20,947,971
00585	Research on Youth and Culture Issues	54,000	4,000	0	-54,000	-4,000
00647	Rent Free Accomodation	0	8,720	3,970	3,970	-4,750
Total Parent Account	00500	84,773,260	59,713,520	38,366,167	-46,407,093	-21,347,353
00700	Maintenance and Running (Equipment)					
00701	Air Conditioning and Refrigeration Equipment	0	56,476	28,338	28,338	-28,138
00704	Camping Equipment	8,100	0	0	-8,100	0
00707	Fire Fighting Equipment (Maint. and Running- Equip.)	27,000	33,423	20,401	-6,599	-13,022
00712	Office Equipment (Maintenance and Running Equip.)	270,000	395,558	294,837	24,837	-100,721
00714	Recording and Visual Aid Equipment	90,000	0	0	-90,000	0
00716	Static Plant	21,600	0	0	-21,600	0
00717	Sub-Contracted Repairs	1,350,000	3,246,734	2,459,250	1,109,250	-787,484
00718	Vehicles and Plant Maintenance	1,080,000	2,453,000	1,483,389	403,389	-969,611
00725	Computer Systems Maintenance	450,000	896,006	665,966	215,966	-230,040
Total Parent Account	00700	3,296,700	7,081,197	4,952,181	1,655,481	-2,129,016
00800	Maintenance and Running Expenses (Other)					
00803	Buildings (Maint and Running Exp - Other)	1,755,000	2,587,921	1,934,538	179,538	-653,382
00805	Furniture (Maint and Running Exp - Other)	171,000	40,850	40,850	-130,150	0
00806	Grounds (Maint and Running Exp - Other)	405,000	145,920	113,315	-291,685	-32,605
00814	Minor Works (Maint and Running Exp - Other)	463,210	1,616,288	1,581,560	1,118,350	-34,728
Total Parent Account	00800	2,794,210	4,390,978	3,670,263	876,053	-720,715
01100	Government Hospitality					
01101	Official Receptions	43,200	0	0	-43,200	0
01102	Opening Ceremonies	315,000	100,000	0	-315,000	-100,000
Total Parent Account	01100	358,200	100,000	0	-358,200	-100,000

**STATEMENT OF RECURRENT EXPENDITURE FOR THE YEAR ENDED 31 MARCH , 2019
AS COMPARED WITH THE ESTIMATES**

(Figures in Pula)

MIN DEPT PARENT A/C CHILD A/C	DETAILS	APPROVED ESTIMATES	WARRANTED PROVISION	ACTUAL EXPENDITURE	EXPENDITURE OVER + OR UNDER - APPROVED ESTIMATES	EXPENDITURE OVER + OR UNDER - WARRANTED PROVISION
2200	Ministry of Youth Empowerment, Sport and Culture Development					
2201	Headquarters(MYSC)					
01200	Training					
01201	Allowances (Training)	1,200,000	617,345	510,160	-689,840	-107,185
01202	Courses (Training)	1,300,000	1,771,655	1,603,033	303,033	-168,622
01217	Performance Management System	702,000	702,000	594,515	-107,485	-107,485
	Total Parent Account 01200	3,202,000	3,091,000	2,707,708	-494,292	-383,292
01300	Councils, Conferences and Exhibitions					
01391	National Library Service Board	36,000	36,000	623	-35,377	-35,377
01393	National Sports Appeals Board	90,000	90,000	0	-90,000	-90,000
01422	Seminars and Workshops committee Conferences	2,250,000	2,250,000	1,945,096	-304,904	-304,904
01438	Trade Fairs Agricultural Shows and Exhibitions	180,000	45,032	45,032	-134,968	0
01454	Cultural Exchange Exhibitions	810,000	1,090,873	931,879	121,879	-158,993
01456	Internal Exhibitions	450,000	167,488	142,623	-307,377	-24,864
	Total Parent Account 01300	3,816,000	3,679,392	3,065,253	-750,747	-614,139
01700	Grants Subventions and Other Payments					
01745	Botswana Nat. Cult. Council (Grants Sub. & Other Pmt.)	900,000	351,640	351,636	-548,364	-4
01748	Botswana National Youth Council	12,000,000	10,778,160	9,525,916	-2,474,084	-1,252,244
01788	Commonwealth Youth Programme	180,000	608,537	608,536	428,536	-1
01789	Commonwealth Youth Programme Fund	180,000	0	0	-180,000	0
01801	Cultural Activities for Youth	720,000	120,000	74,765	-645,235	-45,235
01859	Library Associations, Various	39,600	101,680	84,238	44,638	-17,442
01868	National Day Celebrations	13,000,000	17,532,850	16,890,771	3,890,771	-642,079
01872	National Rallies	900,000	48,270	43,570	-856,430	-4,700
01874	Botswana National Sports Council	96,200,000	132,727,949	132,414,533	36,214,533	-313,416
01891	Promotion of Youth Recreation;	450,000	0	0	-450,000	0
01933	Supreme Council for Sport in Africa	180,000	640,000	663,981	483,981	23,981
01967	Workmen's Compensation	180,000	494,881	493,962	313,962	-920
01974	Youth Programme; Out of School	120,000,000	114,158,125	109,308,538	-10,691,462	-4,849,588
01975	Youth Radio Programme	81,000	0	0	-81,000	0
02007	Capacity Build. for Comm. Based Performing Arts Org.	540,000	140,000	71,647	-468,353	-68,353
02025	National Sports Development Programmes	4,000,000	2,320,875	1,572,684	-2,427,316	-748,191
02081	Art and Culture Grants	10,000,000	8,102,346	7,993,074	-2,006,926	-109,272
02162	Constituency Arts Competitions	12,000,000	18,000,000	17,233,127	5,233,127	-766,873
02163	President Day Competitions	14,000,000	26,601,689	26,015,719	12,015,719	-585,970
02164	Constituency Sports Tournaments	40,000,000	48,371,480	43,163,808	3,163,808	-5,207,672

**STATEMENT OF RECURRENT EXPENDITURE FOR THE YEAR ENDED 31 MARCH , 2019
AS COMPARED WITH THE ESTIMATES**

(Figures in Pula)

MIN DEPT PARENT A/C CHILD A/C	DETAILS	APPROVED ESTIMATES	WARRANTED PROVISION	ACTUAL EXPENDITURE	EXPENDITURE OVER + OR UNDER - APPROVED ESTIMATES	EXPENDITURE OVER + OR UNDER - WARRANTED PROVISION
2200	Ministry of Youth Empowerment, Sport and Culture Development					
2201	Headquarters(MYSC)					
01700	Grants Subventions and Other Payments					
02165	Incentives and Allowances	2,350,000	4,439,125	2,339,125	-10,875	-2,100,000
02166	World Anti-Doping Agency	1,572,000	1,572,000	50,164	-1,521,836	-1,521,836
Total Parent Account	01700	329,472,600	387,109,607	368,899,794	39,427,194	-18,209,813
04300	Special Expenditure					
04302	Agricultural Show Stands	16,200	0	0	-16,200	0
04303	Air Conditioners	270,000	186,000	155,465	-114,535	-30,535
04305	Audio - Visual Aid Equipment	90,000	8,024	8,024	-81,976	0
04313	Fire Fighting Equipment (Special Expenditure)	18,000	0	0	-18,000	0
04314	Furniture and Equipment	1,080,000	2,441,606	1,868,099	788,099	-573,508
04317	Household and Domestic Equip	270,000	270,000	249,693	-20,307	-20,307
04319	Museum, Works Of Art and Materials	162,000	96,808	96,808	-65,192	0
04321	Office Equipment (Special Expenditure)	162,000	61,146	12,096	-149,904	-49,050
04322	Photographic Equipment (Special Expenditure)	90,000	0	0	-90,000	0
04324	Plant, Light Mobile (Special Expenditure)	18,000	311,113	311,111	293,111	-2
04327	Recording and Broadcasting Equip.(Special Expenditure)	144,000	41,044	41,044	-102,956	0
04329	Rondavels and Site Accommodation	1,350,000	1,401,685	1,401,684	51,684	-1
04333	Vehicles (Special Expenditure)	2,568,060	2,136,990	2,136,990	-431,070	0
04349	Computer Replacement	2,700,000	2,439,796	2,439,796	-260,204	0
Total Parent Account	04300	8,938,260	9,394,212	8,720,808	-217,452	-673,404
2206	Department of National Archives and Records Services					
00110	Salaries and Allowances					
00111	Basic Salary	13,428,560	11,052,560	10,918,460	-2,510,100	-134,100
00112	Allowances (Salaries and Wages)	435,220	656,220	636,071	200,851	-20,149
00114	Casual Labour (Salaries and Allowances)	30,000	30,000	14,010	-15,990	-15,990
00115	Temporary Assistance (Salaries and Allowances)	1,073,350	917,350	713,081	-360,269	-204,269
00124	Leave Travel Concession	30,910	60,910	43,514	12,604	-17,396
00139	Overtime Allowances	0	281,000	278,486	278,486	-2,514
Total Parent Account	00110	14,998,040	12,998,040	12,603,622	-2,394,418	-394,418
00200	Travelling and Transport (Internal)					
00201	Transportation Costs (Internal Travel)	46,000	146,000	110,370	64,370	-35,630
00202	Subsistence Costs (Internal Travel)	155,480	719,940	542,775	387,295	-177,165
00204	Petrol, Oil and Lubricants (Internal Travel)	74,700	74,700	67,833	-6,867	-6,867
00206	Hire Charges	27,000	5,000	0	-27,000	-5,000
00207	Accidents Charges	8,550	8,550	0	-8,550	-8,550

**STATEMENT OF RECURRENT EXPENDITURE FOR THE YEAR ENDED 31 MARCH , 2019
AS COMPARED WITH THE ESTIMATES**

(Figures in Pula)

MIN DEPT PARENT A/C CHILD A/C	DETAILS	APPROVED ESTIMATES	WARRANTED PROVISION	ACTUAL EXPENDITURE	EXPENDITURE OVER + OR UNDER - APPROVED ESTIMATES	EXPENDITURE OVER + OR UNDER - WARRANTED PROVISION
2200	Ministry of Youth Empowerment, Sport and Culture Development					
2206	Department of National Archives and Records Services					
00200	Travelling and Transport (Internal)					
00208	Driver Charges	8,100	8,100	0	-8,100	-8,100
Total Parent Account	00200	319,830	962,290	720,979	401,149	-241,311
00300	Travelling and Transport (External)					
00301	Transportation Costs (External Travel)	46,000	46,000	31,643	-14,357	-14,357
00302	Subsistence Costs (External Travel)	73,600	73,600	58,039	-15,561	-15,561
Total Parent Account	00300	119,600	119,600	89,682	-29,918	-29,918
00400	General Expenses and Supplies					
00401	Advertising and Publicity	225,000	365,000	313,288	88,288	-51,712
00405	Domestic and Household Requisites	403,670	179,670	130,412	-273,258	-49,258
00409	Incidental Expenses (General Expenses)	162,000	197,000	163,450	1,450	-33,550
00414	Office Supplies (General Expenses and Supplies)	405,000	395,500	189,184	-215,816	-206,316
00415	Packing and Preservation Materials	450,000	110,150	0	-450,000	-110,150
00417	Postal Charges (General Expenses and Supplies)	342,000	177,190	175,225	-166,775	-1,965
00422	Service Charges	2,177,100	3,425,966	3,289,419	1,112,319	-136,547
00423	Uniforms and Protective Clothing	90,000	40,000	32,778	-57,222	-7,222
00432	Printing Charges	131,420	53,664	53,664	-77,756	0
Total Parent Account	00400	4,386,190	4,944,140	4,347,421	-38,769	-596,719
00700	Maintenance and Running (Equipment)					
00701	Air Conditioning and Refrigeration Equipment	1,350,000	1,250,000	816,716	-533,284	-433,284
00704	Camping Equipment	2,000	200	0	-2,000	-200
00707	Fire Fighting Equipment (Maint. and Running- Equip.)	40,500	40,500	25,110	-15,390	-15,390
00712	Office Equipment (Maintenance and Running Equip.)	18,000	68,000	28,850	10,850	-39,150
00714	Recording and Visual Aid Equipment	18,000	2,000	0	-18,000	-2,000
00716	Static Plant	270,000	90,000	86,089	-183,911	-3,911
00717	Sub-Contracted Repairs	45,000	195,000	86,681	41,681	-108,319
00718	Vehicles and Plant Maintenance	72,000	72,000	64,273	-7,727	-7,727
Total Parent Account	00700	1,815,500	1,717,700	1,107,720	-707,780	-609,980
00800	Maintenance and Running Expenses (Other)					
00805	Furniture (Maint and Running Exp - Other)	2,000	2,000	0	-2,000	-2,000
00806	Grounds (Maint and Running Exp - Other)	162,000	0	0	-162,000	0
00814	Minor Works (Maint and Running Exp - Other)	1,620,000	1,320,000	758,114	-861,886	-561,886
Total Parent Account	00800	1,784,000	1,322,000	758,114	-1,025,886	-563,886

**STATEMENT OF RECURRENT EXPENDITURE FOR THE YEAR ENDED 31 MARCH , 2019
AS COMPARED WITH THE ESTIMATES**

(Figures in Pula)

MIN DEPT PARENT A/C CHILD A/C	DETAILS	APPROVED ESTIMATES	WARRANTED PROVISION	ACTUAL EXPENDITURE	EXPENDITURE OVER + OR UNDER - APPROVED ESTIMATES	EXPENDITURE OVER + OR UNDER - WARRANTED PROVISION
2200	Ministry of Youth Empowerment, Sport and Culture Development					
2206	Department of National Archives and Records Services					
01300	Councils, Conferences and Exhibitions					
01374	National Archives Advisory Council	8,280	8,280	2,051	-6,229	-6,229
01422	Seminars and Workshops committee Conferences	450,000	1,007,894	786,172	336,172	-221,722
01438	Trade Fairs Agricultural Shows and Exhibitions	27,000	24,500	18,662	-8,338	-5,838
01482	International Council on Archives	694,150	379,150	376,936	-317,214	-2,214
Total Parent Account	01300	1,179,430	1,419,824	1,183,822	4,392	-236,002
04300	Special Expenditure					
04305	Audio - Visual Aid Equipment	900,000	0	0	-900,000	0
04309	Camping and Weather Protection Equipment	44,460	0	0	-44,460	0
04314	Furniture and Equipment	578,600	22,706	2,706	-575,894	-20,000
04317	Household and Domestic Equip	63,000	0	0	-63,000	0
04321	Office Equipment (Special Expenditure)	270,000	0	0	-270,000	0
Total Parent Account	04300	1,856,060	22,706	2,706	-1,853,354	-20,000
2209	Department of National Internship Programme					
00110	Salaries and Allowances					
00111	Basic Salary	5,417,370	5,071,170	4,423,534	-993,836	-647,636
00112	Allowances (Salaries and Wages)	266,070	503,270	476,898	210,828	-26,372
00114	Casual Labour (Salaries and Allowances)	14,540	14,540	1,689	-12,851	-12,851
00115	Temporary Assistance (Salaries and Allowances)	860,660	869,660	818,944	-41,716	-50,716
00124	Leave Travel Concession	30,000	30,000	25,253	-4,747	-4,747
00138	Internship Allowance	183,648,420	76,340,444	74,530,560	-109,117,860	-1,809,884
00139	Overtime Allowances	0	100,000	80,375	80,375	-19,625
00141	National Service Allowances	136,080,000	122,010,220	118,268,320	-17,811,680	-3,741,900
Total Parent Account	00110	326,317,060	204,939,304	198,625,573	-127,691,487	-6,313,731
00200	Travelling and Transport (Internal)					
00201	Transportation Costs (Internal Travel)	36,800	13,521	13,521	-23,279	0
00202	Subsistence Costs (Internal Travel)	276,800	267,428	235,554	-41,246	-31,874
00204	Petrol, Oil and Lubricants (Internal Travel)	135,000	176,000	175,968	40,968	-32
00206	Hire Charges	66,600	5,490	5,490	-61,110	0
00207	Accidents Charges	9,000	0	0	-9,000	0
00208	Driver Charges	10	0	0	-10	0
Total Parent Account	00200	524,210	462,439	430,533	-93,677	-31,906
00300	Travelling and Transport (External)					
00301	Transportation Costs (External Travel)	55,200	55,200	11,623	-43,577	-43,577
00302	Subsistence Costs (External Travel)	55,650	55,650	28,556	-27,094	-27,094
Total Parent Account	00300	110,850	110,850	40,179	-70,671	-70,671

**STATEMENT OF RECURRENT EXPENDITURE FOR THE YEAR ENDED 31 MARCH , 2019
AS COMPARED WITH THE ESTIMATES**

(Figures in Pula)

MIN DEPT PARENT A/C CHILD A/C	DETAILS	APPROVED ESTIMATES	WARRANTED PROVISION	ACTUAL EXPENDITURE	EXPENDITURE OVER + OR UNDER - APPROVED ESTIMATES	EXPENDITURE OVER + OR UNDER - WARRANTED PROVISION
2200	Ministry of Youth Empowerment, Sport and Culture Development					
2209	Department of National Internship Programme					
00400	General Expenses and Supplies					
00401	Advertising and Publicity	94,740	89,978	89,975	-4,765	-3
00405	Domestic and Household Requisites	69,440	69,436	67,876	-1,564	-1,560
00409	Incidental Expenses (General Expenses)	38,160	75,536	71,889	33,729	-3,647
00414	Office Supplies (General Expenses and Supplies)	285,990	468,661	466,957	180,967	-1,704
00417	Postal Charges (General Expenses and Supplies)	285,840	295,212	295,212	9,372	0
00422	Service Charges	2,304,500	1,373,254	1,373,254	-931,246	0
00423	Uniforms and Protective Clothing	11,750	15,965	14,850	3,100	-1,116
00432	Printing Charges	479,700	251,935	234,979	-244,721	-16,956
Total Parent Account	00400	3,570,120	2,639,976	2,614,991	-955,129	-24,985
00500	Departmental Services					
00541	Stores	10	0	0	-10	0
Total Parent Account	00500	10	0	0	-10	0
00700	Maintenance and Running (Equipment)					
00707	Fire Fighting Equipment (Maint. and Running-Equip.)	10	0	0	-10	0
00712	Office Equipment (Maintenance and Running Equip.)	31,500	16,183	16,183	-15,317	0
00714	Recording and Visual Aid Equipment	10	0	0	-10	0
00718	Vehicles and Plant Maintenance	140,400	48,628	47,470	-92,930	-1,158
Total Parent Account	00700	171,920	64,811	63,653	-108,267	-1,158
00800	Maintenance and Running Expenses (Other)					
00805	Furniture (Maint and Running Exp - Other)	40,500	7,318	7,318	-33,182	0
00814	Minor Works (Maint and Running Exp - Other)	10	0	0	-10	0
Total Parent Account	00800	40,510	7,318	7,318	-33,192	0
01300	Councils, Conferences and Exhibitions					
01422	Seminars and Workshops committee Conferences	71,970	799,641	779,101	707,131	-20,540
01438	Trade Fairs Agricultural Shows and Exhibitions	13,500	0	0	-13,500	0
Total Parent Account	01300	85,470	799,641	779,101	693,631	-20,540
04300	Special Expenditure					
04305	Audio - Visual Aid Equipment	9,000	0	0	-9,000	0
04314	Furniture and Equipment	8,536,200	139,150	113,050	-8,423,150	-26,100
04317	Household and Domestic Equip	1,000	1,599	1,599	599	0
04321	Office Equipment (Special Expenditure)	130,500	53,318	80,567	-49,933	27,249
04349	Computer Replacement	65,700	8,660	8,660	-57,040	0
Total Parent Account	04300	8,742,400	202,727	203,876	-8,538,524	1,149

**STATEMENT OF RECURRENT EXPENDITURE FOR THE YEAR ENDED 31 MARCH , 2019
AS COMPARED WITH THE ESTIMATES**

(Figures in Pula)

MIN DEPT PARENT A/C CHILD A/C	DETAILS	APPROVED ESTIMATES	WARRANTED PROVISION	ACTUAL EXPENDITURE	EXPENDITURE OVER + OR UNDER - APPROVED ESTIMATES	EXPENDITURE OVER + OR UNDER - WARRANTED PROVISION
2200	Ministry of Youth Empowerment, Sport and Culture Development					
2201	Headquarters(MYSC)	637,678,320	710,966,154	654,518,991	16,840,671	-56,447,163
2206	Department of National Archives and Records Services	26,458,650	23,506,300	20,814,064	-5,644,586	-2,692,236
2209	Department of National Internship Programme	339,562,550	209,227,066	202,765,222	-136,797,328	-6,461,844
TOTAL	Ministry of Youth Empowerment, Sport and Culture Development	1,003,699,520	943,699,520	878,098,278	-125,601,242	-65,601,242

**STATEMENT OF RECURRENT EXPENDITURE FOR THE YEAR ENDED 31 MARCH , 2019
AS COMPARED WITH THE ESTIMATES**

(Figures in Pula)

MIN DEPT PARENT A/C CHILD A/C	DETAILS	APPROVED ESTIMATES	WARRANTED PROVISION	ACTUAL EXPENDITURE	EXPENDITURE OVER + OR UNDER - APPROVED ESTIMATES	EXPENDITURE OVER + OR UNDER - WARRANTED PROVISION
2300	Ministry of Infrastructure and Housing Development					
2301	Headquarters (MIH)					
00110	Salaries and Allowances					
00111	Basic Salary	21,593,260	19,421,885	18,680,363	-2,912,897	-741,522
00112	Allowances (Salaries and Wages)	2,475,070	2,475,070	2,624,694	149,624	149,624
00114	Casual Labour (Salaries and Allowances)	10,000	12,005	12,004	2,004	-1
00115	Temporary Assistance (Salaries and Allowances)	0	42,000	29,528	29,528	-12,472
00124	Leave Travel Concession	47,080	53,600	52,483	5,403	-1,117
00132	Minister's Maids/Gardener's refunds	22,460	28,960	27,361	4,901	-1,599
00139	Overtime Allowances	0	300,000	238,652	238,652	-61,348
Total Parent Account	00110	24,147,870	22,333,520	21,665,085	-2,482,785	-668,435
00160	Pensions, Gratuities and Compensations					
00164	Gratuities - Contract Officers	1,325,500	1,480,690	1,480,689	155,189	-1
Total Parent Account	00160	1,325,500	1,480,690	1,480,689	155,189	-1
00200	Travelling and Transport (Internal)					
00201	Transportation Costs (Internal Travel)	200,000	230,000	210,529	10,529	-19,471
00202	Subsistence Costs (Internal Travel)	800,000	1,500,000	1,242,069	442,069	-257,931
00204	Petrol, Oil and Lubricants (Internal Travel)	400,000	300,000	270,300	-129,700	-29,700
00206	Hire Charges	20,000	0	0	-20,000	0
00207	Accidents Charges	10,000	10,000	4,502	-5,498	-5,498
00208	Driver Charges	10,000	0	0	-10,000	0
Total Parent Account	00200	1,440,000	2,040,000	1,727,401	287,401	-312,599
00300	Travelling and Transport (External)					
00301	Transportation Costs (External Travel)	550,000	715,000	696,963	146,963	-18,037
00302	Subsistence Costs (External Travel)	550,000	550,000	512,351	-37,649	-37,649
00303	Appointment and Termination Fares	60,000	0	0	-60,000	0
Total Parent Account	00300	1,160,000	1,265,000	1,209,314	49,314	-55,686
00400	General Expenses and Supplies					
00401	Advertising and Publicity	446,000	446,000	419,007	-26,993	-26,993
00405	Domestic and Household Requisites	140,000	190,000	183,124	43,124	-6,876
00409	Incidental Expenses (General Expenses)	375,000	425,000	361,833	-13,167	-63,167
00414	Office Supplies (General Expenses and Supplies)	700,830	650,830	418,629	-282,201	-232,201
00417	Postal Charges (General Expenses and Supplies)	1,010,000	1,385,808	1,376,292	366,292	-9,516
00421	Recruitment Expenses	300,000	232,600	198,612	-101,388	-33,988
00422	Service Charges	1,200,000	1,976,210	1,867,974	667,974	-108,236
00423	Uniforms and Protective Clothing	24,000	74,000	59,269	35,269	-14,731
00432	Printing Charges	17,000	17,000	8,664	-8,336	-8,336
Total Parent Account	00400	4,212,830	5,397,448	4,893,405	680,575	-504,043

**STATEMENT OF RECURRENT EXPENDITURE FOR THE YEAR ENDED 31 MARCH , 2019
AS COMPARED WITH THE ESTIMATES**

(Figures in Pula)

MIN DEPT PARENT A/C CHILD A/C	DETAILS	APPROVED ESTIMATES	WARRANTED PROVISION	ACTUAL EXPENDITURE	EXPENDITURE OVER + OR UNDER - APPROVED ESTIMATES	EXPENDITURE OVER + OR UNDER - WARRANTED PROVISION
2300	Ministry of Infrastructure and Housing Development					
2301	Headquarters (MIH)					
00500	Departmental Services					
00572	Rents:Offices	1,000,000	1,127,400	1,127,347	127,347	-53
00634	Workplace	300,880	300,880	279,519	-21,361	-21,361
Total Parent Account	00500	1,300,880	1,428,280	1,406,866	105,986	-21,414
00700	Maintenance and Running (Equipment)					
00707	Fire Fighting Equipment (Maint. and Running- Equip.)	10,000	10,000	2,156	-7,844	-7,844
00712	Office Equipment (Maintenance and Running Equip.)	40,000	40,000	34,585	-5,415	-5,415
00717	Sub-Contracted Repairs	450,000	400,000	360,142	-89,858	-39,858
00718	Vehicles and Plant Maintenance	2,550,000	143,500	96,267	-2,453,733	-47,233
00725	Computer Systems Maintenance	150,000	207,000	207,000	57,000	0
Total Parent Account	00700	3,200,000	800,500	700,151	-2,499,850	-100,350
00800	Maintenance and Running Expenses (Other)					
00805	Furniture (Maint and Running Exp - Other)	50,000	50,000	0	-50,000	-50,000
00806	Grounds (Maint and Running Exp - Other)	5,000	51,900	46,883	41,883	-5,017
00814	Minor Works (Maint and Running Exp - Other)	200,000	460,000	336,345	136,345	-123,655
00827	Website Maintenance	200,000	6,050	0	-200,000	-6,050
Total Parent Account	00800	455,000	567,950	383,228	-71,772	-184,722
01100	Government Hospitality					
01101	Official Receptions	110,000	110,000	104,938	-5,062	-5,062
Total Parent Account	01100	110,000	110,000	104,938	-5,062	-5,062
01200	Training					
01201	Allowances (Training)	546,720	346,720	296,325	-250,395	-50,395
01202	Courses (Training)	1,047,520	1,351,294	1,027,683	-19,837	-323,611
01217	Performance Management System	1,710,000	1,345,438	1,071,454	-638,546	-273,984
Total Parent Account	01200	3,304,240	3,043,452	2,395,462	-908,778	-647,990
01300	Councils, Conferences and Exhibitions					
01318	Buildings Regulations Board	600,000	0	7,501	-592,499	7,501
01422	Seminars and Workshops committee Conferences	550,000	446,226	416,126	-133,874	-30,100
01438	Trade Fairs Agricultural Shows and Exhibitions	85,000	85,000	49,800	-35,200	-35,200
Total Parent Account	01300	1,235,000	531,226	473,428	-761,572	-57,798
01700	Grants Subventions and Other Payments					
01801	Cultural Activities for Youth	500,000	500,000	494,535	-5,465	-5,465
01967	Workmen's Compensation	100,000	100,000	54,929	-45,071	-45,071
02077	Engineers Registration Board	6,779,520	6,779,520	6,779,520	0	0
02131	Quantity Surveyors Registration Council (QSRC)	2,000,000	2,000,000	2,000,000	0	0

**STATEMENT OF RECURRENT EXPENDITURE FOR THE YEAR ENDED 31 MARCH , 2019
AS COMPARED WITH THE ESTIMATES**

(Figures in Pula)

MIN DEPT PARENT A/C CHILD A/C	DETAILS	APPROVED ESTIMATES	WARRANTED PROVISION	ACTUAL EXPENDITURE	EXPENDITURE OVER + OR UNDER - APPROVED ESTIMATES	EXPENDITURE OVER + OR UNDER - WARRANTED PROVISION
2300	Ministry of Infrastructure and Housing Development					
2301	Headquarters (MIH)					
01700	Grants Subventions and Other Payments					
02132	Architects' Registration Council (ARC)	1,380,260	2,018,612	2,018,612	638,352	0
02172	Transfer Value - Pension Liability	0	291,000	290,126	290,126	-874
Total Parent Account	01700	10,759,780	11,689,132	11,637,722	877,942	-51,410
04300	Special Expenditure					
04303	Air Conditioners	0	96,700	55,574	55,574	-41,126
04314	Furniture and Equipment	0	200,000	158,571	158,571	-41,429
04317	Household and Domestic Equip	5,000	5,000	3,780	-1,220	-1,220
04321	Office Equipment (Special Expenditure)	200,000	200,000	151,121	-48,879	-48,879
04322	Photographic Equipment (Special Expenditure)	60,000	60,000	39,100	-20,900	-20,900
04327	Recording and Broadcasting Equip.(Special Expenditure)	5,000	45,000	36,816	31,816	-8,184
04333	Vehicles (Special Expenditure)	5,634,910	8,288,992	8,286,729	2,651,819	-2,263
04349	Computer Replacement	100,000	235,000	197,769	97,769	-37,231
Total Parent Account	04300	6,004,910	9,130,692	8,929,459	2,924,549	-201,233
2302	Department of Building and Engineering Services					
00110	Salaries and Allowances					
00111	Basic Salary	187,707,350	178,137,640	167,447,980	-20,259,370	-10,689,660
00112	Allowances (Salaries and Wages)	25,500,720	29,516,420	28,701,794	3,201,074	-814,626
00114	Casual Labour (Salaries and Allowances)	80,700	130,700	90,646	9,946	-40,054
00115	Temporary Assistance (Salaries and Allowances)	2,000,000	3,160,000	3,040,396	1,040,396	-119,604
00124	Leave Travel Concession	1,200,000	1,297,000	1,201,511	1,511	-95,489
00139	Overtime Allowances	0	1,500,000	1,352,838	1,352,838	-147,162
Total Parent Account	00110	216,488,770	213,741,760	201,835,164	-14,653,606	-11,906,596
00200	Travelling and Transport (Internal)					
00201	Transportation Costs (Internal Travel)	1,400,000	1,550,000	1,379,969	-20,031	-170,031
00202	Subsistence Costs (Internal Travel)	7,000,000	9,613,200	8,629,628	1,629,628	-983,572
00204	Petrol, Oil and Lubricants (Internal Travel)	3,860,000	3,160,000	3,159,850	-700,150	-150
00206	Hire Charges	80,000	80,000	79,900	-100	-100
00207	Accidents Charges	200,000	140,000	112,630	-87,370	-27,370
00208	Driver Charges	10,000	10,000	9,950	-50	-50
Total Parent Account	00200	12,550,000	14,553,200	13,371,927	821,927	-1,181,273
00300	Travelling and Transport (External)					
00301	Transportation Costs (External Travel)	105,000	140,000	105,969	969	-34,031
00302	Subsistence Costs (External Travel)	160,080	160,080	140,091	-19,989	-19,989
Total Parent Account	00300	265,080	300,080	246,060	-19,020	-54,020

**STATEMENT OF RECURRENT EXPENDITURE FOR THE YEAR ENDED 31 MARCH , 2019
AS COMPARED WITH THE ESTIMATES**

(Figures in Pula)

MIN DEPT PARENT A/C CHILD A/C	DETAILS	APPROVED ESTIMATES	WARRANTED PROVISION	ACTUAL EXPENDITURE	EXPENDITURE OVER + OR UNDER - APPROVED ESTIMATES	EXPENDITURE OVER + OR UNDER - WARRANTED PROVISION
2300	Ministry of Infrastructure and Housing Development					
2302	Department of Building and Engineering Services					
00400	General Expenses and Supplies					
00401	Advertising and Publicity	100,000	100,000	53,215	-46,786	-46,786
00405	Domestic and Household Requisites	800,000	800,000	737,115	-62,885	-62,885
00409	Incidental Expenses (General Expenses)	400,000	400,000	378,832	-21,168	-21,168
00414	Office Supplies (General Expenses and Supplies)	900,000	1,200,000	1,166,079	266,079	-33,921
00417	Postal Charges (General Expenses and Supplies)	5,000,000	2,584,800	2,584,800	-2,415,200	0
00422	Service Charges	5,696,750	5,696,750	5,531,912	-164,838	-164,838
00423	Uniforms and Protective Clothing	1,200,000	1,200,000	1,127,636	-72,364	-72,364
00432	Printing Charges	100,000	100,000	73,715	-26,285	-26,285
Total Parent Account	00400	14,196,750	12,081,550	11,653,304	-2,543,446	-428,246
00500	Departmental Services					
00521	Industrial Gases	50,000	50,000	20,432	-29,568	-29,568
00541	Stores	27,500	27,500	26,548	-952	-952
00546	Library Books (Departmental Expenses)	148,800	98,800	96,858	-51,942	-1,942
Total Parent Account	00500	226,300	176,300	143,839	-82,461	-32,461
00700	Maintenance and Running (Equipment)					
00701	Air Conditioning and Refrigeration Equipment	77,500	77,500	52,404	-25,096	-25,096
00706	Electrical Equipment	50,000	50,000	45,445	-4,555	-4,555
00707	Fire Fighting Equipment (Maint. and Running-Equip.)	42,000	42,000	32,489	-9,511	-9,511
00712	Office Equipment (Maintenance and Running Equip.)	150,000	350,000	309,191	159,191	-40,809
00716	Static Plant	30,000	1,000	0	-30,000	-1,000
00717	Sub-Contracted Repairs	2,365,910	2,363,630	2,198,038	-167,872	-165,592
00718	Vehicles and Plant Maintenance	1,445,000	1,447,280	1,391,989	-53,011	-55,291
00725	Computer Systems Maintenance	126,260	45,380	45,380	-80,880	0
Total Parent Account	00700	4,286,670	4,376,790	4,074,935	-211,735	-301,855
00800	Maintenance and Running Expenses (Other)					
00805	Furniture (Maint and Running Exp - Other)	100,000	16,515	16,275	-83,725	-240
00814	Minor Works (Maint and Running Exp - Other)	150,000	150,000	131,032	-18,968	-18,968
00828	Maintenance of Government Facilities	4,000,000	2,266,400	1,782,765	-2,217,235	-483,635
Total Parent Account	00800	4,250,000	2,432,915	1,930,071	-2,319,929	-502,844
01200	Training					
01201	Allowances (Training)	312,000	153,000	90,546	-221,454	-62,454
01202	Courses (Training)	250,000	250,000	248,937	-1,063	-1,063
Total Parent Account	01200	562,000	403,000	339,483	-222,517	-63,517

**STATEMENT OF RECURRENT EXPENDITURE FOR THE YEAR ENDED 31 MARCH , 2019
AS COMPARED WITH THE ESTIMATES**

(Figures in Pula)

MIN DEPT PARENT A/C CHILD A/C	DETAILS	APPROVED ESTIMATES	WARRANTED PROVISION	ACTUAL EXPENDITURE	EXPENDITURE OVER + OR UNDER - APPROVED ESTIMATES	EXPENDITURE OVER + OR UNDER - WARRANTED PROVISION
2300	Ministry of Infrastructure and Housing Development					
2302	Department of Building and Engineering Services					
01300	Councils, Conferences and Exhibitions					
01422	Seminars and Workshops committee Conferences	300,000	599,000	589,083	289,083	-9,917
Total Parent Account	01300	300,000	599,000	589,083	289,083	-9,917
04300	Special Expenditure					
04303	Air Conditioners	16,000	16,000	0	-16,000	-16,000
04314	Furniture and Equipment	0	83,485	39,426	39,426	-44,059
04321	Office Equipment (Special Expenditure)	150,000	150,000	120,036	-29,964	-29,964
04349	Computer Replacement	50,000	79,000	110,158	60,158	31,158
Total Parent Account	04300	216,000	328,485	269,620	53,620	-58,865
2305	Department of Housing					
00110	Salaries and Allowances					
00111	Basic Salary	12,289,200	12,209,200	11,333,906	-955,294	-875,294
00112	Allowances (Salaries and Wages)	1,560,000	2,660,000	2,639,403	1,079,403	-20,597
00114	Casual Labour (Salaries and Allowances)	6,940	6,940	3,312	-3,628	-3,628
00115	Temporary Assistance (Salaries and Allowances)	303,000	303,000	308,934	5,934	5,934
00124	Leave Travel Concession	30,000	38,256	38,201	8,201	-55
00139	Overtime Allowances	0	71,744	25,615	25,615	-46,129
Total Parent Account	00110	14,189,140	15,289,140	14,349,370	160,230	-939,770
00200	Travelling and Transport (Internal)					
00201	Transportation Costs (Internal Travel)	150,000	150,000	148,682	-1,318	-1,318
00202	Subsistence Costs (Internal Travel)	1,500,000	1,515,000	1,393,205	-106,795	-121,795
00204	Petrol, Oil and Lubricants (Internal Travel)	423,890	1,223,890	1,175,196	751,306	-48,694
00206	Hire Charges	10,000	10,000	1,833	-8,167	-8,167
Total Parent Account	00200	2,083,890	2,898,890	2,718,916	635,026	-179,974
00300	Travelling and Transport (External)					
00301	Transportation Costs (External Travel)	45,000	75,720	74,608	29,608	-1,112
00302	Subsistence Costs (External Travel)	79,000	164,890	122,943	43,943	-41,947
Total Parent Account	00300	124,000	240,610	197,551	73,551	-43,059
00400	General Expenses and Supplies					
00401	Advertising and Publicity	100,000	70,000	37,966	-62,034	-32,034
00405	Domestic and Household Requisites	100,000	150,000	137,011	37,011	-12,989
00409	Incidental Expenses (General Expenses)	40,000	60,000	50,884	10,884	-9,116
00414	Office Supplies (General Expenses and Supplies)	300,000	350,000	336,905	36,905	-13,095
00417	Postal Charges (General Expenses and Supplies)	200,000	200,000	187,333	-12,667	-12,667
00422	Service Charges	1,200,000	1,150,000	663,748	-536,252	-486,252
00423	Uniforms and Protective Clothing	123,000	123,000	111,542	-11,458	-11,458
00432	Printing Charges	125,000	125,000	46,650	-78,350	-78,350

**STATEMENT OF RECURRENT EXPENDITURE FOR THE YEAR ENDED 31 MARCH , 2019
AS COMPARED WITH THE ESTIMATES**

(Figures in Pula)

MIN DEPT PARENT A/C CHILD A/C	DETAILS	APPROVED ESTIMATES	WARRANTED PROVISION	ACTUAL EXPENDITURE	EXPENDITURE OVER + OR UNDER - APPROVED ESTIMATES	EXPENDITURE OVER + OR UNDER - WARRANTED PROVISION
2300	Ministry of Infrastructure and Housing Development					
2305	Department of Housing					
00400	General Expenses and Supplies					
Total Parent Account	00400	2,188,000	2,228,000	1,572,038	-615,962	-655,962
00500	Departmental Services					
00529	Rents (Housing)	74,690,000	53,729,524	53,729,524	-20,960,476	0
00577	Property Rent Privately Leased	28,000,000	24,755,130	24,185,879	-3,814,121	-569,251
00586	Rents,Housing -Botswana Police	35,000,000	36,319,980	36,314,666	1,314,666	-5,314
00596	Rents, Housing-Prisons	7,000,000	6,640,496	6,609,291	-390,709	-31,205
00611	Revenue Refunds	750,000	750,000	736,749	-13,251	-13,251
Total Parent Account	00500	145,440,000	122,195,130	121,576,109	-23,863,891	-619,021
00700	Maintenance and Running (Equipment)					
00707	Fire Fighting Equipment (Maint. and Running- Equip.)	2,000	2,000	0	-2,000	-2,000
00712	Office Equipment (Maintenance and Running Equip.)	20,000	30,000	24,369	4,369	-5,631
00717	Sub-Contracted Repairs	200,000	70,000	0	-200,000	-70,000
00718	Vehicles and Plant Maintenance	150,000	1,350,000	332,832	182,832	-1,017,168
Total Parent Account	00700	372,000	1,452,000	357,201	-14,799	-1,094,799
00800	Maintenance and Running Expenses (Other)					
00803	Buildings (Maint and Running Exp - Other)	15,290,120	38,534,990	37,875,294	22,585,174	-659,696
Total Parent Account	00800	15,290,120	38,534,990	37,875,294	22,585,174	-659,696
01200	Training					
01201	Allowances (Training)	50,000	35,000	0	-50,000	-35,000
01202	Courses (Training)	150,000	150,000	135,983	-14,017	-14,017
Total Parent Account	01200	200,000	185,000	135,983	-64,017	-49,017
01300	Councils, Conferences and Exhibitions					
01422	Seminars and Workshops committee Conferences	100,000	180,000	139,013	39,013	-40,987
01451	World Habitat Day	300,000	215,663	213,018	-86,982	-2,645
Total Parent Account	01300	400,000	395,663	352,031	-47,969	-43,632
04300	Special Expenditure					
04349	Computer Replacement	0	54,337	44,048	44,048	-10,289
Total Parent Account	04300	0	54,337	44,048	44,048	-10,289
2301	Headquarters (MIH)	58,656,010	59,817,890	57,007,147	-1,648,863	-2,810,743
2302	Department of Building and Engineering Services	253,341,570	248,993,080	234,453,487	-18,888,083	-14,539,593

**STATEMENT OF RECURRENT EXPENDITURE FOR THE YEAR ENDED 31 MARCH , 2019
AS COMPARED WITH THE ESTIMATES**

(Figures in Pula)

MIN DEPT PARENT A/C CHILD A/C	DETAILS	APPROVED ESTIMATES	WARRANTED PROVISION	ACTUAL EXPENDITURE	EXPENDITURE OVER + OR UNDER - APPROVED ESTIMATES	EXPENDITURE OVER + OR UNDER - WARRANTED PROVISION
2300	Ministry of Infrastructure and Housing Development					
2305	Department of Housing	180,287,150	183,473,760	179,178,541	-1,108,609	-4,295,219
TOTAL	Ministry of Infrastructure and Housing Development	492,284,730	492,284,730	470,639,175	-21,645,555	-21,645,555

**STATEMENT OF RECURRENT EXPENDITURE FOR THE YEAR ENDED 31 MARCH , 2019
AS COMPARED WITH THE ESTIMATES**

(Figures in Pula)

MIN DEPT PARENT A/C CHILD A/C	DETAILS	APPROVED ESTIMATES	WARRANTED PROVISION	ACTUAL EXPENDITURE	EXPENDITURE OVER + OR UNDER - APPROVED ESTIMATES	EXPENDITURE OVER + OR UNDER - WARRANTED PROVISION
2400	Ministry of Transport and Communications					
2401	Headquarters (MTC)					
00110	Salaries and Allowances					
00111	Basic Salary	27,537,670	21,517,670	21,408,424	-6,129,246	-109,246
00112	Allowances (Salaries and Wages)	9,706,270	4,556,270	3,887,834	-5,818,436	-668,436
00114	Casual Labour (Salaries and Allowances)	20,000	20,000	0	-20,000	-20,000
00115	Temporary Assistance (Salaries and Allowances)	270,000	350,000	343,333	73,333	-6,667
00124	Leave Travel Concession	80,000	80,000	61,411	-18,589	-18,589
00125	Leave Encashment	0	211,500	143,866	143,866	-67,634
00139	Overtime Allowances	0	440,000	406,809	406,809	-33,191
Total Parent Account	00110	37,613,940	27,175,440	26,251,677	-11,362,263	-923,763
00160	Pensions, Gratuities and Compensations					
00164	Gratuities - Contract Officers	1,086,470	3,651,210	3,575,925	2,489,455	-75,285
Total Parent Account	00160	1,086,470	3,651,210	3,575,925	2,489,455	-75,285
00200	Travelling and Transport (Internal)					
00201	Transportation Costs (Internal Travel)	1,000,000	300,000	286,415	-713,585	-13,585
00202	Subsistence Costs (Internal Travel)	1,150,000	2,114,000	2,044,553	894,553	-69,448
00204	Petrol, Oil and Lubricants (Internal Travel)	708,040	96,924	96,924	-611,116	0
00206	Hire Charges	417,810	34,813	34,813	-382,997	0
00207	Accidents Charges	68,300	68,300	0	-68,300	-68,300
00208	Driver Charges	65,250	65,250	1,780	-63,470	-63,470
Total Parent Account	00200	3,409,400	2,679,287	2,464,484	-944,916	-214,803
00300	Travelling and Transport (External)					
00301	Transportation Costs (External Travel)	1,750,000	2,150,000	1,810,093	60,093	-339,907
00302	Subsistence Costs (External Travel)	1,250,000	2,850,000	2,610,917	1,360,917	-239,083
Total Parent Account	00300	3,000,000	5,000,000	4,421,010	1,421,010	-578,990
00400	General Expenses and Supplies					
00401	Advertising and Publicity	400,000	610,800	576,754	176,754	-34,046
00405	Domestic and Household Requisites	200,000	330,000	329,078	129,078	-922
00409	Incidental Expenses (General Expenses)	1,000,000	800,000	595,647	-404,353	-204,353
00414	Office Supplies (General Expenses and Supplies)	690,120	1,015,120	840,366	150,246	-174,754
00417	Postal Charges (General Expenses and Supplies)	2,300,000	1,700,000	1,493,975	-806,025	-206,025
00421	Recruitment Expenses	7,240	1,559,816	770,748	763,508	-789,069
00422	Service Charges	3,028,000	2,628,000	1,976,588	-1,051,412	-651,412
00423	Uniforms and Protective Clothing	100,200	105,100	93,202	-6,998	-11,898
00428	Computer System Support	200,000	49,200	0	-200,000	-49,200
00432	Printing Charges	80,000	130,000	129,763	49,763	-237
Total Parent Account	00400	8,005,560	8,928,036	6,806,118	-1,199,442	-2,121,918

**STATEMENT OF RECURRENT EXPENDITURE FOR THE YEAR ENDED 31 MARCH , 2019
AS COMPARED WITH THE ESTIMATES**

(Figures in Pula)

MIN DEPT PARENT A/C CHILD A/C	DETAILS	APPROVED ESTIMATES	WARRANTED PROVISION	ACTUAL EXPENDITURE	EXPENDITURE OVER + OR UNDER - APPROVED ESTIMATES	EXPENDITURE OVER + OR UNDER - WARRANTED PROVISION
2400	Ministry of Transport and Communications					
2401	Headquarters (MTC)					
00500	Departmental Services					
00503	Consultancies (Investigation and Research)	2,636,480	59,691,311	57,383,215	54,746,735	-2,308,096
00546	Library Books (Departmental Expenses)	0	16,327	0	0	-16,327
00548	Safe Driving Awards	175,000	175,000	-50	-175,050	-175,050
00568	Government Mail in Botswana	12,000,000	14,765,840	14,760,138	2,760,138	-5,702
00572	Rents:Offices	22,464,320	26,043,257	26,043,257	3,578,937	0
Total Parent Account	00500	37,275,800	100,691,735	98,186,560	60,910,760	-2,505,175
00700	Maintenance and Running (Equipment)					
00706	Electrical Equipment	5,000	5,000	0	-5,000	-5,000
00712	Office Equipment (Maintenance and Running Equip.)	10,000	0	0	-10,000	0
00724	Computer Systems Consumables	1,735,000	283,000	282,617	-1,452,383	-383
Total Parent Account	00700	1,750,000	288,000	282,617	-1,467,383	-5,383
00800	Maintenance and Running Expenses (Other)					
00803	Buildings (Maint and Running Exp - Other)	3,000,000	0	0	-3,000,000	0
00805	Furniture (Maint and Running Exp - Other)	15,000	15,000	2,700	-12,300	-12,300
00814	Minor Works (Maint and Running Exp - Other)	4,392,760	432,760	406,378	-3,986,382	-26,382
Total Parent Account	00800	7,407,760	447,760	409,078	-6,998,682	-38,682
01100	Government Hospitality					
01101	Official Receptions	300,000	294,000	160,640	-139,360	-133,360
Total Parent Account	01100	300,000	294,000	160,640	-139,360	-133,360
01200	Training					
01201	Allowances (Training)	4,000,000	2,330,000	2,151,835	-1,848,165	-178,165
01202	Courses (Training)	3,000,000	4,086,000	3,170,451	170,451	-915,549
01209	Students and Tutors Travelling Exp.(Training)	300,000	300,000	274,522	-25,478	-25,478
01217	Performance Management System	1,000,000	1,000,000	805,756	-194,244	-194,244
Total Parent Account	01200	8,300,000	7,716,000	6,402,564	-1,897,436	-1,313,436
01300	Councils, Conferences and Exhibitions					
01422	Seminars and Workshops committee Conferences	2,080,000	1,729,836	1,094,093	-985,907	-635,743
01438	Trade Fairs Agricultural Shows and Exhibitions	300,000	350,000	310,115	10,115	-39,885
Total Parent Account	01300	2,380,000	2,079,836	1,404,209	-975,792	-675,628
01700	Grants Subventions and Other Payments					
01787	Commonwealth Telecommunications Organisation	500,000	500,000	341,273	-158,728	-158,728
01849	International Telecommunications Union	2,000,000	1,724,100	1,724,068	-275,932	-32
01883	Pan African Postal Union	500,000	500,000	314,481	-185,519	-185,519

**STATEMENT OF RECURRENT EXPENDITURE FOR THE YEAR ENDED 31 MARCH , 2019
AS COMPARED WITH THE ESTIMATES**

(Figures in Pula)

MIN DEPT PARENT A/C CHILD A/C	DETAILS	APPROVED ESTIMATES	WARRANTED PROVISION	ACTUAL EXPENDITURE	EXPENDITURE OVER + OR UNDER - APPROVED ESTIMATES	EXPENDITURE OVER + OR UNDER - WARRANTED PROVISION
2400	Ministry of Transport and Communications					
2401	Headquarters (MTC)					
01700	Grants Subventions and Other Payments					
01891	Promotion of Youth Recreation;	350,000	350,000	306,093	-43,907	-43,907
01962	Universal Postal Union	1,000,000	504,160	504,160	-495,840	0
01967	Workmen's Compensation	300,000	1,160,900	1,008,678	708,678	-152,222
02067	Civil Aviation Authority of Botswana (CAAB)	150,000,000	150,000,000	150,000,000	0	0
02134	Botswana Post and Savings Group Limited	25,000,000	22,988,014	22,000,000	-3,000,000	-988,014
02142	Botswana Post (Universal Service Obligation)	78,000,000	78,000,000	78,000,000	0	0
	Total Parent Account 01700	257,650,000	255,727,174	254,198,752	-3,451,248	-1,528,422
04200	Refunds of Revenue					
04202	Refunds of Overcollections	10,000	16,000	12,219	2,219	-3,781
	Total Parent Account 04200	10,000	16,000	12,219	2,219	-3,781
04300	Special Expenditure					
04305	Audio - Visual Aid Equipment	100,000	20,000	0	-100,000	-20,000
04314	Furniture and Equipment	140,000	215,000	140,164	164	-74,836
04317	Household and Domestic Equip	180,000	50,000	48,600	-131,400	-1,400
04321	Office Equipment (Special Expenditure)	10,000	10,000	5,200	-4,800	-4,800
04322	Photographic Equipment (Special Expenditure)	50,000	50,000	49,168	-832	-832
04333	Vehicles (Special Expenditure)	30,175,740	30,175,740	30,050,248	-125,492	-125,492
04349	Computer Replacement	1,000,000	897,000	651,360	-348,640	-245,640
	Total Parent Account 04300	31,655,740	31,417,740	30,944,740	-711,000	-473,000
2402	Department of Road Transport and Safety					
00110	Salaries and Allowances					
00111	Basic Salary	75,000,000	71,800,000	71,044,612	-3,955,388	-755,388
00112	Allowances (Salaries and Wages)	9,589,500	9,589,500	9,300,827	-288,673	-288,673
00114	Casual Labour (Salaries and Allowances)	301,000	301,000	218,237	-82,763	-82,763
00115	Temporary Assistance (Salaries and Allowances)	1,000,000	1,440,000	1,404,593	404,593	-35,407
00124	Leave Travel Concession	350,000	450,000	353,619	3,619	-96,381
00139	Overtime Allowances	0	2,660,000	1,988,710	1,988,710	-671,290
	Total Parent Account 00110	86,240,500	86,240,500	84,310,599	-1,929,901	-1,929,901
00200	Travelling and Transport (Internal)					
00201	Transportation Costs (Internal Travel)	500,000	876,480	668,064	168,064	-208,416
00202	Subsistence Costs (Internal Travel)	3,000,000	4,200,000	3,646,876	646,876	-553,124
00204	Petrol, Oil and Lubricants (Internal Travel)	2,096,510	2,096,510	2,094,682	-1,828	-1,828
00206	Hire Charges	300,000	300,000	0	-300,000	-300,000
00207	Accidents Charges	40,000	40,000	0	-40,000	-40,000
00208	Driver Charges	10,000	10,000	0	-10,000	-10,000

**STATEMENT OF RECURRENT EXPENDITURE FOR THE YEAR ENDED 31 MARCH , 2019
AS COMPARED WITH THE ESTIMATES**

(Figures in Pula)

MIN DEPT PARENT A/C CHILD A/C	DETAILS	APPROVED ESTIMATES	WARRANTED PROVISION	ACTUAL EXPENDITURE	EXPENDITURE OVER + OR UNDER - APPROVED ESTIMATES	EXPENDITURE OVER + OR UNDER - WARRANTED PROVISION
2400	Ministry of Transport and Communications					
2402	Department of Road Transport and Safety					
00200	Travelling and Transport (Internal)					
Total Parent Account	00200	5,946,510	7,522,990	6,409,622	463,112	-1,113,368
00300	Travelling and Transport (External)					
00301	Transportation Costs (External Travel)	200,000	200,000	180,174	-19,826	-19,826
00302	Subsistence Costs (External Travel)	300,000	300,000	275,926	-24,074	-24,074
Total Parent Account	00300	500,000	500,000	456,099	-43,901	-43,901
00400	General Expenses and Supplies					
00401	Advertising and Publicity	300,000	300,000	258,189	-41,811	-41,811
00405	Domestic and Household Requisites	700,000	1,000,000	910,095	210,095	-89,905
00409	Incidental Expenses (General Expenses)	300,000	600,000	489,180	189,180	-110,820
00414	Office Supplies (General Expenses and Supplies)	3,000,000	3,600,000	3,105,045	105,045	-494,955
00417	Postal Charges (General Expenses and Supplies)	2,500,000	2,650,000	2,644,012	144,012	-5,988
00422	Service Charges	8,000,000	9,400,000	9,015,328	1,015,328	-384,672
00423	Uniforms and Protective Clothing	400,000	400,000	307,658	-92,342	-92,342
00432	Printing Charges	9,000,000	9,100,000	9,024,834	24,834	-75,166
Total Parent Account	00400	24,200,000	27,050,000	25,754,340	1,554,340	-1,295,660
00500	Departmental Services					
00514	Driving Test Expenses	5,000	5,000	0	-5,000	-5,000
00541	Stores	15,000	15,000	12,563	-2,437	-2,437
00561	Agency Fees	22,000,000	41,700,000	41,608,610	19,608,610	-91,390
00609	Driving Licence Cards	1,900,000	1,900,000	1,838,964	-61,036	-61,036
Total Parent Account	00500	23,920,000	43,620,000	43,460,138	19,540,138	-159,862
00700	Maintenance and Running (Equipment)					
00707	Fire Fighting Equipment (Maint. and Running- Equip.)	60,000	60,000	46,293	-13,707	-13,707
00712	Office Equipment (Maintenance and Running Equip.)	45,000	45,000	13,056	-31,944	-31,944
00716	Static Plant	1,500,000	400,000	94,028	-1,405,972	-305,972
00724	Computer Systems Consumables	2,500,000	650,000	236,526	-2,263,474	-413,474
00725	Computer Systems Maintenance	7,000,000	4,200,000	3,953,278	-3,046,722	-246,722
Total Parent Account	00700	11,105,000	5,355,000	4,343,183	-6,761,818	-1,011,818
00800	Maintenance and Running Expenses (Other)					
00805	Furniture (Maint and Running Exp - Other)	35,000	35,000	12,560	-22,440	-22,440
00806	Grounds (Maint and Running Exp - Other)	5,000	5,000	2,465	-2,535	-2,535
00814	Minor Works (Maint and Running Exp - Other)	1,000,000	1,200,000	1,015,306	15,306	-184,694
Total Parent Account	00800	1,040,000	1,240,000	1,030,331	-9,669	-209,669

**STATEMENT OF RECURRENT EXPENDITURE FOR THE YEAR ENDED 31 MARCH , 2019
AS COMPARED WITH THE ESTIMATES**

(Figures in Pula)

MIN DEPT PARENT A/C CHILD A/C	DETAILS	APPROVED ESTIMATES	WARRANTED PROVISION	ACTUAL EXPENDITURE	EXPENDITURE OVER + OR UNDER - APPROVED ESTIMATES	EXPENDITURE OVER + OR UNDER - WARRANTED PROVISION
2400	Ministry of Transport and Communications					
2402	Department of Road Transport and Safety					
01200	Training					
01201	Allowances (Training)	23,630	23,630	0	-23,630	-23,630
01202	Courses (Training)	87,680	87,680	73,087	-14,593	-14,593
	Total Parent Account 01200	111,310	111,310	73,087	-38,223	-38,223
01300	Councils, Conferences and Exhibitions					
01306	Appeals Tribunal (Transport)	500,000	600,000	554,364	54,364	-45,636
01412	Road Transport Licensing Board	1,350,000	1,450,000	1,333,956	-16,044	-116,044
01422	Seminars and Workshops committee Conferences	1,000,000	1,000,000	933,736	-66,264	-66,264
01438	Trade Fairs Agricultural Shows and Exhibitions	10,000	10,000	9,840	-160	-160
01463	Trans-Kalahari Secretariat	1,500,000	1,373,520	1,345,356	-154,644	-28,164
	Total Parent Account 01300	4,360,000	4,433,520	4,177,252	-182,748	-256,268
01700	Grants Subventions and Other Payments					
01905	Rural Bus Subsidy	10,000	10,000	0	-10,000	-10,000
	Total Parent Account 01700	10,000	10,000	0	-10,000	-10,000
04300	Special Expenditure					
04303	Air Conditioners	150,960	150,960	143,872	-7,088	-7,088
04313	Fire Fighting Equipment (Special Expenditure)	20,000	20,000	4,750	-15,250	-15,250
04314	Furniture and Equipment	500,000	500,000	461,036	-38,964	-38,964
04317	Household and Domestic Equip	150,000	150,000	129,966	-20,034	-20,034
04321	Office Equipment (Special Expenditure)	570,000	2,070,000	1,829,739	1,259,739	-240,261
04322	Photographic Equipment (Special Expenditure)	200,000	50,000	36,700	-163,300	-13,300
04349	Computer Replacement	1,250,000	950,000	599,966	-650,034	-350,034
	Total Parent Account 04300	2,840,960	3,890,960	3,206,030	365,070	-684,930
2403	Department of Central Transport Organisation					
00110	Salaries and Allowances					
00111	Basic Salary	123,825,000	117,575,000	116,647,861	-7,177,139	-927,139
00112	Allowances (Salaries and Wages)	27,000,000	27,000,000	13,968,429	-13,031,571	-13,031,571
00114	Casual Labour (Salaries and Allowances)	150,000	200,000	172,162	22,162	-27,838
00115	Temporary Assistance (Salaries and Allowances)	2,300,000	4,225,000	3,659,032	1,359,032	-565,968
00124	Leave Travel Concession	588,660	863,660	795,779	207,119	-67,881
00139	Overtime Allowances	0	4,380,000	4,726,134	4,726,134	346,134
	Total Parent Account 00110	153,863,660	154,243,660	139,969,396	-13,894,264	-14,274,264
00200	Travelling and Transport (Internal)					
00201	Transportation Costs (Internal Travel)	1,000,000	1,050,000	866,516	-133,484	-183,484
00202	Subsistence Costs (Internal Travel)	7,000,000	9,334,000	8,486,206	1,486,206	-847,794
00204	Petrol, Oil and Lubricants (Internal Travel)	274,000,000	267,565,890	253,236,571	-20,763,429	-14,329,319

**STATEMENT OF RECURRENT EXPENDITURE FOR THE YEAR ENDED 31 MARCH , 2019
AS COMPARED WITH THE ESTIMATES**

(Figures in Pula)

MIN DEPT PARENT A/C CHILD A/C	DETAILS	APPROVED ESTIMATES	WARRANTED PROVISION	ACTUAL EXPENDITURE	EXPENDITURE OVER + OR UNDER - APPROVED ESTIMATES	EXPENDITURE OVER + OR UNDER - WARRANTED PROVISION
2400	Ministry of Transport and Communications					
2403	Department of Central Transport Organisation					
00200	Travelling and Transport (Internal)					
Total Parent Account	00200	282,000,000	277,949,890	262,589,293	-19,410,707	-15,360,597
00300	Travelling and Transport (External)					
00301	Transportation Costs (External Travel)	64,580	14,580	14,000	-50,580	-580
00302	Subsistence Costs (External Travel)	84,640	134,640	121,234	36,594	-13,406
Total Parent Account	00300	149,220	149,220	135,234	-13,986	-13,986
00400	General Expenses and Supplies					
00401	Advertising and Publicity	300,000	160,000	156,732	-143,268	-3,268
00405	Domestic and Household Requisites	2,000,000	2,250,000	2,024,086	24,086	-225,914
00409	Incidental Expenses (General Expenses)	1,500,000	1,620,000	1,422,183	-77,818	-197,818
00414	Office Supplies (General Expenses and Supplies)	2,000,000	2,280,000	2,112,587	112,587	-167,413
00417	Postal Charges (General Expenses and Supplies)	3,000,000	4,235,000	4,230,977	1,230,977	-4,024
00422	Service Charges	10,000,000	11,300,000	11,204,170	1,204,170	-95,830
00423	Uniforms and Protective Clothing	2,000,000	2,000,000	1,669,465	-330,535	-330,535
00432	Printing Charges	652,250	652,250	614,576	-37,674	-37,674
Total Parent Account	00400	21,452,250	24,497,250	23,434,776	1,982,526	-1,062,474
00500	Departmental Services					
00514	Driving Test Expenses	7,000	7,000	2,041	-4,959	-4,959
00521	Industrial Gases	500,000	100,000	46,052	-453,948	-53,948
00541	Stores	200,000	200,000	153,030	-46,970	-46,970
00545	Vehicle Tool Replacements	100,000	100,000	52,997	-47,003	-47,003
00561	Agency Fees	380,000	280,000	206,146	-173,854	-73,854
Total Parent Account	00500	1,187,000	687,000	460,265	-726,735	-226,735
00700	Maintenance and Running (Equipment)					
00703	Barges,Boats and Ancillary	2,500,000	2,500,000	2,034,281	-465,719	-465,719
00707	Fire Fighting Equipment (Maint. and Running- Equip.)	250,000	250,000	197,805	-52,195	-52,195
00712	Office Equipment (Maintenance and Running Equip.)	500,000	220,000	181,594	-318,406	-38,406
00716	Static Plant	1,500,000	900,000	586,650	-913,350	-313,350
00717	Sub-Contracted Repairs	18,000,000	18,150,000	16,523,846	-1,476,154	-1,626,154
00718	Vehicles and Plant Maintenance	17,000,000	15,309,000	14,535,569	-2,464,431	-773,431
00724	Computer Systems Consumables	3,000,000	180,000	76,684	-2,923,316	-103,316
00725	Computer Systems Maintenance	6,700,000	10,100,000	10,068,285	3,368,285	-31,715
Total Parent Account	00700	49,450,000	47,609,000	44,204,713	-5,245,287	-3,404,287

**STATEMENT OF RECURRENT EXPENDITURE FOR THE YEAR ENDED 31 MARCH , 2019
AS COMPARED WITH THE ESTIMATES**

(Figures in Pula)

MIN DEPT PARENT A/C CHILD A/C	DETAILS	APPROVED ESTIMATES	WARRANTED PROVISION	ACTUAL EXPENDITURE	EXPENDITURE OVER + OR UNDER - APPROVED ESTIMATES	EXPENDITURE OVER + OR UNDER - WARRANTED PROVISION
2400	Ministry of Transport and Communications					
2403	Department of Central Transport Organisation					
00800	Maintenance and Running Expenses (Other)					
00805	Furniture (Maint and Running Exp - Other)	10,000	10,000	0	-10,000	-10,000
00814	Minor Works (Maint and Running Exp - Other)	2,897,060	3,497,060	3,321,950	424,890	-175,110
Total Parent Account	00800	2,907,060	3,507,060	3,321,950	414,890	-185,110
01200	Training					
01201	Allowances (Training)	262,000	0	0	-262,000	0
01202	Courses (Training)	1,000,000	1,000,000	832,797	-167,203	-167,203
01204	Equipment (Training)	31,000	0	0	-31,000	0
01207	Materials (Training)	52,000	2,000	0	-52,000	-2,000
01208	Rations (Training)	367,000	156,000	122,685	-244,315	-33,315
Total Parent Account	01200	1,712,000	1,158,000	955,482	-756,518	-202,518
01300	Councils, Conferences and Exhibitions					
01331	CTO Workshop Managers Conference	500,000	500,000	453,936	-46,064	-46,064
Total Parent Account	01300	500,000	500,000	453,936	-46,064	-46,064
04300	Special Expenditure					
04303	Air Conditioners	1,000,000	300,000	161,767	-838,233	-138,233
04309	Camping and Weather Protection Equipment	100,000	100,000	82,980	-17,020	-17,020
04313	Fire Fighting Equipment (Special Expenditure)	40,000	40,000	29,706	-10,294	-10,294
04314	Furniture and Equipment	500,000	900,000	841,141	341,141	-58,859
04321	Office Equipment (Special Expenditure)	1,000,000	2,000,000	1,680,064	680,064	-319,936
04322	Photographic Equipment (Special Expenditure)	1,000,000	466,000	465,062	-534,938	-938
04323	Plant/Heavy Mobile (Special Expenditure)	1,500,000	0	0	-1,500,000	0
04329	Rondavels and Site Accommodation	1,200,000	1,900,000	1,840,848	640,848	-59,152
04333	Vehicles (Special Expenditure)	8,000,000	8,750,000	8,667,916	667,916	-82,084
04334	Workshop Equipment (Special Expenditure)	1,200,000	350,000	225,474	-974,526	-124,526
04349	Computer Replacement	1,500,000	500,000	477,967	-1,022,033	-22,033
Total Parent Account	04300	17,040,000	15,306,000	14,472,924	-2,567,076	-833,076
2404	Department of Telecommunications and Postal Services					
00110	Salaries and Allowances					
00111	Basic Salary	6,095,000	5,852,000	5,148,248	-946,752	-703,752
00112	Allowances (Salaries and Wages)	1,265,000	1,445,000	1,281,956	16,956	-163,044
00114	Casual Labour (Salaries and Allowances)	1,000	1,000	0	-1,000	-1,000
00115	Temporary Assistance (Salaries and Allowances)	17,000	24,000	21,899	4,899	-2,101
00124	Leave Travel Concession	16,160	22,160	19,830	3,670	-2,330
00139	Overtime Allowances	0	50,000	46,123	46,123	-3,877
Total Parent Account	00110	7,394,160	7,394,160	6,518,057	-876,103	-876,103

**STATEMENT OF RECURRENT EXPENDITURE FOR THE YEAR ENDED 31 MARCH , 2019
AS COMPARED WITH THE ESTIMATES**

(Figures in Pula)

MIN DEPT PARENT A/C CHILD A/C	DETAILS	APPROVED ESTIMATES	WARRANTED PROVISION	ACTUAL EXPENDITURE	EXPENDITURE OVER + OR UNDER - APPROVED ESTIMATES	EXPENDITURE OVER + OR UNDER - WARRANTED PROVISION
2400	Ministry of Transport and Communications					
2404	Department of Telecommunications and Postal Services					
00200	Travelling and Transport (Internal)					
00201	Transportation Costs (Internal Travel)	40,000	40,000	38,145	-1,855	-1,855
00202	Subsistence Costs (Internal Travel)	300,000	549,000	518,624	218,624	-30,376
00204	Petrol, Oil and Lubricants (Internal Travel)	166,330	166,330	90,756	-75,574	-75,574
00206	Hire Charges	131,470	61,470	0	-131,470	-61,470
00207	Accidents Charges	12,960	12,960	0	-12,960	-12,960
00208	Driver Charges	50,000	50,000	0	-50,000	-50,000
Total Parent Account	00200	700,760	879,760	647,525	-53,235	-232,235
00300	Travelling and Transport (External)					
00301	Transportation Costs (External Travel)	209,000	209,000	191,926	-17,074	-17,074
00302	Subsistence Costs (External Travel)	209,000	209,000	207,096	-1,904	-1,904
Total Parent Account	00300	418,000	418,000	399,022	-18,978	-18,978
00400	General Expenses and Supplies					
00401	Advertising and Publicity	300,000	70,000	63,872	-236,128	-6,128
00405	Domestic and Household Requisites	44,000	44,000	42,586	-1,414	-1,414
00408	Insurance Costs (General Expenses)	6,000	6,000	3,658	-2,342	-2,342
00409	Incidental Expenses (General Expenses)	63,000	34,000	33,779	-29,221	-221
00414	Office Supplies (General Expenses and Supplies)	30,000	30,000	18,015	-11,985	-11,985
00417	Postal Charges (General Expenses and Supplies)	130,000	260,000	240,514	110,514	-19,486
00421	Recruitment Expenses	10,000	0	0	-10,000	0
00422	Service Charges	330,130	330,130	292,339	-37,791	-37,791
00423	Uniforms and Protective Clothing	20,000	10,000	9,375	-10,625	-625
00432	Printing Charges	7,240	7,240	6,900	-340	-340
Total Parent Account	00400	940,370	791,370	711,037	-229,333	-80,333
00700	Maintenance and Running (Equipment)					
00712	Office Equipment (Maintenance and Running Equip.)	12,000	12,000	7,045	-4,955	-4,955
00724	Computer Systems Consumables	160,000	110,000	82,896	-77,104	-27,104
Total Parent Account	00700	172,000	122,000	89,941	-82,059	-32,059
00800	Maintenance and Running Expenses (Other)					
00805	Furniture (Maint and Running Exp - Other)	12,000	12,000	0	-12,000	-12,000
Total Parent Account	00800	12,000	12,000	0	-12,000	-12,000
01200	Training					
01201	Allowances (Training)	30,000	0	0	-30,000	0
01202	Courses (Training)	157,500	245,500	152,057	-5,444	-93,444
Total Parent Account	01200	187,500	245,500	152,057	-35,444	-93,444

**STATEMENT OF RECURRENT EXPENDITURE FOR THE YEAR ENDED 31 MARCH , 2019
AS COMPARED WITH THE ESTIMATES**

(Figures in Pula)

MIN DEPT PARENT A/C CHILD A/C	DETAILS	APPROVED ESTIMATES	WARRANTED PROVISION	ACTUAL EXPENDITURE	EXPENDITURE OVER + OR UNDER - APPROVED ESTIMATES	EXPENDITURE OVER + OR UNDER - WARRANTED PROVISION
2400	Ministry of Transport and Communications					
2404	Department of Telecommunications and Postal Services					
01300	Councils, Conferences and Exhibitions					
01422	Seminars and Workshops committee Conferences	500,000	270,000	202,781	-297,219	-67,219
01438	Trade Fairs Agricultural Shows and Exhibitions	10,000	0	0	-10,000	0
01464	World Information Society Day	308,000	358,000	352,308	44,308	-5,692
01485	World Postal Day	0	152,000	127,403	127,403	-24,597
	Total Parent Account 01300	818,000	780,000	682,491	-135,509	-97,509
04300	Special Expenditure					
04314	Furniture and Equipment	30,000	30,000	5,600	-24,400	-24,400
04349	Computer Replacement	30,000	30,000	27,900	-2,100	-2,100
	Total Parent Account 04300	60,000	60,000	33,500	-26,500	-26,500
2405	Department of Roads					
00110	Salaries and Allowances					
00111	Basic Salary	97,004,000	91,199,260	89,164,444	-7,839,556	-2,034,816
00112	Allowances (Salaries and Wages)	21,179,000	22,179,000	22,060,594	881,594	-118,406
00114	Casual Labour (Salaries and Allowances)	19,000	19,000	5,988	-13,012	-13,012
00115	Temporary Assistance (Salaries and Allowances)	6,300,730	6,300,730	4,854,691	-1,446,039	-1,446,039
00124	Leave Travel Concession	707,000	857,000	779,326	72,326	-77,674
00139	Overtime Allowances	0	3,389,000	3,349,779	3,349,779	-39,221
	Total Parent Account 00110	125,209,730	123,943,990	120,214,821	-4,994,909	-3,729,169
00200	Travelling and Transport (Internal)					
00201	Transportation Costs (Internal Travel)	1,500,000	1,472,000	1,185,774	-314,226	-286,226
00202	Subsistence Costs (Internal Travel)	10,853,660	26,581,660	25,248,360	14,394,700	-1,333,300
00203	Freight (Internal Travel)	2,000	2,000	0	-2,000	-2,000
00204	Petrol, Oil and Lubricants (Internal Travel)	7,357,350	7,357,350	7,071,859	-285,491	-285,491
00206	Hire Charges	1,452,430	0	0	-1,452,430	0
00207	Accidents Charges	15,610	15,610	0	-15,610	-15,610
00208	Driver Charges	92,400	92,400	0	-92,400	-92,400
	Total Parent Account 00200	21,273,450	35,521,020	33,505,993	12,232,543	-2,015,027
00300	Travelling and Transport (External)					
00301	Transportation Costs (External Travel)	166,250	81,250	56,847	-109,404	-24,404
00302	Subsistence Costs (External Travel)	142,500	227,500	208,355	65,855	-19,145
	Total Parent Account 00300	308,750	308,750	265,202	-43,548	-43,548
00400	General Expenses and Supplies					
00401	Advertising and Publicity	800,000	220,000	219,930	-580,070	-70
00405	Domestic and Household Requisites	1,400,000	1,440,000	1,380,890	-19,110	-59,110
00409	Incidental Expenses (General Expenses)	500,000	500,000	359,198	-140,802	-140,802
00414	Office Supplies (General Expenses and Supplies)	2,000,000	2,040,000	1,839,509	-160,491	-200,491

**STATEMENT OF RECURRENT EXPENDITURE FOR THE YEAR ENDED 31 MARCH , 2019
AS COMPARED WITH THE ESTIMATES**

(Figures in Pula)

MIN DEPT PARENT A/C CHILD A/C	DETAILS	APPROVED ESTIMATES	WARRANTED PROVISION	ACTUAL EXPENDITURE	EXPENDITURE OVER + OR UNDER - APPROVED ESTIMATES	EXPENDITURE OVER + OR UNDER - WARRANTED PROVISION
2400	Ministry of Transport and Communications					
2405	Department of Roads					
00400	General Expenses and Supplies					
00417	Postal Charges (General Expenses and Supplies)	3,500,000	3,500,000	3,488,908	-11,092	-11,092
00422	Service Charges	7,000,000	9,300,000	8,738,149	1,738,149	-561,851
00423	Uniforms and Protective Clothing	2,400,000	2,400,000	1,997,651	-402,349	-402,349
00432	Printing Charges	141,000	281,000	104,552	-36,448	-176,448
Total Parent Account	00400	17,741,000	19,681,000	18,128,789	387,789	-1,552,212
00500	Departmental Services					
00503	Consultancies (Investigation and Research)	4,600,000	461,650	150,750	-4,449,250	-310,900
00521	Industrial Gases	20,000	20,000	15,557	-4,443	-4,443
00522	Laboratory Supplies	300,000	300,000	88,253	-211,747	-211,747
00532	Road Signs	1,400,000	1,400,000	1,021,256	-378,744	-378,744
00536	Special Investigations	150,000	150,000	106,397	-43,603	-43,603
00541	Stores	950,000	950,000	755,593	-194,407	-194,407
Total Parent Account	00500	7,420,000	3,281,650	2,137,806	-5,282,194	-1,143,844
00700	Maintenance and Running (Equipment)					
00707	Fire Fighting Equipment (Maint. and Running-Equip.)	30,000	30,000	29,902	-98	-98
00711	Instruments	38,000	38,000	36,831	-1,169	-1,169
00712	Office Equipment (Maintenance and Running Equip.)	50,000	50,000	49,684	-316	-316
00716	Static Plant	50,000	50,000	47,883	-2,117	-2,117
00718	Vehicles and Plant Maintenance	1,700,000	1,700,000	1,555,719	-144,281	-144,281
00724	Computer Systems Consumables	0	488,350	488,350	488,350	0
00725	Computer Systems Maintenance	0	3,643,350	3,624,107	3,624,107	-19,243
Total Parent Account	00700	1,868,000	5,999,700	5,832,476	3,964,476	-167,224
00800	Maintenance and Running Expenses (Other)					
00805	Furniture (Maint and Running Exp - Other)	5,000	5,000	0	-5,000	-5,000
00806	Grounds (Maint and Running Exp - Other)	5,000	5,000	0	-5,000	-5,000
00811	Roads (Maint and Running Exp - Other)	180,000,000	117,181,230	110,586,773	-69,413,227	-6,594,457
00814	Minor Works (Maint and Running Exp - Other)	2,500,000	2,883,000	2,444,529	-55,472	-438,472
Total Parent Account	00800	182,510,000	120,074,230	113,031,302	-69,478,698	-7,042,928
00900	Institutional Running Expenses					
00902	Books, Library and Texts	174,000	124,000	115,521	-58,479	-8,479
00903	Domestic Supplies	354,000	314,000	229,141	-124,859	-84,859
00905	Examination and Allied Expenses (Instit. Rng Expenses)	20,000	20,000	19,925	-75	-75
00906	First Aid Equipment	17,000	17,000	16,777	-224	-224
00907	Food	3,300,000	3,120,000	3,071,741	-228,259	-48,259
00911	Maintenance of Furniture and Equipment	25,000	25,000	18,759	-6,241	-6,241

**STATEMENT OF RECURRENT EXPENDITURE FOR THE YEAR ENDED 31 MARCH , 2019
AS COMPARED WITH THE ESTIMATES**

(Figures in Pula)

MIN DEPT PARENT A/C CHILD A/C	DETAILS	APPROVED ESTIMATES	WARRANTED PROVISION	ACTUAL EXPENDITURE	EXPENDITURE OVER + OR UNDER - APPROVED ESTIMATES	EXPENDITURE OVER + OR UNDER - WARRANTED PROVISION
2400	Ministry of Transport and Communications					
2405	Department of Roads					
00900	Institutional Running Expenses					
00912	Maintenance of Grounds	100,000	100,000	98,699	-1,301	-1,301
00913	Out of School Activities	130,000	130,000	129,332	-668	-668
00914	Materials for Practical Subjects	10,000	10,000	9,838	-162	-162
00919	Service Charges - Institutional	300,000	300,000	289,855	-10,145	-10,145
00922	Teaching Requisites	40,000	40,000	0	-40,000	-40,000
00927	Students' and Tutors' Travelling Expenses	150,000	150,000	138,814	-11,186	-11,186
00928	Tutors' fees (Institutional Running Expenses)	352,000	352,000	225,375	-126,625	-126,625
00931	Graduation Ceremonies	170,000	170,000	167,685	-2,315	-2,315
00937	Advertising and Publicity (Institutions)	80,000	80,000	70,184	-9,816	-9,816
Total Parent Account	00900	5,222,000	4,952,000	4,601,646	-620,354	-350,354
01200	Training					
01202	Courses (Training)	900,000	1,000,000	821,438	-78,562	-178,562
Total Parent Account	01200	900,000	1,000,000	821,438	-78,562	-178,562
01300	Councils, Conferences and Exhibitions					
01422	Seminars and Workshops committee Conferences	2,000,000	2,000,000	1,722,291	-277,709	-277,709
01438	Trade Fairs Agricultural Shows and Exhibitions	250,000	250,000	88,736	-161,264	-161,264
Total Parent Account	01300	2,250,000	2,250,000	1,811,027	-438,973	-438,973
01700	Grants Subventions and Other Payments					
02019	Ass. Of Southern African Nat. Road Agen.s (ASANRA)	1,460,000	1,460,000	1,454,382	-5,618	-5,618
Total Parent Account	01700	1,460,000	1,460,000	1,454,382	-5,618	-5,618
04300	Special Expenditure					
04303	Air Conditioners	100,000	200,000	161,470	61,470	-38,530
04309	Camping and Weather Protection Equipment	2,000,000	2,000,000	1,631,154	-368,846	-368,846
04314	Furniture and Equipment	130,000	395,220	192,577	62,577	-202,643
04318	Laboratory Equipment (Special Expenditure)	1,000,000	105,000	99,667	-900,334	-5,334
04321	Office Equipment (Special Expenditure)	350,000	84,780	78,265	-271,735	-6,515
04322	Photographic Equipment (Special Expenditure)	25,000	25,000	0	-25,000	-25,000
04325	Plant Static (Special Expenditure)	120,000	120,000	103,929	-16,071	-16,071
04329	Rondavels and Site Accommodation	3,200,000	3,853,420	3,778,229	578,229	-75,191
04334	Workshop Equipment (Special Expenditure)	465,000	465,000	186,589	-278,411	-278,411
04349	Computer Replacement	1,800,000	380,232	380,232	-1,419,768	0
Total Parent Account	04300	9,190,000	7,628,652	6,612,111	-2,577,889	-1,016,541

**STATEMENT OF RECURRENT EXPENDITURE FOR THE YEAR ENDED 31 MARCH , 2019
AS COMPARED WITH THE ESTIMATES**

(Figures in Pula)

MIN DEPT PARENT A/C CHILD A/C	DETAILS	APPROVED ESTIMATES	WARRANTED PROVISION	ACTUAL EXPENDITURE	EXPENDITURE OVER + OR UNDER - APPROVED ESTIMATES	EXPENDITURE OVER + OR UNDER - WARRANTED PROVISION
2400	Ministry of Transport and Communications					
2406	Department of Information Technology					
00110	Salaries and Allowances					
00111	Basic Salary	131,715,300	125,953,800	125,784,799	-5,930,501	-169,001
00112	Allowances (Salaries and Wages)	32,109,700	37,809,700	40,023,518	7,913,818	2,213,818
00114	Casual Labour (Salaries and Allowances)	4,000	4,000	4,469	469	469
00115	Temporary Assistance (Salaries and Allowances)	25,000	25,000	24,398	-602	-602
00124	Leave Travel Concession	301,000	301,000	288,904	-12,096	-12,096
00139	Overtime Allowances	0	1,701,620	831,652	831,652	-869,968
	Total Parent Account 00110	164,155,000	165,795,120	166,957,739	2,802,739	1,162,619
00200	Travelling and Transport (Internal)					
00201	Transportation Costs (Internal Travel)	210,000	410,000	190,263	-19,737	-219,737
00202	Subsistence Costs (Internal Travel)	1,500,000	1,700,000	1,463,845	-36,155	-236,155
00204	Petrol, Oil and Lubricants (Internal Travel)	110,000	110,000	110,000	0	0
00206	Hire Charges	163,660	163,660	163,650	-10	-10
00207	Accidents Charges	24,990	24,990	0	-24,990	-24,990
	Total Parent Account 00200	2,008,650	2,408,650	1,927,758	-80,892	-480,892
00300	Travelling and Transport (External)					
00301	Transportation Costs (External Travel)	150,000	150,000	133,856	-16,144	-16,144
00302	Subsistence Costs (External Travel)	167,600	167,600	132,118	-35,482	-35,482
	Total Parent Account 00300	317,600	317,600	265,974	-51,626	-51,626
00400	General Expenses and Supplies					
00401	Advertising and Publicity	60,000	110,000	48,481	-11,519	-61,519
00405	Domestic and Household Requisites	200,000	300,000	287,822	87,822	-12,178
00409	Incidental Expenses (General Expenses)	150,000	250,000	196,643	46,643	-53,357
00414	Office Supplies (General Expenses and Supplies)	1,400,000	1,550,000	1,498,557	98,557	-51,443
00417	Postal Charges (General Expenses and Supplies)	90,000,000	111,770,000	111,717,167	21,717,167	-52,833
00422	Service Charges	1,000,000	800,000	637,487	-362,513	-162,513
00423	Uniforms and Protective Clothing	51,000	51,000	40,106	-10,894	-10,894
00432	Printing Charges	14,760	14,760	14,056	-704	-704
	Total Parent Account 00400	92,875,760	114,845,760	114,440,318	21,564,558	-405,442
00700	Maintenance and Running (Equipment)					
00712	Office Equipment (Maintenance and Running Equip.)	40,286,670	22,916,670	19,139,123	-21,147,547	-3,777,547
00724	Computer Systems Consumables	90,500,000	94,500,000	93,642,446	3,142,446	-857,554
00725	Computer Systems Maintenance	72,000,000	56,000,000	55,295,403	-16,704,597	-704,597
00737	Application System Administration	23,000,000	15,898,380	14,215,305	-8,784,695	-1,683,075
	Total Parent Account 00700	225,786,670	189,315,050	182,292,277	-43,494,393	-7,022,773

**STATEMENT OF RECURRENT EXPENDITURE FOR THE YEAR ENDED 31 MARCH , 2019
AS COMPARED WITH THE ESTIMATES**

(Figures in Pula)

MIN DEPT PARENT A/C CHILD A/C	DETAILS	APPROVED ESTIMATES	WARRANTED PROVISION	ACTUAL EXPENDITURE	EXPENDITURE OVER + OR UNDER - APPROVED ESTIMATES	EXPENDITURE OVER + OR UNDER - WARRANTED PROVISION
2400	Ministry of Transport and Communications					
2406	Department of Information Technology					
00800	Maintenance and Running Expenses (Other)					
00805	Furniture (Maint and Running Exp - Other)	1,500	1,500	336	-1,164	-1,164
Total Parent Account	00800	1,500	1,500	336	-1,164	-1,164
01200	Training					
01201	Allowances (Training)	100,000	100,000	79,681	-20,319	-20,319
01202	Courses (Training)	2,500,000	2,500,000	2,181,619	-318,381	-318,381
01209	Students and Tutors Travelling Exp.(Training)	100,000	100,000	77,836	-22,164	-22,164
Total Parent Account	01200	2,700,000	2,700,000	2,339,136	-360,864	-360,864
01300	Councils, Conferences and Exhibitions					
01422	Seminars and Workshops committee Conferences	300,000	550,000	506,478	206,478	-43,522
01438	Trade Fairs Agricultural Shows and Exhibitions	100,000	100,000	91,415	-8,585	-8,585
Total Parent Account	01300	400,000	650,000	597,893	197,893	-52,107
04300	Special Expenditure					
04314	Furniture and Equipment	40,000	190,000	180,587	140,587	-9,413
04317	Household and Domestic Equip	20,000	20,000	18,435	-1,565	-1,565
04321	Office Equipment (Special Expenditure)	100,000	100,000	50,564	-49,436	-49,436
04349	Computer Replacement	200,000	200,000	185,915	-14,085	-14,085
Total Parent Account	04300	360,000	510,000	435,501	75,501	-74,499
2401	Headquarters (MTC)	399,844,670	446,112,218	435,520,594	35,675,924	-10,591,624
2402	Department of Road Transport and Safety	160,274,280	179,974,280	173,220,680	12,946,400	-6,753,600
2403	Department of Central Transport Organisation	530,261,190	525,607,080	489,997,969	-40,263,221	-35,609,111
2404	Department of Telecommunications and Postal Services	10,702,790	10,702,790	9,233,630	-1,469,160	-1,469,160
2405	Department of Roads	375,352,930	326,100,992	308,416,991	-66,935,939	-17,684,001
2406	Department of Information Technology	488,605,180	476,543,680	469,256,931	-19,348,249	-7,286,749
TOTAL	Ministry of Transport and Communications	1,965,041,040	1,965,041,040	1,885,646,795	-79,394,245	-79,394,245

**STATEMENT OF RECURRENT EXPENDITURE FOR THE YEAR ENDED 31 MARCH , 2019
AS COMPARED WITH THE ESTIMATES**

(Figures in Pula)

MIN DEPT PARENT A/C CHILD A/C	DETAILS	APPROVED ESTIMATES	WARRANTED PROVISION	ACTUAL EXPENDITURE	EXPENDITURE OVER + OR UNDER - APPROVED ESTIMATES	EXPENDITURE OVER + OR UNDER - WARRANTED PROVISION
2500	Ministry of Defence, Justice and Security					
2501	Headquarters (MDJS)					
00110	Salaries and Allowances					
00111	Basic Salary	17,689,560	17,689,560	17,153,771	-535,789	-535,789
00112	Allowances (Salaries and Wages)	1,857,720	2,027,720	2,005,610	147,890	-22,110
00114	Casual Labour (Salaries and Allowances)	80,000	80,000	29,220	-50,780	-50,780
00115	Temporary Assistance (Salaries and Allowances)	2,157,780	357,780	346,311	-1,811,469	-11,469
00124	Leave Travel Concession	816,550	116,550	48,671	-767,879	-67,879
00132	Minister's Maids/Gardener's refunds	23,280	42,444	41,522	18,242	-922
00139	Overtime Allowances	0	300,836	289,957	289,957	-10,879
Total Parent Account	00110	22,624,890	20,614,890	19,915,063	-2,709,827	-699,827
00160	Pensions, Gratuities and Compensations					
00164	Gratuities - Contract Officers	1,000,000	1,000,000	355,939	-644,061	-644,061
Total Parent Account	00160	1,000,000	1,000,000	355,939	-644,061	-644,061
00200	Travelling and Transport (Internal)					
00201	Transportation Costs (Internal Travel)	1,600,000	600,000	192,729	-1,407,271	-407,271
00202	Subsistence Costs (Internal Travel)	2,000,000	1,813,400	1,478,130	-521,870	-335,270
00203	Freight (Internal Travel)	50,000	50,000	17,053	-32,947	-32,947
00204	Petrol, Oil and Lubricants (Internal Travel)	900,000	300,000	211,304	-688,696	-88,696
00206	Hire Charges	3,200,000	100,000	20,562	-3,179,438	-79,438
00207	Accidents Charges	120,000	20,000	0	-120,000	-20,000
00208	Driver Charges	120,000	20,000	0	-120,000	-20,000
Total Parent Account	00200	7,990,000	2,903,400	1,919,779	-6,070,221	-983,621
00300	Travelling and Transport (External)					
00301	Transportation Costs (External Travel)	2,000,000	3,805,000	2,510,354	510,354	-1,294,646
00302	Subsistence Costs (External Travel)	2,500,000	3,275,000	1,836,646	-663,354	-1,438,354
00303	Appointment and Termination Fares	50,000	50,000	0	-50,000	-50,000
Total Parent Account	00300	4,550,000	7,130,000	4,347,000	-203,000	-2,783,000
00400	General Expenses and Supplies					
00401	Advertising and Publicity	400,000	120,000	64,784	-335,216	-55,216
00405	Domestic and Household Requisites	603,940	453,940	247,053	-356,887	-206,887
00409	Incidental Expenses (General Expenses)	1,900,000	1,593,000	1,172,972	-727,028	-420,028
00414	Office Supplies (General Expenses and Supplies)	1,550,000	1,100,000	913,639	-636,361	-186,361
00417	Postal Charges (General Expenses and Supplies)	2,450,000	2,560,000	2,020,033	-429,967	-539,967
00421	Recruitment Expenses	300,000	300,000	179,340	-120,660	-120,660
00422	Service Charges	7,619,330	9,519,330	8,162,209	-542,879	-1,357,121
00423	Uniforms and Protective Clothing	200,000	150,000	94,043	-105,957	-55,957
00428	Computer System Support	10,000,000	9,300,000	5,517,050	-4,482,950	-3,782,950
00432	Printing Charges	440,000	190,000	163,486	-276,514	-26,514
00439	Performance Recognition	500,000	400,000	348,061	-151,939	-51,939

**STATEMENT OF RECURRENT EXPENDITURE FOR THE YEAR ENDED 31 MARCH , 2019
AS COMPARED WITH THE ESTIMATES**

(Figures in Pula)

MIN DEPT PARENT A/C CHILD A/C	DETAILS	APPROVED ESTIMATES	WARRANTED PROVISION	ACTUAL EXPENDITURE	EXPENDITURE OVER + OR UNDER - APPROVED ESTIMATES	EXPENDITURE OVER + OR UNDER - WARRANTED PROVISION
2500	Ministry of Defence, Justice and Security					
2501	Headquarters (MDJS)					
00400	General Expenses and Supplies					
	Awards					
Total Parent Account	00400	25,963,270	25,686,270	18,882,669	-7,080,601	-6,803,601
00500	Departmental Services					
00503	Consultancies (Investigation and Research)	0	100,000	0	0	-100,000
00541	Stores	15,000	10,000	4,161	-10,839	-5,839
00572	Rents:Offices	24,394,210	18,526,210	16,008,290	-8,385,920	-2,517,920
Total Parent Account	00500	24,409,210	18,636,210	16,012,450	-8,396,760	-2,623,760
00700	Maintenance and Running (Equipment)					
00707	Fire Fighting Equipment (Maint. and Running- Equip.)	600	600	515	-85	-85
00712	Office Equipment (Maintenance and Running Equip.)	335,000	115,000	55,172	-279,828	-59,828
00713	Radio and Transmitter Equipment	15,010	10	0	-15,010	-10
00717	Sub-Contracted Repairs	13,833,920	62,410	32,982	-13,800,938	-29,428
00718	Vehicles and Plant Maintenance	24,972,320	403,290	278,753	-24,693,567	-124,537
Total Parent Account	00700	39,156,850	581,310	367,422	-38,789,428	-213,888
00800	Maintenance and Running Expenses (Other)					
00803	Buildings (Maint and Running Exp - Other)	29,800,000	28,870,000	25,963,454	-3,836,546	-2,906,546
00805	Furniture (Maint and Running Exp - Other)	70,000	60,000	9,932	-60,068	-50,068
00806	Grounds (Maint and Running Exp - Other)	460,000	35,000	17,164	-442,836	-17,836
00814	Minor Works (Maint and Running Exp - Other)	682,000	462,000	137,195	-544,805	-324,805
Total Parent Account	00800	31,012,000	29,427,000	26,127,744	-4,884,256	-3,299,256
00900	Institutional Running Expenses					
00902	Books, Library and Texts	300,000	250,000	246,730	-53,270	-3,270
Total Parent Account	00900	300,000	250,000	246,730	-53,270	-3,270
01100	Government Hospitality					
01101	Official Receptions	200,000	200,000	80,617	-119,383	-119,383
Total Parent Account	01100	200,000	200,000	80,617	-119,383	-119,383
01200	Training					
01201	Allowances (Training)	500,000	0	0	-500,000	0
01202	Courses (Training)	1,600,000	1,630,000	1,374,265	-225,735	-255,735
01217	Performance Management System	615,000	265,000	97,611	-517,389	-167,389
Total Parent Account	01200	2,715,000	1,895,000	1,471,876	-1,243,124	-423,124
01300	Councils, Conferences and Exhibitions					
01408	Refugee Advisory Committee	55,000	55,000	3,700	-51,300	-51,300
01422	Seminars and Workshops committee Conferences	1,900,000	935,570	730,978	-1,169,022	-204,592

**STATEMENT OF RECURRENT EXPENDITURE FOR THE YEAR ENDED 31 MARCH , 2019
AS COMPARED WITH THE ESTIMATES**

(Figures in Pula)

MIN DEPT PARENT A/C CHILD A/C	DETAILS	APPROVED ESTIMATES	WARRANTED PROVISION	ACTUAL EXPENDITURE	EXPENDITURE OVER + OR UNDER - APPROVED ESTIMATES	EXPENDITURE OVER + OR UNDER - WARRANTED PROVISION
2500	Ministry of Defence, Justice and Security					
2501	Headquarters (MDJS)					
01300	Councils, Conferences and Exhibitions					
01446	Work Improvements Teams	20,000	0	0	-20,000	0
01478	Joint Permanent Commission on Defence & Security (JPC)	2,000,000	337,000	35,683	-1,964,317	-301,317
Total Parent Account	01300	3,975,000	1,327,570	770,361	-3,204,639	-557,209
01700	Grants Subventions and Other Payments					
01769	Commonwealth Advisory Service	30,000	30,000	0	-30,000	-30,000
01894	Refugees	155,000	155,000	63,250	-91,750	-91,750
01967	Workmen's Compensation	150,000	20,000	0	-150,000	-20,000
02002	Org. for Prohibition of Chemical Weapons (OPCW)	300,000	300,000	130,271	-169,729	-169,729
02018	International Criminal Court	400,000	863,000	461,505	61,505	-401,495
02139	Legal Aid Botswana	39,211,910	39,211,910	39,211,910	0	0
02158	Welfare and Repatriation of Refugees and Victims of Human Trafficking	3,000,000	650,000	149,205	-2,850,796	-500,796
02159	Private Security Board Allowances	1,000,000	200,000	74,340	-925,660	-125,660
Total Parent Account	01700	44,246,910	41,429,910	40,090,480	-4,156,430	-1,339,430
04300	Special Expenditure					
04303	Air Conditioners	10	10	0	-10	-10
04309	Camping and Weather Protection Equipment	40,000	20,000	0	-40,000	-20,000
04314	Furniture and Equipment	699,910	699,910	520,302	-179,608	-179,608
04317	Household and Domestic Equip	110,000	110,000	13,761	-96,239	-96,239
04321	Office Equipment (Special Expenditure)	300,000	282,000	56,687	-243,314	-225,314
04324	Plant,Light Mobile (Special Expenditure)	798,810	148,810	1,880	-796,930	-146,930
04327	Recording and Broadcasting Equip.(Special Expenditure)	200,000	100,000	59,900	-140,100	-40,100
04333	Vehicles (Special Expenditure)	1,030,770	1,331,310	1,249,798	219,028	-81,512
04349	Computer Replacement	800,000	900,000	897,378	97,378	-2,622
Total Parent Account	04300	3,979,500	3,592,040	2,799,706	-1,179,794	-792,334
2502	Botswana Defence Force					
00110	Salaries and Allowances					
00111	Basic Salary	1,546,513,847	1,511,975,947	1,511,224,120	-35,289,727	-751,827
00112	Allowances (Salaries and Wages)	708,525,113	741,963,013	742,869,997	34,344,884	906,984
00114	Casual Labour (Salaries and Allowances)	379,650	27,874	27,864	-351,786	-10
00115	Temporary Assistance (Salaries and Allowances)	862,450	632,915	628,009	-234,441	-4,906
00116	Education Allowances	0	1,054,682	930,379	930,379	-124,304
00124	Leave Travel Concession	6,500,000	6,336,401	6,310,500	-189,500	-25,901

**STATEMENT OF RECURRENT EXPENDITURE FOR THE YEAR ENDED 31 MARCH , 2019
AS COMPARED WITH THE ESTIMATES**

(Figures in Pula)

MIN DEPT PARENT A/C CHILD A/C	DETAILS	APPROVED ESTIMATES	WARRANTED PROVISION	ACTUAL EXPENDITURE	EXPENDITURE OVER + OR UNDER - APPROVED ESTIMATES	EXPENDITURE OVER + OR UNDER - WARRANTED PROVISION
2500	Ministry of Defence, Justice and Security					
2502	Botswana Defence Force					
00110	Salaries and Allowances					
00125	Leave Encashment	2,500,000	13,020	12,494	-2,487,506	-526
00139	Overtime Allowances	0	3,140,208	3,460,686	3,460,686	320,478
Total Parent Account	00110	2,265,281,060	2,265,144,060	2,265,464,049	182,989	319,989
00160	Pensions, Gratuities and Compensations					
00164	Gratuities - Contract Officers	953,400	1,090,400	1,041,483	88,083	-48,917
Total Parent Account	00160	953,400	1,090,400	1,041,483	88,083	-48,917
00200	Travelling and Transport (Internal)					
00201	Transportation Costs (Internal Travel)	7,000,000	6,376,654	6,061,154	-938,846	-315,500
00202	Subsistence Costs (Internal Travel)	16,500,000	26,118,294	23,211,297	6,711,297	-2,906,997
00203	Freight (Internal Travel)	700,000	542,093	542,093	-157,907	0
00204	Petrol, Oil and Lubricants (Internal Travel)	40,000,000	45,730,468	42,421,071	2,421,071	-3,309,397
00206	Hire Charges	1,519,500	1,646,000	1,573,350	53,850	-72,650
00209	Band Expenses at Trade Fare	14,800	0	0	-14,800	0
00211	Aviation fuel, Oil, Lubricants	40,672,160	38,000,000	35,111,925	-5,560,235	-2,888,075
00213	Foreign Deployment Allowance	2,700,000	400,000	374,909	-2,325,091	-25,091
Total Parent Account	00200	109,106,460	118,813,509	109,295,799	189,339	-9,517,710
00300	Travelling and Transport (External)					
00301	Transportation Costs (External Travel)	9,360,000	10,427,906	10,121,303	761,303	-306,603
00302	Subsistence Costs (External Travel)	8,900,000	9,011,844	10,220,541	1,320,541	1,208,697
00303	Appointment and Termination Fares	1,000,000	182,150	177,510	-822,490	-4,640
00304	Petrol, Oil and Lubricants (External Travel)	300,000	38,100	36,643	-263,357	-1,457
Total Parent Account	00300	19,560,000	19,660,000	20,555,996	995,996	895,996
00400	General Expenses and Supplies					
00401	Advertising and Publicity	900,000	1,669,236	1,566,206	666,206	-103,030
00405	Domestic and Household Requisites	1,000,000	1,931,139	1,931,139	931,139	0
00409	Incidental Expenses (General Expenses)	1,263,000	1,536,746	1,278,674	15,674	-258,072
00414	Office Supplies (General Expenses and Supplies)	2,000,000	2,225,459	2,202,569	202,569	-22,891
00415	Packing and Preservation Materials	20,000	0	0	-20,000	0
00417	Postal Charges (General Expenses and Supplies)	19,000,000	22,550,564	22,492,535	3,492,535	-58,029
00421	Recruitment Expenses	1,200,000	2,752,991	2,188,330	988,330	-564,660
00422	Service Charges	300,381,180	271,528,281	267,073,481	-33,307,699	-4,454,799
00423	Uniforms and Protective Clothing	35,800,000	15,727,732	15,684,265	-20,115,735	-43,466
00432	Printing Charges	1,100,000	1,006,259	955,942	-144,058	-50,317
00433	Presidential Jet Insurance	2,000,000	1,661,639	1,661,639	-338,361	0
00434	Hospital and Specialist Services	45,000,000	58,133,500	52,054,013	7,054,013	-6,079,487
00437	Medical Expenses	6,000,000	8,025,587	7,832,458	1,832,458	-193,128

**STATEMENT OF RECURRENT EXPENDITURE FOR THE YEAR ENDED 31 MARCH , 2019
AS COMPARED WITH THE ESTIMATES**

(Figures in Pula)

MIN DEPT PARENT A/C CHILD A/C	DETAILS	APPROVED ESTIMATES	WARRANTED PROVISION	ACTUAL EXPENDITURE	EXPENDITURE OVER + OR UNDER - APPROVED ESTIMATES	EXPENDITURE OVER + OR UNDER - WARRANTED PROVISION
2500	Ministry of Defence, Justice and Security					
2502	Botswana Defence Force					
00400	General Expenses and Supplies					
Total Parent Account	00400	415,664,180	388,749,131	376,921,252	-38,742,928	-11,827,880
00500	Departmental Services					
00511	Dental Equipment and Supplies	100,000	70,862	70,862	-29,138	0
00512	Disease and Pest Control	300,000	443,992	443,982	143,982	-10
00536	Special Investigations	1,500,000	3,600,000	3,600,000	2,100,000	0
00541	Stores	1,000,000	914,842	903,450	-96,550	-11,392
00542	Survey and Mapping	1,000,000	264,442	264,442	-735,558	0
00543	Survey Materials	3,000,000	6,136,459	5,910,414	2,910,414	-226,045
00545	Vehicle Tool Replacements	90,000	105,233	105,233	15,233	0
00572	Rents:Offices	5,000,000	80,999	80,999	-4,919,001	0
00597	Animal Equipment	50,000	112,024	93,852	43,852	-18,172
00598	Agric Supplies and Maintenance	6,000,000	3,903,225	3,850,410	-2,149,590	-52,815
00599	Veterinary Equipment and maintenance	50,000	102,351	93,329	43,329	-9,022
00601	Physical Medical Surgery	10	81,417	81,407	81,397	-10
00602	Sign Boards	10	253,104	154,642	154,632	-98,462
00603	Sports	2,500,000	3,958,796	4,079,356	1,579,356	120,561
00611	Revenue Refunds	100,000	5,000	1,161	-98,839	-3,839
00614	Upkeep of Stations	1,000,000	1,194,209	1,073,594	73,594	-120,615
00615	Catering Equipment	5,000,000	751,072	733,099	-4,266,901	-17,973
00616	Replacement of Animals	1,500,000	0	0	-1,500,000	0
00617	Court Marshall Expenses	10,000	0	0	-10,000	0
00634	Workplace	0	611,987	511,401	511,401	-100,586
Total Parent Account	00500	28,200,020	22,590,014	22,051,633	-6,148,387	-538,381
00700	Maintenance and Running (Equipment)					
00702	Aircrafts	60,000,000	73,656,984	73,438,195	13,438,195	-218,789
00704	Camping Equipment	10	1,010	0	-10	-1,010
00706	Electrical Equipment	770,000	759,004	582,286	-187,714	-176,718
00707	Fire Fighting Equipment (Maint. and Running-Equip.)	300,000	844,792	682,816	382,816	-161,976
00713	Radio and Transmitter Equipment	10,000,000	7,056,147	7,007,001	-2,992,999	-49,146
00714	Recording and Visual Aid Equipment	500,000	331,694	331,694	-168,306	0
00716	Static Plant	3,000,000	7,124,889	6,949,008	3,949,008	-175,880
00717	Sub-Contracted Repairs	31,000,000	28,207,081	28,014,813	-2,985,187	-192,268
00718	Vehicles and Plant Maintenance	63,500,000	22,773,043	22,777,410	-40,722,590	4,367
00724	Computer Systems Consumables	5,000,000	5,200,819	5,134,571	134,571	-66,248
00725	Computer Systems Maintenance	3,000,000	4,507,184	4,507,174	1,507,174	-10
00726	Medical Equipment and Supply	1,000,000	1,257,372	1,257,371	257,371	0
00728	Defence Equipment Maintenance	5,000,000	4,698,598	4,698,587	-301,413	-11

**STATEMENT OF RECURRENT EXPENDITURE FOR THE YEAR ENDED 31 MARCH , 2019
AS COMPARED WITH THE ESTIMATES**

(Figures in Pula)

MIN DEPT PARENT A/C CHILD A/C	DETAILS	APPROVED ESTIMATES	WARRANTED PROVISION	ACTUAL EXPENDITURE	EXPENDITURE OVER + OR UNDER - APPROVED ESTIMATES	EXPENDITURE OVER + OR UNDER - WARRANTED PROVISION
2500	Ministry of Defence, Justice and Security					
2502	Botswana Defence Force					
00700	Maintenance and Running (Equipment)					
00729	Care of Animals	5,000,000	4,373,000	4,054,928	-945,072	-318,072
00731	Ground Support Equipment	1,000,000	1,174,590	956,520	-43,480	-218,070
00732	Construction Equipment Maintenance	500,000	194,301	182,591	-317,409	-11,710
00733	Navigation Equipment Maintenance	500,000	1,419,529	1,419,519	919,519	-10
00734	Simulator Maintenance	10	10	0	-10	-10
Total Parent Account	00700	190,070,020	163,580,046	161,994,484	-28,075,536	-1,585,561
00800	Maintenance and Running Expenses (Other)					
00801	Airfields (Maint and Running Exp - Other)	1,830,000	3,326	0	-1,830,000	-3,326
00803	Buildings (Maint and Running Exp - Other)	14,000,000	36,958,256	34,870,367	20,870,367	-2,087,888
00805	Furniture (Maint and Running Exp - Other)	50,000	19,948	19,938	-30,062	-10
00808	Rifle Ranges (Maint and Running Exp - Other)	100,000	50,000	43,518	-56,482	-6,482
00811	Roads (Maint and Running Exp - Other)	1,000,000	527,718	527,718	-472,282	0
00814	Minor Works (Maint and Running Exp - Other)	700,000	1,280,881	1,114,216	414,216	-166,665
00817	Building (Small Contracts)	1,050,000	1,042,090	935,740	-114,260	-106,351
00824	Radar Maintenance (Maint and Running Exp - Other)	10	128,779	4,200	4,190	-124,579
Total Parent Account	00800	18,730,010	40,010,998	37,515,698	18,785,688	-2,495,301
00900	Institutional Running Expenses					
00902	Books, Library and Texts	5,030,000	576,178	315,145	-4,714,855	-261,032
00903	Domestic Supplies	10	10	0	-10	-10
00907	Food	115,000,000	145,389,766	138,647,546	23,647,546	-6,742,220
00915	Medical and Surgical Equipment	150,000	93,913	93,913	-56,087	0
00939	Inpatient Feeding	30,000	39,091	39,091	9,091	0
00941	Presidential Jet Catering	230,000	851,246	509,651	279,651	-341,595
00942	Rent - BDF	47,000,000	53,522,380	53,099,555	6,099,555	-422,825
00943	Aircraft Catering	50,000	0	0	-50,000	0
Total Parent Account	00900	167,490,010	200,472,585	192,704,902	25,214,892	-7,767,683
01100	Government Hospitality					
01101	Official Receptions	1,000,000	1,030,000	821,276	-178,724	-208,724
Total Parent Account	01100	1,000,000	1,030,000	821,276	-178,724	-208,724
01200	Training					
01201	Allowances (Training)	20,000,000	19,807,556	19,039,486	-960,514	-768,071
01202	Courses (Training)	18,000,000	18,051,838	17,929,610	-70,390	-122,228
01204	Equipment (Training)	1,400,000	1,275,069	1,128,070	-271,930	-146,998
01205	Examination Expenses (Training)	20,000	0	0	-20,000	0
01207	Materials (Training)	1,500,000	2,357,690	2,278,341	778,341	-79,349
01208	Rations (Training)	40,000,000	33,079,673	28,254,209	-11,745,791	-4,825,464
01213	Training and General	1,500,000	3,006,448	2,683,715	1,183,715	-322,733

**STATEMENT OF RECURRENT EXPENDITURE FOR THE YEAR ENDED 31 MARCH , 2019
AS COMPARED WITH THE ESTIMATES**

(Figures in Pula)

MIN DEPT PARENT A/C CHILD A/C	DETAILS	APPROVED ESTIMATES	WARRANTED PROVISION	ACTUAL EXPENDITURE	EXPENDITURE OVER + OR UNDER - APPROVED ESTIMATES	EXPENDITURE OVER + OR UNDER - WARRANTED PROVISION
2500	Ministry of Defence, Justice and Security					
2502	Botswana Defence Force					
01200	Training					
01217	Performance Management System	1,500,000	1,741,760	1,582,294	82,294	-159,466
	Total Parent Account 01200	83,920,000	79,320,034	72,895,724	-11,024,276	-6,424,309
01300	Councils, Conferences and Exhibitions					
01422	Seminars and Workshops committee Conferences	1,000,000	1,865,393	1,653,355	653,355	-212,038
	Total Parent Account 01300	1,000,000	1,865,393	1,653,355	653,355	-212,038
01700	Grants Subventions and Other Payments					
01967	Workmen's Compensation	7,500,000	18,758,487	18,758,477	11,258,477	-10
01997	Hazardous Waste Management	0	49,168	49,168	49,168	0
02034	Annual Fees - CISM	1,000,000	1,411,000	1,380,065	380,065	-30,935
02035	BDF Day Celebrations	3,000,000	5,675,000	5,651,880	2,651,880	-23,120
02137	Botswana Defence Force Publications/Membership	20,000	0	0	-20,000	0
	Total Parent Account 01700	11,520,000	25,893,655	25,839,590	14,319,590	-54,065
04300	Special Expenditure					
04302	Agricultural Show Stands	10	10	0	-10	-10
04306	Bicycles Purchases	10	10	0	-10	-10
04309	Camping and Weather Protection Equipment	300,000	2,803,157	2,803,157	2,503,157	0
04311	Coffins	350,000	366,010	267,756	-82,244	-98,254
04313	Fire Fighting Equipment (Special Expenditure)	10	890,679	890,669	890,659	-10
04314	Furniture and Equipment	1,500,000	1,132,829	1,132,829	-367,171	0
04317	Household and Domestic Equip	400,000	362,812	362,812	-37,188	0
04321	Office Equipment (Special Expenditure)	1,000,000	1,303,527	1,303,527	303,527	0
04322	Photographic Equipment (Special Expenditure)	1,000,000	832,561	832,561	-167,439	0
04325	Plant Static (Special Expenditure)	10	10	0	-10	-10
04333	Vehicles (Special Expenditure)	10	10	0	-10	-10
04338	Electrical Equipment (Special Expenditure)	10	555,253	555,243	555,233	-10
04344	Band Instruments	10	928,536	927,836	927,826	-700
04347	Communication Equipment Replacement	10	3,250,010	3,146,375	3,146,365	-103,635
04349	Computer Replacement	10	1,500,010	1,415,455	1,415,445	-84,555
04351	Defence Equipment (Special Expenditure)	10	10	0	-10	-10
04352	Aid to Mozambique (Special Expenditure)	10	10	0	-10	-10
04373	Mobilisation Stores	10	10	0	-10	-10
	Total Parent Account 04300	4,550,120	13,925,454	13,638,220	9,088,100	-287,234

**STATEMENT OF RECURRENT EXPENDITURE FOR THE YEAR ENDED 31 MARCH , 2019
AS COMPARED WITH THE ESTIMATES**

(Figures in Pula)

MIN DEPT PARENT A/C CHILD A/C	DETAILS	APPROVED ESTIMATES	WARRANTED PROVISION	ACTUAL EXPENDITURE	EXPENDITURE OVER + OR UNDER - APPROVED ESTIMATES	EXPENDITURE OVER + OR UNDER - WARRANTED PROVISION
2500	Ministry of Defence, Justice and Security					
2503	Botswana Police Service					
00110	Salaries and Allowances					
00111	Basic Salary	997,018,110	938,356,634	937,498,758	-59,519,352	-857,877
00112	Allowances (Salaries and Wages)	275,808,470	297,808,470	294,622,507	18,814,037	-3,185,963
00114	Casual Labour (Salaries and Allowances)	3,500,000	2,000,000	1,933,464	-1,566,536	-66,536
00115	Temporary Assistance (Salaries and Allowances)	1,100,000	2,905,000	2,605,777	1,505,777	-299,223
00124	Leave Travel Concession	4,300,000	4,515,095	4,298,183	-1,817	-216,912
00125	Leave Encashment	0	343,058	343,058	343,058	0
00129	Special Constable's Allowance	118,995,970	25,600,970	23,951,705	-95,044,265	-1,649,265
00139	Overtime Allowances	0	1,229,905	554,086	554,086	-675,819
00140	Medical Expenses (Missions)	0	35,000	34,746	34,746	-254
	Total Parent Account 00110	1,400,722,550	1,272,794,132	1,265,842,282	-134,880,268	-6,951,850
00160	Pensions, Gratuities and Compensations					
00164	Gratuities - Contract Officers	0	13,568,418	13,568,171	13,568,171	-247
	Total Parent Account 00160	0	13,568,418	13,568,171	13,568,171	-247
00200	Travelling and Transport (Internal)					
00201	Transportation Costs (Internal Travel)	3,176,260	5,082,260	4,639,796	1,463,536	-442,464
00202	Subsistence Costs (Internal Travel)	34,000,000	64,595,889	62,521,679	28,521,679	-2,074,210
00204	Petrol, Oil and Lubricants (Internal Travel)	52,987,330	70,795,663	70,766,309	17,778,979	-29,354
00206	Hire Charges	1,200,000	1,338,526	1,338,526	138,526	0
00207	Accidents Charges	1,000,000	0	0	-1,000,000	0
00211	Aviation fuel, Oil, Lubricants	2,000,000	1,591,842	1,590,793	-409,207	-1,050
	Total Parent Account 00200	94,363,590	143,404,180	140,857,102	46,493,512	-2,547,078
00300	Travelling and Transport (External)					
00301	Transportation Costs (External Travel)	2,524,170	2,524,170	2,495,743	-28,427	-28,427
00302	Subsistence Costs (External Travel)	5,000,000	3,400,000	2,685,608	-2,314,392	-714,392
00304	Petrol, Oil and Lubricants (External Travel)	0	70,000	62,898	62,898	-7,102
	Total Parent Account 00300	7,524,170	5,994,170	5,244,250	-2,279,920	-749,920
00400	General Expenses and Supplies					
00401	Advertising and Publicity	635,000	533,000	495,587	-139,413	-37,413
00402	Botswana Honours And Awards	400,000	503,279	491,304	91,304	-11,974
00405	Domestic and Household Requisites	1,200,000	1,840,000	1,826,543	626,543	-13,457
00409	Incidental Expenses (General Expenses)	78,000	210,221	197,451	119,451	-12,769
00414	Office Supplies (General Expenses and Supplies)	4,635,030	8,827,567	8,767,114	4,132,084	-60,454
00416	Property Rents and Rates	0	175,000	174,636	174,636	-364
00417	Postal Charges (General Expenses and Supplies)	51,734,500	59,195,017	59,162,075	7,427,575	-32,941
00422	Service Charges	90,000,000	174,598,524	171,864,157	81,864,157	-2,734,367
00423	Uniforms and Protective	24,000,000	20,930,000	20,877,911	-3,122,089	-52,089

**STATEMENT OF RECURRENT EXPENDITURE FOR THE YEAR ENDED 31 MARCH , 2019
AS COMPARED WITH THE ESTIMATES**

(Figures in Pula)

MIN DEPT PARENT A/C CHILD A/C	DETAILS	APPROVED ESTIMATES	WARRANTED PROVISION	ACTUAL EXPENDITURE	EXPENDITURE OVER + OR UNDER - APPROVED ESTIMATES	EXPENDITURE OVER + OR UNDER - WARRANTED PROVISION
2500	Ministry of Defence, Justice and Security					
2503	Botswana Police Service					
00400	General Expenses and Supplies					
	Clothing					
00432	Printing Charges	4,500,000	1,775,000	1,717,076	-2,782,924	-57,924
00434	Hospital and Specialist Services	1,191,100	1,364,008	1,361,196	170,096	-2,812
Total Parent Account	00400	178,373,630	269,951,615	266,935,051	88,561,421	-3,016,564
00500	Departmental Services					
00508	Criminal Investigations	794,070	894,070	711,813	-82,257	-182,257
00521	Industrial Gases	317,630	870,630	746,762	429,132	-123,868
00522	Laboratory Supplies	11,000,000	6,958,639	6,890,475	-4,109,525	-68,164
00536	Special Investigations	400,000	500,000	500,000	100,000	0
00541	Stores	790,110	1,236,110	1,232,631	442,521	-3,479
00564	Crime Prevention Campaign	1,500,000	3,100,000	3,021,995	1,521,995	-78,005
00572	Rents:Offices	16,353,530	22,724,875	22,724,874	6,371,344	-1
Total Parent Account	00500	31,155,340	36,284,324	35,828,550	4,673,210	-455,774
00700	Maintenance and Running (Equipment)					
00702	Aircrafts	4,300,000	4,804,000	4,598,265	298,265	-205,735
00703	Barges,Boats and Ancillary	250,000	149,788	149,788	-100,212	0
00704	Camping Equipment	47,640	47,640	47,425	-215	-215
00706	Electrical Equipment	95,290	55,290	50,313	-44,977	-4,977
00707	Fire Fighting Equipment (Maint. and Running- Equip.)	277,410	466,410	458,253	180,843	-8,157
00711	Instruments	2,626,360	3,113,221	2,974,014	347,654	-139,207
00712	Office Equipment (Maintenance and Running Equip.)	2,116,860	2,347,066	2,335,208	218,348	-11,857
00713	Radio and Transmitter Equipment	8,380,300	5,099,658	4,838,728	-3,541,572	-260,930
00714	Recording and Visual Aid Equipment	18,799,670	35,741,152	35,380,615	16,580,945	-360,537
00716	Static Plant	2,397,030	1,898,074	1,893,698	-503,332	-4,377
00717	Sub-Contracted Repairs	17,055,580	29,563,483	29,352,796	12,297,216	-210,686
00718	Vehicles and Plant Maintenance	15,000,000	15,993,070	15,718,159	718,159	-274,911
00722	Bicycles Maintenance	55,760	55,760	54,259	-1,501	-1,501
00731	Ground Support Equipment	200,970	200,970	166,683	-34,287	-34,287
Total Parent Account	00700	71,602,870	99,535,582	98,018,205	26,415,335	-1,517,376
00800	Maintenance and Running Expenses (Other)					
00803	Buildings (Maint and Running Exp - Other)	0	392,980	386,144	386,144	-6,836
00805	Furniture (Maint and Running Exp - Other)	63,520	163,520	162,615	99,095	-905
00806	Grounds (Maint and Running Exp - Other)	974,340	1,540,555	1,454,130	479,790	-86,425
00808	Rifle Ranges (Maint and Running Exp - Other)	23,820	23,820	23,819	-1	-1
00809	Livestock Maintenance (Maint and Running Exp - Other)	794,070	3,950,096	3,577,736	2,783,666	-372,360
00814	Minor Works (Maint and	1,000,000	3,704,000	3,305,009	2,305,009	-398,991

**STATEMENT OF RECURRENT EXPENDITURE FOR THE YEAR ENDED 31 MARCH , 2019
AS COMPARED WITH THE ESTIMATES**

(Figures in Pula)

MIN DEPT PARENT A/C CHILD A/C	DETAILS	APPROVED ESTIMATES	WARRANTED PROVISION	ACTUAL EXPENDITURE	EXPENDITURE OVER + OR UNDER - APPROVED ESTIMATES	EXPENDITURE OVER + OR UNDER - WARRANTED PROVISION
2500	Ministry of Defence, Justice and Security					
2503	Botswana Police Service					
00800	Maintenance and Running Expenses (Other)					
	Running Exp - Other)					
Total Parent Account	00800	2,855,750	9,774,971	8,909,453	6,053,703	-865,519
00900	Institutional Running Expenses					
00902	Books, Library and Texts	400,000	400,000	398,452	-1,548	-1,548
00903	Domestic Supplies	2,400,000	4,496,300	4,300,793	1,900,793	-195,507
00904	Drugs	132,590	262,590	235,788	103,198	-26,802
00907	Food	2,382,200	6,367,200	5,789,542	3,407,342	-577,658
00915	Medical and Surgical Equipment	55,590	55,590	54,080	-1,510	-1,510
00935	Sports Equipment	493,500	1,427,750	1,413,842	920,342	-13,908
00943	Aircraft Catering	78,520	78,520	72,633	-5,887	-5,887
Total Parent Account	00900	5,942,400	13,087,950	12,265,130	6,322,730	-822,820
01100	Government Hospitality					
01101	Official Receptions	397,030	957,394	889,157	492,127	-68,236
Total Parent Account	01100	397,030	957,394	889,157	492,127	-68,236
01200	Training					
01202	Courses (Training)	4,410,840	3,774,427	3,771,581	-639,259	-2,846
01204	Equipment (Training)	39,700	36,700	34,122	-5,578	-2,578
01205	Examination Expenses (Training)	143,850	313,850	303,706	159,856	-10,144
01207	Materials (Training)	238,220	258,220	233,390	-4,830	-24,830
01208	Rations (Training)	25,000,000	22,752,267	22,428,651	-2,571,349	-323,615
Total Parent Account	01200	29,832,610	27,135,463	26,771,450	-3,061,160	-364,014
01300	Councils, Conferences and Exhibitions					
01422	Seminars and Workshops committee Conferences	1,389,600	2,892,300	2,583,709	1,194,109	-308,591
01438	Trade Fairs Agricultural Shows and Exhibitions	79,410	155,769	155,769	76,359	0
Total Parent Account	01300	1,469,010	3,048,069	2,739,478	1,270,468	-308,591
01700	Grants Subventions and Other Payments					
01749	Botswana Police Day Celebrations	397,030	1,033,530	1,018,279	621,249	-15,251
01837	International Criminal Police Organisation	1,746,950	1,849,795	1,794,543	47,593	-55,252
01967	Workmen's Compensation	1,000,000	6,805,590	6,791,297	5,791,297	-14,293
Total Parent Account	01700	3,143,980	9,688,915	9,604,119	6,460,139	-84,796
04300	Special Expenditure					
04303	Air Conditioners	238,220	572,220	560,921	322,701	-11,299
04304	Arms Ammunitions and Civil Defence Equipment	3,890,990	4,213,983	4,213,501	322,511	-482
04306	Bicycles Purchases	0	401,100	401,100	401,100	0
04309	Camping and Weather Protection Equipment	238,220	858,220	849,357	611,137	-8,863
04313	Fire Fighting Equipment (Special Expenditure)	250,690	101,690	99,442	-151,248	-2,248
04314	Furniture and Equipment	3,857,990	1,643,990	1,620,043	-2,237,947	-23,947
04317	Household and Domestic	476,440	806,440	806,142	329,702	-298

**STATEMENT OF RECURRENT EXPENDITURE FOR THE YEAR ENDED 31 MARCH , 2019
AS COMPARED WITH THE ESTIMATES**

(Figures in Pula)

MIN DEPT PARENT A/C CHILD A/C	DETAILS	APPROVED ESTIMATES	WARRANTED PROVISION	ACTUAL EXPENDITURE	EXPENDITURE OVER + OR UNDER - APPROVED ESTIMATES	EXPENDITURE OVER + OR UNDER - WARRANTED PROVISION
2500	Ministry of Defence, Justice and Security					
2503	Botswana Police Service					
04300	Special Expenditure					
	Equip					
04318	Laboratory Equipment (Special Expenditure)	3,244,390	193,955	193,955	-3,050,435	0
04321	Office Equipment (Special Expenditure)	817,630	827,630	827,503	9,873	-127
04322	Photographic Equipment (Special Expenditure)	794,070	1,714,330	1,685,347	891,277	-28,983
04324	Plant,Light Mobile (Special Expenditure)	55,590	50,840	50,840	-4,750	0
04325	Plant Static (Special Expenditure)	0	720,604	720,604	720,604	0
04326	Livestock Purchases (Replacements)	238,230	0	0	-238,230	0
04327	Recording and Broadcasting Equip.(Special Expenditure)	746,940	2,759,828	2,768,587	2,021,647	8,759
04333	Vehicles (Special Expenditure)	113,052,740	83,217,331	80,604,620	-32,448,120	-2,612,711
04334	Workshop Equipment (Special Expenditure)	714,650	312,107	303,349	-411,301	-8,759
04344	Band Instruments	317,630	194,047	194,047	-123,583	0
04349	Computer Replacement	0	3,603,852	3,603,852	3,603,852	0
Total Parent Account	04300	128,934,420	102,192,167	99,503,210	-29,431,210	-2,688,957
2505	Department of Prisons and Rehabilitation					
00110	Salaries and Allowances					
00111	Basic Salary	159,827,630	151,608,168	150,627,924	-9,199,706	-980,244
00112	Allowances (Salaries and Wages)	30,799,440	37,899,872	37,350,705	6,551,265	-549,167
00115	Temporary Assistance (Salaries and Allowances)	80,000	80,000	50,752	-29,248	-29,248
00124	Leave Travel Concession	800,000	798,160	798,157	-1,844	-4
00125	Leave Encashment	10	10	0	-10	-10
00139	Overtime Allowances	0	90,610	110,022	110,022	19,412
Total Parent Account	00110	191,507,080	190,476,820	188,937,559	-2,569,521	-1,539,261
00160	Pensions, Gratuities and Compensations					
00164	Gratuities - Contract Officers	0	215,130	215,126	215,126	-4
Total Parent Account	00160	0	215,130	215,126	215,126	-4
00200	Travelling and Transport (Internal)					
00201	Transportation Costs (Internal Travel)	526,170	399,151	398,372	-127,798	-779
00202	Subsistence Costs (Internal Travel)	5,602,390	6,009,332	5,772,377	169,987	-236,955
00203	Freight (Internal Travel)	10	10	0	-10	-10
00204	Petrol, Oil and Lubricants (Internal Travel)	4,948,630	8,202,701	8,127,050	3,178,420	-75,651
00206	Hire Charges	300,000	300,000	57,512	-242,488	-242,488
00207	Accidents Charges	90,000	39,480	6,721	-83,279	-32,759
00208	Driver Charges	20,000	10	0	-20,000	-10
Total Parent Account	00200	11,487,200	14,950,684	14,362,032	2,874,832	-588,652

**STATEMENT OF RECURRENT EXPENDITURE FOR THE YEAR ENDED 31 MARCH , 2019
AS COMPARED WITH THE ESTIMATES**

(Figures in Pula)

MIN DEPT PARENT A/C CHILD A/C	DETAILS	APPROVED ESTIMATES	WARRANTED PROVISION	ACTUAL EXPENDITURE	EXPENDITURE OVER + OR UNDER - APPROVED ESTIMATES	EXPENDITURE OVER + OR UNDER - WARRANTED PROVISION
2500	Ministry of Defence, Justice and Security					
2505	Department of Prisons and Rehabilitation					
00300	Travelling and Transport (External)					
00301	Transportation Costs (External Travel)	483,640	1,041,260	909,262	425,622	-131,998
00302	Subsistence Costs (External Travel)	489,100	1,059,780	918,196	429,096	-141,584
Total Parent Account	00300	972,740	2,101,040	1,827,458	854,718	-273,582
00400	General Expenses and Supplies					
00401	Advertising and Publicity	110,000	255,678	254,613	144,613	-1,065
00405	Domestic and Household Requisites	971,000	893,369	880,564	-90,436	-12,805
00409	Incidental Expenses (General Expenses)	798,530	1,156,674	1,068,048	269,518	-88,626
00414	Office Supplies (General Expenses and Supplies)	1,074,040	1,121,032	1,109,962	35,922	-11,070
00417	Postal Charges (General Expenses and Supplies)	3,800,000	6,507,340	6,506,737	2,706,737	-603
00422	Service Charges	89,173,740	129,400,493	129,168,535	39,994,795	-231,958
00423	Uniforms and Protective Clothing	6,824,000	3,219,343	1,444,752	-5,379,248	-1,774,591
00432	Printing Charges	190,000	203,800	199,793	9,793	-4,007
Total Parent Account	00400	102,941,310	142,757,729	140,633,003	37,691,693	-2,124,726
00500	Departmental Services					
00503	Consultancies (Investigation and Research)	143,490	10	0	-143,490	-10
00541	Stores	1,350,000	1,356,664	1,330,545	-19,455	-26,119
00572	Rents:Offices	10	1,866,930	1,866,924	1,866,914	-7
00576	Special Duty Allowance	2,440	2,440	2,436	-4	-4
00603	Sports	300,000	298,460	259,446	-40,554	-39,014
Total Parent Account	00500	1,795,940	3,524,504	3,459,351	1,663,411	-65,153
00700	Maintenance and Running (Equipment)					
00707	Fire Fighting Equipment (Maint. and Running- Equip.)	50,000	42,040	22,291	-27,709	-19,749
00709	Agricultural Implements (Maint & Run - Equip)	5,000	8,000	0	-5,000	-8,000
00712	Office Equipment (Maintenance and Running Equip.)	150,000	305,145	203,047	53,047	-102,098
00713	Radio and Transmitter Equipment	170,000	86,237	58,441	-111,559	-27,796
00714	Recording and Visual Aid Equipment	40,000	40,000	39,952	-48	-48
00716	Static Plant	50,000	48,070	43,482	-6,518	-4,588
00717	Sub-Contracted Repairs	10	7,668,010	6,646,996	6,646,986	-1,021,014
00718	Vehicles and Plant Maintenance	10	2,814,860	2,206,906	2,206,896	-607,954
00721	Fire Arms	13,500	13,500	13,494	-6	-6
00722	Bicycles Maintenance	2,000	10	0	-2,000	-10
00727	Band Equipment	20,000	20,000	19,555	-445	-445
Total Parent Account	00700	500,520	11,045,872	9,254,165	8,753,645	-1,791,707

**STATEMENT OF RECURRENT EXPENDITURE FOR THE YEAR ENDED 31 MARCH , 2019
AS COMPARED WITH THE ESTIMATES**

(Figures in Pula)

MIN DEPT PARENT A/C CHILD A/C	DETAILS	APPROVED ESTIMATES	WARRANTED PROVISION	ACTUAL EXPENDITURE	EXPENDITURE OVER + OR UNDER - APPROVED ESTIMATES	EXPENDITURE OVER + OR UNDER - WARRANTED PROVISION
2500	Ministry of Defence, Justice and Security					
2505	Department of Prisons and Rehabilitation					
00800	Maintenance and Running Expenses (Other)					
00803	Buildings (Maint and Running Exp - Other)	2,500,000	3,316,608	2,860,742	360,742	-455,866
00805	Furniture (Maint and Running Exp - Other)	9,000	1,210	1,200	-7,800	-10
00806	Grounds (Maint and Running Exp - Other)	14,000	26,384	13,486	-514	-12,898
00809	Livestock Maintenance (Maint and Running Exp - Other)	650,000	685,102	666,856	16,856	-18,246
00814	Minor Works (Maint and Running Exp - Other)	730,000	217,620	161,990	-568,010	-55,630
	Total Parent Account 00800	3,903,000	4,246,924	3,704,274	-198,726	-542,650
00900	Institutional Running Expenses					
00903	Domestic Supplies	2,400,000	2,308,041	2,262,486	-137,514	-45,555
00906	First Aid Equipment	4,500	6,011	5,848	1,348	-163
00907	Food	29,541,430	31,375,128	30,487,655	946,225	-887,473
00911	Maintenance of Furniture and Equipment	397,820	95,276	76,565	-321,255	-18,711
00915	Medical and Surgical Equipment	45,000	45,000	34,540	-10,460	-10,460
00916	Prisoners Earnings	20,000	9,108	7,958	-12,042	-1,150
00918	Prisons Farms and Gardens	378,900	323,726	286,489	-92,411	-37,237
00923	Transport of Prisoners	40,000	24,113	24,104	-15,896	-9
00924	Uniforms and Protective	2,430,000	1,459,490	1,442,189	-987,811	-17,301
00926	Prisoners Rehabilitation	600,000	599,247	569,629	-30,371	-29,618
00932	Deceased Prisoners	70,000	39,756	39,746	-30,254	-10
00936	Prisoners Compensation	30,000	25,390	25,385	-4,615	-5
	Total Parent Account 00900	35,957,650	36,310,286	35,262,594	-695,056	-1,047,692
01200	Training					
01202	Courses (Training)	2,194,260	871,940	750,522	-1,443,738	-121,418
01204	Equipment (Training)	36,000	36,000	35,888	-112	-112
01207	Materials (Training)	150,000	146,580	147,694	-2,306	1,114
01208	Rations (Training)	2,856,450	6,454,440	6,417,226	3,560,776	-37,214
	Total Parent Account 01200	5,236,710	7,508,960	7,351,330	2,114,620	-157,630
01300	Councils, Conferences and Exhibitions					
01401	Prison Officers Conferences	390,000	645,946	636,810	246,810	-9,136
01402	Prison Parole Boards	48,000	97,460	59,016	11,016	-38,444
01403	Prison Visiting Committee	235,000	162,881	162,483	-72,517	-398
01404	Prisons Council	35,000	53,720	42,356	7,356	-11,365
01422	Seminars and Workshops committee Conferences	0	33,040	30,447	30,447	-2,593
01438	Trade Fairs Agricultural Shows and Exhibitions	25,000	22,870	22,686	-2,314	-184
	Total Parent Account 01300	733,000	1,015,917	953,798	220,798	-62,119
01600	Materials and Requisites for Resale					
01603	Prison Industries	1,500,000	1,680,000	1,482,415	-17,586	-197,586
	Total Parent Account 01600	1,500,000	1,680,000	1,482,415	-17,586	-197,586

**STATEMENT OF RECURRENT EXPENDITURE FOR THE YEAR ENDED 31 MARCH , 2019
AS COMPARED WITH THE ESTIMATES**

(Figures in Pula)

MIN DEPT PARENT A/C CHILD A/C	DETAILS	APPROVED ESTIMATES	WARRANTED PROVISION	ACTUAL EXPENDITURE	EXPENDITURE OVER + OR UNDER - APPROVED ESTIMATES	EXPENDITURE OVER + OR UNDER - WARRANTED PROVISION
2500	Ministry of Defence, Justice and Security					
2505	Department of Prisons and Rehabilitation					
01700	Grants Subventions and Other Payments					
01967	Workmen's Compensation	300,000	372,700	372,677	72,677	-23
01977	Botswana Prison Service Celebration Day	1,300,000	1,260,000	1,249,718	-50,282	-10,282
Total Parent Account	01700	1,600,000	1,632,700	1,622,395	22,395	-10,305
04300	Special Expenditure					
04304	Arms Ammunitions and Civil Defence Equipment	558,000	447,000	446,150	-111,850	-850
04306	Bicycles Purchases	55,010	55,010	48,720	-6,290	-6,290
04308	Brickmaking Machines and Moulds	10,000	1,853,000	0	-10,000	-1,853,000
04309	Camping and Weather Protection Equipment	95,000	140,000	94,014	-986	-45,986
04313	Fire Fighting Equipment (Special Expenditure)	13,000	17,750	6,398	-6,602	-11,352
04314	Furniture and Equipment	489,510	364,584	291,156	-198,354	-73,428
04315	Furniture For Govt Quarters	10	10	0	-10	-10
04316	Graphic Design Equipment	30,000	10	0	-30,000	-10
04317	Household and Domestic Equip	100,000	103,660	97,169	-2,831	-6,491
04321	Office Equipment (Special Expenditure)	550,000	322,510	322,182	-227,818	-328
04322	Photographic Equipment (Special Expenditure)	98,280	96,800	96,040	-2,240	-760
04326	Livestock Purchases (Replacements)	60,000	75,200	75,197	15,197	-3
04327	Recording and Broadcasting Equip.(Special Expenditure)	189,000	1,740	1,736	-187,264	-4
04331	Scales Counters and Platform	22,000	8,520	8,512	-13,488	-8
04333	Vehicles (Special Expenditure)	6,124,270	5,967,270	5,944,475	-179,795	-22,795
04334	Workshop Equipment (Special Expenditure)	180,000	140,500	135,825	-44,175	-4,675
04344	Band Instruments	800,000	800,000	764,069	-35,931	-35,931
04349	Computer Replacement	10	85,000	35,838	35,828	-49,162
Total Parent Account	04300	9,374,090	10,478,564	8,367,480	-1,006,610	-2,111,084
2506	Directorate on Corruption & Economic Crime					
00110	Salaries and Allowances					
00111	Basic Salary	0	0	44,740	44,740	44,740
00112	Allowances (Salaries and Wages)	0	0	-1,790	-1,790	-1,790
Total Parent Account	00110	0	0	42,950	42,950	42,950
2501	Headquarters (MDJS)	212,122,630	154,673,600	133,387,836	-78,734,794	-21,285,764
2502	Botswana Defence Force	3,317,045,280	3,342,145,280	3,302,393,464	-14,651,816	-39,751,816
2503	Botswana Police Service	1,956,317,350	2,007,417,350	1,986,975,607	30,658,257	-20,441,743

**STATEMENT OF RECURRENT EXPENDITURE FOR THE YEAR ENDED 31 MARCH , 2019
AS COMPARED WITH THE ESTIMATES**

(Figures in Pula)

MIN DEPT PARENT A/C CHILD A/C	DETAILS	APPROVED ESTIMATES	WARRANTED PROVISION	ACTUAL EXPENDITURE	EXPENDITURE OVER + OR UNDER - APPROVED ESTIMATES	EXPENDITURE OVER + OR UNDER - WARRANTED PROVISION
2500	Ministry of Defence, Justice and Security					
2505	Department of Prisons and Rehabilitation	367,509,240	427,945,130	417,432,980	49,923,740	-10,512,150
2506	Directorate on Corruption & Economic Crime	0		42,950	42,950	42,950
TOTAL	Ministry of Defence, Justice and Security	5,852,994,500	5,932,181,360	5,840,232,836	-12,761,664	-91,948,524

**STATEMENT OF RECURRENT EXPENDITURE FOR THE YEAR ENDED 31 MARCH , 2019
AS COMPARED WITH THE ESTIMATES**

(Figures in Pula)

MIN DEPT PARENT A/C CHILD A/C	DETAILS	APPROVED ESTIMATES	WARRANTED PROVISION	ACTUAL EXPENDITURE	EXPENDITURE OVER + OR UNDER - APPROVED ESTIMATES	EXPENDITURE OVER + OR UNDER - WARRANTED PROVISION
2600	Ministry of Employment, Labour Productivity and Skills Development					
2601	Headquarters (MELSD)					
00110	Salaries and Allowances					
00111	Basic Salary	15,248,610	14,608,610	14,327,444	-921,166	-281,166
00112	Allowances (Salaries and Wages)	1,541,810	1,541,810	1,406,236	-135,574	-135,574
00114	Casual Labour (Salaries and Allowances)	7,000	12,000	9,093	2,093	-2,907
00115	Temporary Assistance (Salaries and Allowances)	1,500,000	1,100,000	1,017,808	-482,192	-82,192
00124	Leave Travel Concession	80,000	75,000	46,256	-33,744	-28,744
00125	Leave Encashment	0	520,000	513,925	513,925	-6,075
00132	Minister's Maids/Gardener's refunds	30,000	30,000	22,488	-7,512	-7,512
00139	Overtime Allowances	0	300,000	292,720	292,720	-7,280
Total Parent Account	00110	18,407,420	18,187,420	17,635,971	-771,449	-551,449
00160	Pensions, Gratuities and Compensations					
00164	Gratuities - Contract Officers	3,495,700	3,495,700	3,483,392	-12,308	-12,308
Total Parent Account	00160	3,495,700	3,495,700	3,483,392	-12,308	-12,308
00200	Travelling and Transport (Internal)					
00201	Transportation Costs (Internal Travel)	228,250	258,250	223,063	-5,187	-35,187
00202	Subsistence Costs (Internal Travel)	350,380	1,125,380	984,361	633,981	-141,019
00204	Petrol, Oil and Lubricants (Internal Travel)	230,900	230,900	163,724	-67,176	-67,176
00206	Hire Charges	12,000	12,000	9,240	-2,760	-2,760
00207	Accidents Charges	1,800	1,800	0	-1,800	-1,800
00208	Driver Charges	2,400	2,400	0	-2,400	-2,400
Total Parent Account	00200	825,730	1,630,730	1,380,388	554,658	-250,342
00300	Travelling and Transport (External)					
00301	Transportation Costs (External Travel)	831,830	1,486,330	938,077	106,247	-548,253
00302	Subsistence Costs (External Travel)	1,306,940	2,102,440	924,652	-382,288	-1,177,788
00303	Appointment and Termination Fares	0	239,000	144,506	144,506	-94,494
Total Parent Account	00300	2,138,770	3,827,770	2,007,234	-131,536	-1,820,536
00400	General Expenses and Supplies					
00401	Advertising and Publicity	913,390	1,068,390	999,322	85,932	-69,068
00405	Domestic and Household Requisites	200,000	185,000	125,903	-74,097	-59,097
00409	Incidental Expenses (General Expenses)	200,000	450,000	428,771	228,771	-21,229
00414	Office Supplies (General Expenses and Supplies)	400,000	820,000	746,069	346,069	-73,931
00417	Postal Charges (General Expenses and Supplies)	800,000	1,020,000	790,604	-9,396	-229,396
00421	Recruitment Expenses	150,000	190,000	173,752	23,752	-16,248
00422	Service Charges	3,500,000	5,898,000	4,951,429	1,451,429	-946,571
00423	Uniforms and Protective Clothing	50,000	60,000	40,525	-9,475	-19,475
00431	Staff Transfers/Leave (General Expenses)	0	60,000	58,257	58,257	-1,743
00432	Printing Charges	100,000	50,000	47,555	-52,445	-2,445

**STATEMENT OF RECURRENT EXPENDITURE FOR THE YEAR ENDED 31 MARCH , 2019
AS COMPARED WITH THE ESTIMATES**

(Figures in Pula)

MIN DEPT PARENT A/C CHILD A/C	DETAILS	APPROVED ESTIMATES	WARRANTED PROVISION	ACTUAL EXPENDITURE	EXPENDITURE OVER + OR UNDER - APPROVED ESTIMATES	EXPENDITURE OVER + OR UNDER - WARRANTED PROVISION
2600	Ministry of Employment, Labour Productivity and Skills Development					
2601	Headquarters (MELSD)					
00400	General Expenses and Supplies					
Total Parent Account	00400	6,313,390	9,801,390	8,362,186	2,048,796	-1,439,204
00500	Departmental Services					
00572	Rents:Offices	5,600,000	4,546,000	4,545,653	-1,054,347	-347
Total Parent Account	00500	5,600,000	4,546,000	4,545,653	-1,054,347	-347
00700	Maintenance and Running (Equipment)					
00707	Fire Fighting Equipment (Maint. and Running- Equip.)	5,000	5,000	1,708	-3,292	-3,292
00712	Office Equipment (Maintenance and Running Equip.)	2,000	17,000	16,666	14,666	-334
00717	Sub-Contracted Repairs	500,000	430,000	286,512	-213,488	-143,488
00718	Vehicles and Plant Maintenance	500,000	120,000	114,296	-385,704	-5,704
Total Parent Account	00700	1,007,000	572,000	419,181	-587,819	-152,819
00800	Maintenance and Running Expenses (Other)					
00803	Buildings (Maint and Running Exp - Other)	1,000,000	1,608,000	1,412,202	412,202	-195,798
00805	Furniture (Maint and Running Exp - Other)	500	500	0	-500	-500
00806	Grounds (Maint and Running Exp - Other)	2,000	2,000	0	-2,000	-2,000
00814	Minor Works (Maint and Running Exp - Other)	120,000	73,000	70,885	-49,115	-2,115
Total Parent Account	00800	1,122,500	1,683,500	1,483,087	360,587	-200,413
01100	Government Hospitality					
01101	Official Receptions	25,000	25,000	12,725	-12,275	-12,275
Total Parent Account	01100	25,000	25,000	12,725	-12,275	-12,275
01200	Training					
01201	Allowances (Training)	1,670,000	1,194,320	1,031,417	-638,583	-162,903
01202	Courses (Training)	300,230	4,817,954	4,672,399	4,372,169	-145,554
01217	Performance Management System	500,000	710,000	647,858	147,858	-62,143
Total Parent Account	01200	2,470,230	6,722,274	6,351,674	3,881,444	-370,600
01300	Councils, Conferences and Exhibitions					
01422	Seminars and Workshops committee Conferences	600,000	660,000	591,949	-8,051	-68,051
01438	Trade Fairs Agricultural Shows and Exhibitions	10,000	45,000	17,290	7,290	-27,710
Total Parent Account	01300	610,000	705,000	609,239	-761	-95,761
01700	Grants Subventions and Other Payments					
01746	Botswana National Productivity Centre	43,086,070	43,086,070	43,086,070	0	0
01793	Constr.Industry (Crash Training Programme) Trust Fund	48,280,000	48,280,000	48,280,000	0	0
01967	Workmen's Compensation	187,500	406,500	265,382	77,882	-141,118

**STATEMENT OF RECURRENT EXPENDITURE FOR THE YEAR ENDED 31 MARCH , 2019
AS COMPARED WITH THE ESTIMATES**

(Figures in Pula)

MIN DEPT PARENT A/C CHILD A/C	DETAILS	APPROVED ESTIMATES	WARRANTED PROVISION	ACTUAL EXPENDITURE	EXPENDITURE OVER + OR UNDER - APPROVED ESTIMATES	EXPENDITURE OVER + OR UNDER - WARRANTED PROVISION
2600	Ministry of Employment, Labour Productivity and Skills Development					
2601	Headquarters (MELSD)					
01700	Grants Subventions and Other Payments					
Total Parent Account	01700	91,553,570	91,772,570	91,631,452	77,882	-141,118
04300	Special Expenditure					
04314	Furniture and Equipment	50,000	425,000	414,239	364,239	-10,761
04321	Office Equipment (Special Expenditure)	200	200	0	-200	-200
04333	Vehicles (Special Expenditure)	1,631,810	1,581,810	1,527,165	-104,645	-54,645
04349	Computer Replacement	30,000	30,000	28,390	-1,610	-1,610
Total Parent Account	04300	1,712,010	2,037,010	1,969,793	257,783	-67,217
2602	Department of Labour & Social Security					
00110	Salaries and Allowances					
00111	Basic Salary	36,121,690	34,221,536	33,744,331	-2,377,359	-477,205
00112	Allowances (Salaries and Wages)	3,462,300	3,312,300	2,912,679	-549,621	-399,621
00114	Casual Labour (Salaries and Allowances)	40,000	40,600	48,810	8,810	8,210
00115	Temporary Assistance (Salaries and Allowances)	320,000	2,370,154	2,229,518	1,909,518	-140,636
00116	Education Allowances	0	50,000	4,350	4,350	-45,650
00124	Leave Travel Concession	100,000	209,400	193,413	93,413	-15,987
00139	Overtime Allowances	0	350,000	347,929	347,929	-2,071
00140	Medical Expenses (Missions)	200,000	100,000	97,163	-102,837	-2,837
Total Parent Account	00110	40,243,990	40,653,990	39,578,193	-665,797	-1,075,797
00200	Travelling and Transport (Internal)					
00201	Transportation Costs (Internal Travel)	150,000	150,000	137,580	-12,420	-12,420
00202	Subsistence Costs (Internal Travel)	900,000	1,052,903	903,253	3,253	-149,650
00203	Freight (Internal Travel)	55,000	55,000	0	-55,000	-55,000
00204	Petrol, Oil and Lubricants (Internal Travel)	479,410	329,410	280,000	-199,410	-49,410
00206	Hire Charges	366,000	116,000	100,024	-265,976	-15,976
00207	Accidents Charges	4,800	4,800	0	-4,800	-4,800
00208	Driver Charges	28,000	28,000	0	-28,000	-28,000
Total Parent Account	00200	1,983,210	1,736,113	1,420,857	-562,353	-315,255
00400	General Expenses and Supplies					
00405	Domestic and Household Requisites	300,000	305,810	294,069	-5,932	-11,742
00409	Incidental Expenses (General Expenses)	40,000	40,000	38,017	-1,983	-1,983
00414	Office Supplies (General Expenses and Supplies)	400,000	553,000	547,913	147,913	-5,087
00416	Property Rents and Rates	720,280	620,280	617,702	-102,578	-2,578
00417	Postal Charges (General Expenses and Supplies)	1,400,280	1,800,280	1,731,016	330,736	-69,264
00422	Service Charges	1,000,000	1,505,000	1,438,936	438,936	-66,064
00423	Uniforms and Protective Clothing	75,000	75,000	68,480	-6,520	-6,520

**STATEMENT OF RECURRENT EXPENDITURE FOR THE YEAR ENDED 31 MARCH , 2019
AS COMPARED WITH THE ESTIMATES**

(Figures in Pula)

MIN DEPT PARENT A/C CHILD A/C	DETAILS	APPROVED ESTIMATES	WARRANTED PROVISION	ACTUAL EXPENDITURE	EXPENDITURE OVER + OR UNDER - APPROVED ESTIMATES	EXPENDITURE OVER + OR UNDER - WARRANTED PROVISION
2600	Ministry of Employment, Labour Productivity and Skills Development					
2602	Department of Labour & Social Security					
00400	General Expenses and Supplies					
00432	Printing Charges	198,500	110,046	109,160	-89,340	-886
Total Parent Account	00400	4,134,060	5,009,416	4,845,291	711,231	-164,125
00500	Departmental Services					
00541	Stores	3,000	0	0	-3,000	0
00546	Library Books (Departmental Expenses)	30,000	30,000	29,879	-121	-121
Total Parent Account	00500	33,000	30,000	29,879	-3,121	-121
00700	Maintenance and Running (Equipment)					
00704	Camping Equipment	2,000	0	0	-2,000	0
00707	Fire Fighting Equipment (Maint. and Running- Equip.)	20,000	20,000	0	-20,000	-20,000
00712	Office Equipment (Maintenance and Running Equip.)	10,020	110,020	109,170	99,150	-850
00717	Sub-Contracted Repairs	0	70,000	35,777	35,777	-34,223
00718	Vehicles and Plant Maintenance	0	30,000	18,932	18,932	-11,068
Total Parent Account	00700	32,020	230,020	163,879	131,859	-66,141
00800	Maintenance and Running Expenses (Other)					
00805	Furniture (Maint and Running Exp - Other)	6,000	8,000	6,642	642	-1,358
00814	Minor Works (Maint and Running Exp - Other)	90,000	90,000	78,073	-11,927	-11,927
Total Parent Account	00800	96,000	98,000	84,715	-11,285	-13,285
01300	Councils, Conferences and Exhibitions					
01359	Labour Advisory Board	20,000	20,000	0	-20,000	-20,000
01361	Labour Officers Conferences	50,000	50,000	0	-50,000	-50,000
01422	Seminars and Workshops committee Conferences	100,000	100,000	98,432	-1,568	-1,568
01438	Trade Fairs Agricultural Shows and Exhibitions	10,000	4,190	4,190	-5,810	0
01443	Wages Board	5,000	5,000	3,088	-1,912	-1,912
01447	Workmen's Compensation Appeals Board	20,000	20,000	16,099	-3,901	-3,901
01455	Mediation and Arbitration Fees	600,000	600,000	526,392	-73,608	-73,608
Total Parent Account	01300	805,000	799,190	648,200	-156,800	-150,990
01700	Grants Subventions and Other Payments					
01712	Africa Regional Labour Administration Centre	240,720	269,174	269,174	28,454	0
01741	Botswana Federation of Trade Unions (BFTU)	30,000	30,000	30,000	0	0
01839	International Labour Organisation (ILO)	1,008,420	555,517	555,517	-452,903	0
Total Parent Account	01700	1,279,140	854,691	854,691	-424,449	0

**STATEMENT OF RECURRENT EXPENDITURE FOR THE YEAR ENDED 31 MARCH , 2019
AS COMPARED WITH THE ESTIMATES**

(Figures in Pula)

MIN DEPT PARENT A/C CHILD A/C	DETAILS	APPROVED ESTIMATES	WARRANTED PROVISION	ACTUAL EXPENDITURE	EXPENDITURE OVER + OR UNDER - APPROVED ESTIMATES	EXPENDITURE OVER + OR UNDER - WARRANTED PROVISION
2600	Ministry of Employment, Labour Productivity and Skills Development					
2603	Department of Occupational Health & Safety					
00110	Salaries and Allowances					
00111	Basic Salary	7,796,200	7,562,900	6,727,633	-1,068,567	-835,267
00112	Allowances (Salaries and Wages)	1,026,530	1,026,530	1,004,996	-21,534	-21,534
00114	Casual Labour (Salaries and Allowances)	10,000	10,000	5,651	-4,349	-4,349
00115	Temporary Assistance (Salaries and Allowances)	70,000	81,000	75,193	5,193	-5,807
00116	Education Allowances	0	190,300	75,226	75,226	-115,074
00124	Leave Travel Concession	35,000	35,000	32,247	-2,753	-2,753
00139	Overtime Allowances	0	150,000	110,207	110,207	-39,793
00140	Medical Expenses (Missions)	0	32,000	22,116	22,116	-9,884
Total Parent Account	00110	8,937,730	9,087,730	8,053,268	-884,462	-1,034,462
00200	Travelling and Transport (Internal)					
00201	Transportation Costs (Internal Travel)	50,000	70,000	44,846	-5,154	-25,154
00202	Subsistence Costs (Internal Travel)	500,000	747,290	568,615	68,615	-178,675
00204	Petrol, Oil and Lubricants (Internal Travel)	250,000	250,000	88,019	-161,981	-161,981
00206	Hire Charges	50,000	0	0	-50,000	0
00207	Accidents Charges	1,640	1,640	0	-1,640	-1,640
00208	Driver Charges	13,640	0	0	-13,640	0
Total Parent Account	00200	865,280	1,068,930	701,480	-163,800	-367,450
00400	General Expenses and Supplies					
00405	Domestic and Household Requisites	150,000	110,000	47,567	-102,433	-62,433
00409	Incidental Expenses (General Expenses)	125,020	125,020	23,321	-101,699	-101,699
00414	Office Supplies (General Expenses and Supplies)	150,000	150,000	143,529	-6,471	-6,471
00417	Postal Charges (General Expenses and Supplies)	454,630	402,630	288,246	-166,384	-114,384
00422	Service Charges	1,062,820	156,520	87,124	-975,696	-69,396
00423	Uniforms and Protective Clothing	80,000	80,000	29,910	-50,090	-50,090
00432	Printing Charges	100,000	70,000	15,126	-84,874	-54,874
Total Parent Account	00400	2,122,470	1,094,170	634,823	-1,487,647	-459,347
00500	Departmental Services					
00503	Consultancies (Investigation and Research)	50,000	0	0	-50,000	0
00541	Stores	11,650	0	0	-11,650	0
00546	Library Books (Departmental Expenses)	35,000	42,500	32,878	-2,122	-9,622
Total Parent Account	00500	96,650	42,500	32,878	-63,772	-9,622
00700	Maintenance and Running (Equipment)					
00707	Fire Fighting Equipment (Maint. and Running-Equip.)	10,340	10,340	0	-10,340	-10,340
00712	Office Equipment (Maintenance and Running Equip.)	30,000	30,000	0	-30,000	-30,000

**STATEMENT OF RECURRENT EXPENDITURE FOR THE YEAR ENDED 31 MARCH , 2019
AS COMPARED WITH THE ESTIMATES**

(Figures in Pula)

MIN DEPT PARENT A/C CHILD A/C	DETAILS	APPROVED ESTIMATES	WARRANTED PROVISION	ACTUAL EXPENDITURE	EXPENDITURE OVER + OR UNDER - APPROVED ESTIMATES	EXPENDITURE OVER + OR UNDER - WARRANTED PROVISION
2600	Ministry of Employment, Labour Productivity and Skills Development					
2603	Department of Occupational Health & Safety					
00700	Maintenance and Running (Equipment)					
00714	Recording and Visual Aid Equipment	10,000	10,000	0	-10,000	-10,000
00717	Sub-Contracted Repairs	0	20,000	16,987	16,987	-3,013
00718	Vehicles and Plant Maintenance	0	20,000	8,882	8,882	-11,118
00723	Laboratory Equipment (Maint. And Running-Equip.)	10,000	10,000	0	-10,000	-10,000
Total Parent Account	00700	60,340	100,340	25,869	-34,471	-74,471
00800	Maintenance and Running Expenses (Other)					
00805	Furniture (Maint and Running Exp - Other)	50,000	20,000	0	-50,000	-20,000
00806	Grounds (Maint and Running Exp - Other)	24,000	0	0	-24,000	0
00814	Minor Works (Maint and Running Exp - Other)	28,820	28,820	0	-28,820	-28,820
Total Parent Account	00800	102,820	48,820	0	-102,820	-48,820
00900	Institutional Running Expenses					
00906	First Aid Equipment	1,000	1,000	0	-1,000	-1,000
Total Parent Account	00900	1,000	1,000	0	-1,000	-1,000
01300	Councils, Conferences and Exhibitions					
01336	Factories Advisory Board	12,410	12,410	0	-12,410	-12,410
01337	Factories Appeals Board	11,550	11,550	0	-11,550	-11,550
01422	Seminars and Workshops committee Conferences	153,900	179,900	153,121	-779	-26,779
01438	Trade Fairs Agricultural Shows and Exhibitions	16,000	0	0	-16,000	0
Total Parent Account	01300	193,860	203,860	153,121	-40,739	-50,739
04300	Special Expenditure					
04305	Audio - Visual Aid Equipment	10,000	10,000	0	-10,000	-10,000
04312	Field Instruments	0	52,800	52,796	52,796	-4
04314	Furniture and Equipment	30,000	30,000	0	-30,000	-30,000
04317	Household and Domestic Equip	0	40,000	39,327	39,327	-673
04322	Photographic Equipment (Special Expenditure)	10,000	10,000	0	-10,000	-10,000
Total Parent Account	04300	50,000	142,800	92,123	42,123	-50,677
2604	Department of Skills Development					
00110	Salaries and Allowances					
00111	Basic Salary	238,489,170	210,512,656	199,657,510	-38,831,660	-10,855,146
00112	Allowances (Salaries and Wages)	22,020,820	26,520,820	24,917,715	2,896,895	-1,603,105
00114	Casual Labour (Salaries and Allowances)	2,524,970	2,444,970	1,701,483	-823,487	-743,487
00115	Temporary Assistance (Salaries and Allowances)	1,269,760	29,398,549	28,277,437	27,007,677	-1,121,112
00122	Maintenance of Volunteers	10	10	0	-10	-10
00124	Leave Travel Concession	957,220	1,037,220	894,231	-62,989	-142,989
00125	Leave Encashment	0	70,000	69,019	69,019	-981

**STATEMENT OF RECURRENT EXPENDITURE FOR THE YEAR ENDED 31 MARCH , 2019
AS COMPARED WITH THE ESTIMATES**

(Figures in Pula)

MIN DEPT PARENT A/C CHILD A/C	DETAILS	APPROVED ESTIMATES	WARRANTED PROVISION	ACTUAL EXPENDITURE	EXPENDITURE OVER + OR UNDER - APPROVED ESTIMATES	EXPENDITURE OVER + OR UNDER - WARRANTED PROVISION
2600	Ministry of Employment, Labour Productivity and Skills Development					
2604	Department of Skills Development					
00110	Salaries and Allowances					
00127	Temporary Teachers	14,062,460	4,260,185	2,838,698	-11,223,762	-1,421,487
00139	Overtime Allowances	0	4,600,000	3,955,564	3,955,564	-644,436
Total Parent Account	00110	279,324,410	278,844,410	262,311,658	-17,012,752	-16,532,752
00200	Travelling and Transport (Internal)					
00201	Transportation Costs (Internal Travel)	2,546,110	2,447,705	2,166,202	-379,908	-281,503
00202	Subsistence Costs (Internal Travel)	5,210,060	14,812,910	12,699,905	7,489,845	-2,113,005
00204	Petrol, Oil and Lubricants (Internal Travel)	1,868,380	1,868,380	1,114,978	-753,402	-753,402
00206	Hire Charges	564,850	564,850	109,798	-455,052	-455,052
00207	Accidents Charges	48,000	48,000	0	-48,000	-48,000
00208	Driver Charges	64,000	64,000	1,602	-62,398	-62,398
Total Parent Account	00200	10,301,400	19,805,845	16,092,486	5,791,086	-3,713,359
00400	General Expenses and Supplies					
00405	Domestic and Household Requisites	685,980	235,980	138,833	-547,147	-97,147
00408	Insurance Costs (General Expenses)	200,190	200,190	140,393	-59,797	-59,797
00409	Incidental Expenses (General Expenses)	753,260	1,533,260	1,333,869	580,609	-199,391
00414	Office Supplies (General Expenses and Supplies)	1,417,410	417,410	331,668	-1,085,742	-85,742
00417	Postal Charges (General Expenses and Supplies)	5,212,200	4,212,200	3,794,392	-1,417,808	-417,808
00421	Recruitment Expenses	35,750	35,750	1,500	-34,250	-34,250
00422	Service Charges	33,094,210	24,187,431	22,634,014	-10,460,196	-1,553,417
00423	Uniforms and Protective Clothing	2,001,840	1,601,840	1,246,662	-755,178	-355,178
00432	Printing Charges	180,000	20,000	2,150	-177,850	-17,850
Total Parent Account	00400	43,580,840	32,444,061	29,623,480	-13,957,360	-2,820,581
00500	Departmental Services					
00516	Examinations and Allied Expenses(Depart. Service)	182,910	632,910	630,400	447,490	-2,510
Total Parent Account	00500	182,910	632,910	630,400	447,490	-2,510
00700	Maintenance and Running (Equipment)					
00701	Air Conditioning and Refrigeration Equipment	285,980	285,980	241,162	-44,818	-44,818
00706	Electrical Equipment	487,490	487,490	333,179	-154,311	-154,311
00707	Fire Fighting Equipment (Maint. and Running- Equip.)	281,250	1,081,250	639,189	357,939	-442,061
00712	Office Equipment (Maintenance and Running Equip.)	311,060	255,664	193,049	-118,011	-62,615
00714	Recording and Visual Aid Equipment	71,490	0	0	-71,490	0
00716	Static Plant	503,250	952,297	433,817	-69,433	-518,480
00717	Sub-Contracted Repairs	1,750,000	750,000	620,022	-1,129,978	-129,978
00718	Vehicles and Plant Maintenance	1,235,700	900,614	529,279	-706,421	-371,334
00724	Computer Systems	1,678,340	178,340	152,911	-1,525,430	-25,430

**STATEMENT OF RECURRENT EXPENDITURE FOR THE YEAR ENDED 31 MARCH , 2019
AS COMPARED WITH THE ESTIMATES**

(Figures in Pula)

MIN DEPT PARENT A/C CHILD A/C	DETAILS	APPROVED ESTIMATES	WARRANTED PROVISION	ACTUAL EXPENDITURE	EXPENDITURE OVER + OR UNDER - APPROVED ESTIMATES	EXPENDITURE OVER + OR UNDER - WARRANTED PROVISION
2600	Ministry of Employment, Labour Productivity and Skills Development					
2604	Department of Skills Development					
00700	Maintenance and Running (Equipment) Consumables					
Total Parent Account	00700	6,604,560	4,891,635	3,142,607	-3,461,953	-1,749,028
00800	Maintenance and Running Expenses (Other)					
00812	Sewerage Installations (Maint and Running Exp - Other)	215,480	53,150	52,390	-163,090	-760
00813	Water Supplies (Maint and Running Exp - Other)	107,240	172,587	122,336	15,096	-50,251
00814	Minor Works (Maint and Running Exp - Other)	2,646,720	646,720	338,432	-2,308,288	-308,288
Total Parent Account	00800	2,969,440	872,457	513,158	-2,456,282	-359,299
00900	Institutional Running Expenses					
00901	Allowances, Students	32,287,260	29,302,260	29,066,399	-3,220,861	-235,861
00902	Books, Library and Texts	658,320	658,320	135,181	-523,139	-523,139
00903	Domestic Supplies	7,294,650	5,152,650	4,391,060	-2,903,590	-761,590
00905	Examination and Allied Expenses (Instit. Rng Expenses)	3,598,760	1,398,760	656,669	-2,942,091	-742,091
00906	First Aid Equipment	753,190	583,190	228,318	-524,872	-354,872
00907	Food	45,089,520	25,297,841	20,164,908	-24,924,612	-5,132,933
00908	Laboratory Equipment (Institutional Running Expenses)	214,480	0	0	-214,480	0
00909	Maintenance of Buildings	12,814,870	27,614,870	23,321,840	10,506,970	-4,293,030
00911	Maintenance of Furniture and Equipment	285,980	157,498	135,357	-150,623	-22,141
00912	Maintenance of Grounds	971,960	984,620	626,143	-345,817	-358,477
00913	Out of School Activities	1,286,900	253,490	236,030	-1,050,870	-17,460
00914	Materials for Practical Subjects	10,485,700	6,935,700	6,103,800	-4,381,900	-831,900
00921	Stationery Office School	5,998,110	5,998,110	5,237,734	-760,376	-760,376
00924	Uniforms and Protective	2,964,890	1,981,291	1,877,557	-1,087,333	-103,734
00927	Students' and Tutors' Travelling Expenses	1,933,650	883,650	773,957	-1,159,693	-109,693
00928	Tutors' fees (Institutional Running Expenses)	142,990	0	0	-142,990	0
00929	Courses (Institutional Running Expenses)	428,970	0	0	-428,970	0
00931	Graduation Ceremonies	858,810	608,810	507,739	-351,071	-101,071
00933	Books: Students	132,170	0	0	-132,170	0
00935	Sports Equipment	1,029,890	226,610	42,865	-987,025	-183,745
Total Parent Account	00900	129,231,070	108,037,670	93,505,559	-35,725,511	-14,532,112
01200	Training					
01207	Materials (Training)	136,120	60,560	0	-136,120	-60,560
01212	In Service Training Unit	1,000,000	1,360,739	1,250,739	250,739	-110,000
Total Parent Account	01200	1,136,120	1,421,299	1,250,739	114,619	-170,560
01300	Councils, Conferences and Exhibitions					
01422	Seminars and Workshops committee Conferences	1,590,000	2,110,000	1,673,588	83,588	-436,412
01438	Trade Fairs Agricultural Shows and Exhibitions	226,740	38,050	14,050	-212,690	-24,000

**STATEMENT OF RECURRENT EXPENDITURE FOR THE YEAR ENDED 31 MARCH , 2019
AS COMPARED WITH THE ESTIMATES**

(Figures in Pula)

MIN DEPT PARENT A/C CHILD A/C	DETAILS	APPROVED ESTIMATES	WARRANTED PROVISION	ACTUAL EXPENDITURE	EXPENDITURE OVER + OR UNDER - APPROVED ESTIMATES	EXPENDITURE OVER + OR UNDER - WARRANTED PROVISION
2600	Ministry of Employment, Labour Productivity and Skills Development					
2604	Department of Skills Development					
01300	Councils, Conferences and Exhibitions					
Total Parent Account	01300	1,816,740	2,148,050	1,687,638	-129,102	-460,412
04300	Special Expenditure					
04301	Agricultural Implements (Special Exp)	357,470	199,808	140,156	-217,314	-59,652
04303	Air Conditioners	107,240	1,238,719	32,128	-75,113	-1,206,592
04305	Audio - Visual Aid Equipment	53,260	0	0	-53,260	0
04309	Camping and Weather Protection Equipment	90,000	28,676	21,260	-68,740	-7,416
04313	Fire Fighting Equipment (Special Expenditure)	39,250	39,250	0	-39,250	-39,250
04314	Furniture and Equipment	1,327,320	877,320	551,294	-776,026	-326,026
04317	Household and Domestic Equip	357,470	807,470	530,624	173,154	-276,846
04318	Laboratory Equipment (Special Expenditure)	107,240	0	0	-107,240	0
04321	Office Equipment (Special Expenditure)	343,170	983,970	948,665	605,495	-35,305
04322	Photographic Equipment (Special Expenditure)	121,550	192,063	192,063	70,513	0
04325	Plant Static (Special Expenditure)	368,200	81,144	79,220	-288,980	-1,924
04334	Workshop Equipment (Special Expenditure)	4,180,710	19,303,569	5,890,592	1,709,882	-13,412,977
04336	Fencing (Special Expenditure)	150,000	10,000	9,939	-140,061	-61
04349	Computer Replacement	414,950	414,950	296,604	-118,346	-118,346
Total Parent Account	04300	8,017,830	24,176,939	8,692,544	674,714	-15,484,396
2601	Headquarters (MELSD)	135,281,320	145,006,364	139,891,975	4,610,655	-5,114,389
2602	Department of Labour & Social Security	48,606,420	49,411,420	47,625,706	-980,714	-1,785,714
2603	Department of Occupational Health & Safety	12,430,150	11,790,150	9,693,563	-2,736,587	-2,096,587
2604	Department of Skills Development	483,165,320	473,275,276	417,450,268	-65,715,052	-55,825,008
TOTAL	Ministry of Employment, Labour Productivity and Skills Development	679,483,210	679,483,210	614,661,513	-64,821,697	-64,821,697

**STATEMENT OF RECURRENT EXPENDITURE FOR THE YEAR ENDED 31 MARCH , 2019
AS COMPARED WITH THE ESTIMATES**

(Figures in Pula)

MIN DEPT PARENT A/C CHILD A/C	DETAILS	APPROVED ESTIMATES	WARRANTED PROVISION	ACTUAL EXPENDITURE	EXPENDITURE OVER + OR UNDER - APPROVED ESTIMATES	EXPENDITURE OVER + OR UNDER - WARRANTED PROVISION
2700	Ministry of Tertiary Education, Research, Science and Technology					
2701	Headquarters (MoTE)					
00110	Salaries and Allowances					
00111	Basic Salary	29,001,370	28,105,100	24,027,143	-4,974,227	-4,077,957
00112	Allowances (Salaries and Wages)	4,125,630	4,125,630	3,321,772	-803,858	-803,858
00114	Casual Labour (Salaries and Allowances)	300,000	300,000	2,988	-297,012	-297,012
00115	Temporary Assistance (Salaries and Allowances)	371,000	371,000	48,378	-322,622	-322,622
00124	Leave Travel Concession	159,000	159,000	64,147	-94,853	-94,853
00132	Minister's Maids/Gardener's refunds	53,000	72,000	60,973	7,973	-11,027
00139	Overtime Allowances	0	896,270	537,465	537,465	-358,805
Total Parent Account	00110	34,010,000	34,029,000	28,062,866	-5,947,134	-5,966,134
00160	Pensions, Gratuities and Compensations					
00164	Gratuities - Contract Officers	2,378,600	2,078,600	1,910,977	-467,623	-167,623
Total Parent Account	00160	2,378,600	2,078,600	1,910,977	-467,623	-167,623
00200	Travelling and Transport (Internal)					
00201	Transportation Costs (Internal Travel)	1,500,000	314,634	277,202	-1,222,798	-37,432
00202	Subsistence Costs (Internal Travel)	2,500,000	2,300,000	1,937,472	-562,528	-362,528
00203	Freight (Internal Travel)	50,000	50,000	0	-50,000	-50,000
00204	Petrol, Oil and Lubricants (Internal Travel)	1,285,850	385,850	263,285	-1,022,565	-122,565
00206	Hire Charges	120,000	20,000	6,428	-113,572	-13,572
00207	Accidents Charges	180,000	80,000	0	-180,000	-80,000
00208	Driver Charges	90,000	90,000	0	-90,000	-90,000
Total Parent Account	00200	5,725,850	3,240,484	2,484,387	-3,241,463	-756,096
00300	Travelling and Transport (External)					
00301	Transportation Costs (External Travel)	1,500,000	1,500,000	857,118	-642,882	-642,882
00302	Subsistence Costs (External Travel)	2,000,000	2,000,000	1,043,801	-956,199	-956,199
00303	Appointment and Termination Fares	300,000	400,000	305,882	5,882	-94,118
Total Parent Account	00300	3,800,000	3,900,000	2,206,802	-1,593,198	-1,693,198
00400	General Expenses and Supplies					
00401	Advertising and Publicity	1,000,000	1,041,000	1,035,137	35,137	-5,863
00405	Domestic and Household Requisites	1,500,000	259,000	160,822	-1,339,178	-98,178
00409	Incidental Expenses (General Expenses)	996,900	596,900	525,580	-471,320	-71,320
00414	Office Supplies (General Expenses and Supplies)	4,000,000	1,081,000	963,649	-3,036,351	-117,351
00417	Postal Charges (General Expenses and Supplies)	1,000,000	1,300,000	1,089,294	89,294	-210,706
00421	Recruitment Expenses	500,000	200,000	184,632	-315,368	-15,368
00422	Service Charges	4,000,000	300,000	236,986	-3,763,014	-63,014
00423	Uniforms and Protective Clothing	180,000	180,000	86,609	-93,391	-93,391
00432	Printing Charges	150,000	50,000	30,044	-119,956	-19,956
Total Parent Account	00400	13,326,900	5,007,900	4,312,753	-9,014,147	-695,147

**STATEMENT OF RECURRENT EXPENDITURE FOR THE YEAR ENDED 31 MARCH , 2019
AS COMPARED WITH THE ESTIMATES**

(Figures in Pula)

MIN DEPT PARENT A/C CHILD A/C	DETAILS	APPROVED ESTIMATES	WARRANTED PROVISION	ACTUAL EXPENDITURE	EXPENDITURE OVER + OR UNDER - APPROVED ESTIMATES	EXPENDITURE OVER + OR UNDER - WARRANTED PROVISION
2700	Ministry of Tertiary Education, Research, Science and Technology					
2701	Headquarters (MoTE)					
00500	Departmental Services					
00503	Consultancies (Investigation and Research)	1,000,000	2,700,000	2,637,669	1,637,669	-62,331
00572	Rents:Offices	14,864,000	11,464,000	11,406,786	-3,457,214	-57,214
Total Parent Account	00500	15,864,000	14,164,000	14,044,455	-1,819,545	-119,545
00700	Maintenance and Running (Equipment)					
00701	Air Conditioning and Refrigeration Equipment	1,000,000	200,000	114,624	-885,376	-85,376
00707	Fire Fighting Equipment (Maint. and Running- Equip.)	200,000	100,000	85,127	-114,873	-14,873
00712	Office Equipment (Maintenance and Running Equip.)	500,000	100,000	48,947	-451,053	-51,053
00714	Recording and Visual Aid Equipment	500,000	100,000	24,652	-475,349	-75,349
00717	Sub-Contracted Repairs	840,000	740,000	448,692	-391,308	-291,308
00718	Vehicles and Plant Maintenance	522,000	122,000	66,247	-455,753	-55,753
00724	Computer Systems Consumables	500,000	100,000	10,401	-489,599	-89,599
00725	Computer Systems Maintenance	1,500,000	50,000	47,017	-1,452,983	-2,983
Total Parent Account	00700	5,562,000	1,512,000	845,706	-4,716,294	-666,294
00800	Maintenance and Running Expenses (Other)					
00803	Buildings (Maint and Running Exp - Other)	20,786,690	4,716,690	4,716,076	-16,070,615	-615
00805	Furniture (Maint and Running Exp - Other)	4,000	4,000	0	-4,000	-4,000
00806	Grounds (Maint and Running Exp - Other)	400,000	100,000	56,165	-343,835	-43,835
00814	Minor Works (Maint and Running Exp - Other)	1,000,000	130,000	128,032	-871,969	-1,969
Total Parent Account	00800	22,190,690	4,950,690	4,900,272	-17,290,418	-50,418
01100	Government Hospitality					
01101	Official Receptions	150,000	50,000	22,744	-127,256	-27,256
Total Parent Account	01100	150,000	50,000	22,744	-127,256	-27,256
01200	Training					
01201	Allowances (Training)	5,799,290	1,438,300	1,248,799	-4,550,491	-189,501
01202	Courses (Training)	2,353,300	5,599,290	5,219,268	2,865,968	-380,022
01217	Performance Management System	150,000	0	0	-150,000	0
Total Parent Account	01200	8,302,590	7,037,590	6,468,068	-1,834,522	-569,522
01300	Councils, Conferences and Exhibitions					
01422	Seminars and Workshops committee Conferences	2,000,000	2,234,000	2,223,169	223,169	-10,831
01438	Trade Fairs Agricultural Shows and Exhibitions	350,000	200,000	165,509	-184,491	-34,491
Total Parent Account	01300	2,350,000	2,434,000	2,388,678	38,678	-45,322

**STATEMENT OF RECURRENT EXPENDITURE FOR THE YEAR ENDED 31 MARCH , 2019
AS COMPARED WITH THE ESTIMATES**

(Figures in Pula)

MIN DEPT PARENT A/C CHILD A/C	DETAILS	APPROVED ESTIMATES	WARRANTED PROVISION	ACTUAL EXPENDITURE	EXPENDITURE OVER + OR UNDER - APPROVED ESTIMATES	EXPENDITURE OVER + OR UNDER - WARRANTED PROVISION
2700	Ministry of Tertiary Education, Research, Science and Technology					
2701	Headquarters (MoTE)					
01700	Grants Subventions and Other Payments					
01732	Botswana Accountancy College	24,276,670	24,276,670	24,276,670	0	0
01779	Commonwealth Institute for Co-op. in Dist. Education	2,000,000	1,100,000	1,055,966	-944,034	-44,034
01944	U N Edu., Scientific and Cultural Organisation (UNESCO)	650,000	170,000	116,735	-533,265	-53,265
01963	University of Botswana (UB)	908,000,000	936,000,000	936,000,000	28,000,000	0
01967	Workmen's Compensation	1,000,000	209,000	200,611	-799,389	-8,389
01983	Botswana College of Distance and Open Learning	145,618,490	145,618,490	145,618,490	0	0
01984	Botswana Qualification Authority	74,921,070	74,921,070	74,921,070	0	0
02012	International Atomic Energy Agency	1,333,540	1,754,540	1,710,941	377,401	-43,599
02045	Association for the Development of Education in Africa (ADEA)	150,000	0	0	-150,000	0
02075	Botswana International University of Science and Technology	438,306,570	438,306,570	438,306,570	0	0
02088	Excellence Awards: Rewards & Incentives	200,000	140,000	133,509	-66,491	-6,491
02114	Botswana Innovation Hub	26,923,860	26,923,860	26,923,860	0	0
02119	Botswana Institute of Technology, Research and Innovation (BITRI)	89,549,480	89,549,480	89,549,480	0	0
02122	Human Resource Development Council	49,925,380	49,925,380	49,925,380	0	0
Total Parent Account	01700	1,762,855,060	1,788,895,060	1,788,739,282	25,884,222	-155,778
04300	Special Expenditure					
04303	Air Conditioners	1,000,000	30,000	23,520	-976,480	-6,480
04305	Audio - Visual Aid Equipment	40,000	40,000	0	-40,000	-40,000
04313	Fire Fighting Equipment (Special Expenditure)	200,000	0	0	-200,000	0
04314	Furniture and Equipment	2,000,000	500,000	383,577	-1,616,423	-116,423
04316	Graphic Design Equipment	20,000	20,000	0	-20,000	-20,000
04317	Household and Domestic Equip	1,000,000	110,000	106,785	-893,215	-3,215
04321	Office Equipment (Special Expenditure)	1,000,000	100,000	74,305	-925,695	-25,695
04322	Photographic Equipment (Special Expenditure)	200,000	0	0	-200,000	0
04333	Vehicles (Special Expenditure)	5,775,210	5,775,210	5,540,348	-234,862	-234,862
04349	Computer Replacement	710,000	210,000	112,183	-597,818	-97,818
Total Parent Account	04300	11,945,210	6,785,210	6,240,718	-5,704,492	-544,492

**STATEMENT OF RECURRENT EXPENDITURE FOR THE YEAR ENDED 31 MARCH , 2019
AS COMPARED WITH THE ESTIMATES**

(Figures in Pula)

MIN DEPT PARENT A/C CHILD A/C	DETAILS	APPROVED ESTIMATES	WARRANTED PROVISION	ACTUAL EXPENDITURE	EXPENDITURE OVER + OR UNDER - APPROVED ESTIMATES	EXPENDITURE OVER + OR UNDER - WARRANTED PROVISION
2700	Ministry of Tertiary Education, Research, Science and Technology					
2702	Department of Tertiary Education Financing					
00110	Salaries and Allowances					
00111	Basic Salary	23,026,946	21,233,426	19,994,455	-3,032,491	-1,238,971
00112	Allowances (Salaries and Wages)	6,845,644	6,830,644	6,506,547	-339,097	-324,097
00114	Casual Labour (Salaries and Allowances)	1,000	1,000	0	-1,000	-1,000
00115	Temporary Assistance (Salaries and Allowances)	1,080,000	1,080,000	1,060,046	-19,954	-19,954
00116	Education Allowances	400,000	400,000	294,071	-105,929	-105,929
00124	Leave Travel Concession	75,000	90,000	83,863	8,863	-6,137
00139	Overtime Allowances	0	1,793,520	1,710,611	1,710,611	-82,909
Total Parent Account	00110	31,428,590	31,428,590	29,649,593	-1,778,997	-1,778,997
00200	Travelling and Transport (Internal)					
00201	Transportation Costs (Internal Travel)	150,000	150,000	117,463	-32,537	-32,537
00202	Subsistence Costs (Internal Travel)	300,000	600,000	378,708	78,708	-221,292
00203	Freight (Internal Travel)	30,000	30,000	0	-30,000	-30,000
00204	Petrol, Oil and Lubricants (Internal Travel)	60,710	60,710	53,584	-7,126	-7,126
00206	Hire Charges	36,140	36,140	0	-36,140	-36,140
00207	Accidents Charges	1,000	1,000	0	-1,000	-1,000
00208	Driver Charges	1,000	1,000	0	-1,000	-1,000
Total Parent Account	00200	578,850	878,850	549,755	-29,095	-329,095
00300	Travelling and Transport (External)					
00301	Transportation Costs (External Travel)	450,000	450,000	245,644	-204,356	-204,356
00302	Subsistence Costs (External Travel)	449,570	449,570	190,659	-258,911	-258,911
00306	Bursaries Travel, Post Secondary Students	8,100,000	7,600,000	7,037,091	-1,062,909	-562,909
Total Parent Account	00300	8,999,570	8,499,570	7,473,394	-1,526,176	-1,026,176
00400	General Expenses and Supplies					
00401	Advertising and Publicity	600,000	610,000	597,568	-2,432	-12,432
00405	Domestic and Household Requisites	100,000	230,000	220,173	120,173	-9,827
00409	Incidental Expenses (General Expenses)	80,000	130,000	122,996	42,996	-7,004
00413	Medical Examinations, Bursary Students	7,527,720	6,927,720	6,757,662	-770,058	-170,058
00414	Office Supplies (General Expenses and Supplies)	700,000	800,000	776,665	76,665	-23,335
00416	Property Rents and Rates	5,500,000	2,150,000	1,773,364	-3,726,636	-376,636
00417	Postal Charges (General Expenses and Supplies)	2,860,000	2,460,000	1,692,700	-1,167,300	-767,300
00422	Service Charges	1,200,000	1,300,000	1,234,131	34,131	-65,869
00423	Uniforms and Protective Clothing	21,330	21,330	20,835	-495	-495
00431	Staff Transfers/Leave (General Expenses)	100,000	400,000	325,907	225,907	-74,093
00432	Printing Charges	190,950	290,950	282,618	91,668	-8,332
Total Parent Account	00400	18,880,000	15,320,000	13,804,619	-5,075,381	-1,515,381

**STATEMENT OF RECURRENT EXPENDITURE FOR THE YEAR ENDED 31 MARCH , 2019
AS COMPARED WITH THE ESTIMATES**

(Figures in Pula)

MIN DEPT PARENT A/C CHILD A/C	DETAILS	APPROVED ESTIMATES	WARRANTED PROVISION	ACTUAL EXPENDITURE	EXPENDITURE OVER + OR UNDER - APPROVED ESTIMATES	EXPENDITURE OVER + OR UNDER - WARRANTED PROVISION
2700	Ministry of Tertiary Education, Research, Science and Technology					
2702	Department of Tertiary Education Financing					
00700	Maintenance and Running (Equipment)					
00712	Office Equipment (Maintenance and Running Equip.)	50,000	50,000	10,613	-39,387	-39,387
00718	Vehicles and Plant Maintenance	150,010	150,010	112,220	-37,790	-37,790
00724	Computer Systems Consumables	600,000	20,000	11,010	-588,990	-8,990
Total Parent Account	00700	800,010	220,010	133,843	-666,167	-86,167
00800	Maintenance and Running Expenses (Other)					
00814	Minor Works (Maint and Running Exp - Other)	71,510	71,510	70,947	-563	-563
Total Parent Account	00800	71,510	71,510	70,947	-563	-563
01200	Training					
01202	Courses (Training)	925,000	305,000	222,722	-702,278	-82,278
Total Parent Account	01200	925,000	305,000	222,722	-702,278	-82,278
01300	Councils, Conferences and Exhibitions					
01422	Seminars and Workshops committee Conferences	200,000	570,000	438,151	238,151	-131,849
01438	Trade Fairs Agricultural Shows and Exhibitions	50,000	50,000	3,990	-46,010	-46,010
Total Parent Account	01300	250,000	620,000	442,141	192,141	-177,859
01700	Grants Subventions and Other Payments					
01759	Tuition Fees	1,589,237,448	1,611,863,353	1,610,694,003	21,456,555	-1,169,351
01760	Student Allowances	789,811,102	834,604,148	833,928,318	44,117,216	-675,830
Total Parent Account	01700	2,379,048,550	2,446,467,501	2,444,622,321	65,573,771	-1,845,181
04300	Special Expenditure					
04314	Furniture and Equipment	500,000	250,000	147,033	-352,967	-102,967
04317	Household and Domestic Equip	10,000	10,000	7,849	-2,151	-2,151
04321	Office Equipment (Special Expenditure)	500,000	70,000	52,058	-447,942	-17,942
04349	Computer Replacement	2,350,000	50,000	29,120	-2,320,880	-20,880
Total Parent Account	04300	3,360,000	380,000	236,060	-3,123,940	-143,940
2703	Department of Teacher Training and Technical Education					
00110	Salaries and Allowances					
00111	Basic Salary	198,477,890	187,756,760	187,518,860	-10,959,030	-237,900
00112	Allowances (Salaries and Wages)	19,096,400	22,596,400	22,319,216	3,222,816	-277,184
00114	Casual Labour (Salaries and Allowances)	420,000	520,000	480,402	60,402	-39,598
00115	Temporary Assistance (Salaries and Allowances)	450,000	1,650,000	1,388,854	938,854	-261,146
00122	Maintenance of Volunteers	8,910,720	210,720	0	-8,910,720	-210,720
00124	Leave Travel Concession	405,000	755,000	671,540	266,540	-83,460
00127	Temporary Teachers	1,023,960	3,137,760	2,812,938	1,788,978	-324,822
00139	Overtime Allowances	0	3,457,330	3,456,908	3,456,908	-422
Total Parent Account	00110	228,783,970	220,083,970	218,648,718	-10,135,252	-1,435,252

**STATEMENT OF RECURRENT EXPENDITURE FOR THE YEAR ENDED 31 MARCH , 2019
AS COMPARED WITH THE ESTIMATES**

(Figures in Pula)

MIN DEPT PARENT A/C CHILD A/C	DETAILS	APPROVED ESTIMATES	WARRANTED PROVISION	ACTUAL EXPENDITURE	EXPENDITURE OVER + OR UNDER - APPROVED ESTIMATES	EXPENDITURE OVER + OR UNDER - WARRANTED PROVISION
2700	Ministry of Tertiary Education, Research, Science and Technology					
2703	Department of Teacher Training and Technical Education					
00200	Travelling and Transport (Internal)					
00201	Transportation Costs (Internal Travel)	980,000	980,000	758,796	-221,204	-221,204
00202	Subsistence Costs (Internal Travel)	4,300,000	5,680,000	5,119,865	819,865	-560,135
00204	Petrol, Oil and Lubricants (Internal Travel)	1,700,000	1,700,000	1,699,000	-1,000	-1,000
00206	Hire Charges	241,020	0	0	-241,020	0
00207	Accidents Charges	85,000	85,000	0	-85,000	-85,000
00208	Driver Charges	260,000	0	0	-260,000	0
Total Parent Account	00200	7,566,020	8,445,000	7,577,662	11,642	-867,338
00300	Travelling and Transport (External)					
00301	Transportation Costs (External Travel)	116,050	116,050	106,522	-9,528	-9,528
00302	Subsistence Costs (External Travel)	530,880	530,880	213,204	-317,676	-317,676
Total Parent Account	00300	646,930	646,930	319,726	-327,204	-327,204
00400	General Expenses and Supplies					
00401	Advertising and Publicity	124,000	224,000	155,429	31,429	-68,571
00405	Domestic and Household Requisites	489,200	319,200	308,594	-180,607	-10,607
00408	Insurance Costs (General Expenses)	144,500	57,690	55,390	-89,110	-2,300
00409	Incidental Expenses (General Expenses)	85,000	145,000	102,775	17,775	-42,225
00414	Office Supplies (General Expenses and Supplies)	458,000	1,058,000	881,210	423,210	-176,790
00417	Postal Charges (General Expenses and Supplies)	3,570,000	4,480,000	4,446,849	876,849	-33,151
00421	Recruitment Expenses	30,000	30,000	16,500	-13,500	-13,500
00422	Service Charges	38,300,000	50,283,809	48,529,547	10,229,547	-1,754,261
00423	Uniforms and Protective Clothing	230,000	230,000	182,928	-47,072	-47,072
00432	Printing Charges	452,000	352,000	303,463	-148,537	-48,537
Total Parent Account	00400	43,882,700	57,179,699	54,982,684	11,099,984	-2,197,014
00700	Maintenance and Running (Equipment)					
00701	Air Conditioning and Refrigeration Equipment	76,800	73,002	48,465	-28,335	-24,537
00706	Electrical Equipment	78,000	78,000	19,526	-58,474	-58,474
00707	Fire Fighting Equipment (Maint. and Running- Equip.)	172,000	144,694	139,499	-32,501	-5,195
00712	Office Equipment (Maintenance and Running Equip.)	80,000	60,000	41,847	-38,153	-18,153
00716	Static Plant	50,000	50,000	0	-50,000	-50,000
00717	Sub-Contracted Repairs	1,061,680	861,680	313,119	-748,561	-548,561
00718	Vehicles and Plant Maintenance	1,394,560	907,751	610,497	-784,063	-297,254
00723	Laboratory Equipment (Maint. And Running- Equip.)	37,600	37,600	34,426	-3,174	-3,174
00724	Computer Systems Consumables	120,000	190,000	141,915	21,915	-48,085
Total Parent Account	00700	3,070,640	2,402,727	1,349,294	-1,721,346	-1,053,433

**STATEMENT OF RECURRENT EXPENDITURE FOR THE YEAR ENDED 31 MARCH , 2019
AS COMPARED WITH THE ESTIMATES**

(Figures in Pula)

MIN DEPT PARENT A/C CHILD A/C	DETAILS	APPROVED ESTIMATES	WARRANTED PROVISION	ACTUAL EXPENDITURE	EXPENDITURE OVER + OR UNDER - APPROVED ESTIMATES	EXPENDITURE OVER + OR UNDER - WARRANTED PROVISION
2700	Ministry of Tertiary Education, Research, Science and Technology					
2703	Department of Teacher Training and Technical Education					
00800	Maintenance and Running Expenses (Other)					
00809	Livestock Maintenance (Maint and Running Exp - Other)	150,000	100,000	85,520	-64,480	-14,480
00814	Minor Works (Maint and Running Exp - Other)	1,354,800	1,499,600	1,309,753	-45,047	-189,847
Total Parent Account	00800	1,504,800	1,599,600	1,395,273	-109,527	-204,327
00900	Institutional Running Expenses					
00901	Allowances, Students	10,742,740	9,942,740	9,884,223	-858,517	-58,517
00902	Books, Library and Texts	350,000	350,000	209,937	-140,063	-140,063
00903	Domestic Supplies	2,250,000	1,720,000	1,647,965	-602,035	-72,035
00905	Examination and Allied Expenses (Instit. Rng Expenses)	3,120,000	2,630,000	2,266,879	-853,121	-363,121
00906	First Aid Equipment	231,500	151,500	135,698	-95,802	-15,802
00907	Food	40,109,380	19,984,484	17,961,433	-22,147,947	-2,023,051
00908	Laboratory Equipment (Institutional Running Expenses)	265,300	189,249	158,013	-107,287	-31,236
00909	Maintenance of Buildings	410,000	873,000	859,103	449,103	-13,897
00911	Maintenance of Furniture and Equipment	123,200	100,200	95,946	-27,254	-4,254
00912	Maintenance of Grounds	160,000	108,000	101,653	-58,347	-6,347
00913	Out of School Activities	10,604,000	3,930,000	3,875,694	-6,728,306	-54,306
00914	Materials for Practical Subjects	6,225,240	5,063,240	4,483,558	-1,741,682	-579,682
00921	Stationery Office School	1,990,000	2,560,000	2,444,751	454,751	-115,249
00924	Uniforms and Protective	1,938,500	1,468,500	1,369,843	-568,657	-98,657
00927	Students' and Tutors' Travelling Expenses	350,000	130,000	112,942	-237,058	-17,058
00931	Graduation Ceremonies	620,000	1,510,000	1,171,810	551,810	-338,190
00933	Books: Students	300,000	183,000	131,600	-168,400	-51,400
00935	Sports Equipment	63,400	856,400	838,566	775,166	-17,834
Total Parent Account	00900	79,853,260	51,750,313	47,749,617	-32,103,643	-4,000,696
01200	Training					
01201	Allowances (Training)	1,200,000	5,375	5,375	-1,194,625	0
01202	Courses (Training)	1,000,000	140,721	87,481	-912,519	-53,240
01212	In Service Training Unit	2,300,000	0	-1,082	-2,301,082	-1,082
Total Parent Account	01200	4,500,000	146,096	91,775	-4,408,225	-54,322
01300	Councils, Conferences and Exhibitions					
01422	Seminars and Workshops committee Conferences	1,630,000	3,240,000	2,886,626	1,256,626	-353,374
01438	Trade Fairs Agricultural Shows and Exhibitions	188,000	498,000	393,104	205,104	-104,896
Total Parent Account	01300	1,818,000	3,738,000	3,279,730	1,461,730	-458,270
01700	Grants Subventions and Other Payments					
01967	Workmen's Compensation	50,000	0	0	-50,000	0
Total Parent Account	01700	50,000	0	0	-50,000	0

**STATEMENT OF RECURRENT EXPENDITURE FOR THE YEAR ENDED 31 MARCH , 2019
AS COMPARED WITH THE ESTIMATES**

(Figures in Pula)

MIN DEPT PARENT A/C CHILD A/C	DETAILS	APPROVED ESTIMATES	WARRANTED PROVISION	ACTUAL EXPENDITURE	EXPENDITURE OVER + OR UNDER - APPROVED ESTIMATES	EXPENDITURE OVER + OR UNDER - WARRANTED PROVISION
2700	Ministry of Tertiary Education, Research, Science and Technology					
2703	Department of Teacher Training and Technical Education					
04300	Special Expenditure					
04301	Agricultural Implements (Special Exp)	40,000	40,000	30,327	-9,673	-9,673
04303	Air Conditioners	100,000	100,000	38,748	-61,252	-61,252
04305	Audio - Visual Aid Equipment	50,000	50,000	36,479	-13,521	-13,521
04309	Camping and Weather Protection Equipment	50,000	0	0	-50,000	0
04313	Fire Fighting Equipment (Special Expenditure)	100,000	50,000	32,257	-67,743	-17,743
04314	Furniture and Equipment	570,000	490,000	385,679	-184,321	-104,321
04317	Household and Domestic Equip	460,000	3,281,000	2,782,447	2,322,447	-498,553
04318	Laboratory Equipment (Special Expenditure)	120,000	78,000	77,414	-42,586	-586
04321	Office Equipment (Special Expenditure)	780,000	670,000	652,694	-127,306	-17,306
04322	Photographic Equipment (Special Expenditure)	70,000	70,000	59,401	-10,599	-10,599
04325	Plant Static (Special Expenditure)	500,000	0	0	-500,000	0
04334	Workshop Equipment (Special Expenditure)	500,000	0	0	-500,000	0
04336	Fencing (Special Expenditure)	120,000	7,000	5,718	-114,282	-1,282
04344	Band Instruments	50,000	50,000	49,728	-272	-272
04349	Computer Replacement	3,400,000	180,000	127,657	-3,272,343	-52,343
	Total Parent Account 04300	6,910,000	5,066,000	4,278,549	-2,631,451	-787,451
2704	Department of Research, Science and Technology					
00110	Salaries and Allowances					
00111	Basic Salary	5,329,000	4,956,300	4,951,043	-377,957	-5,257
00112	Allowances (Salaries and Wages)	331,000	531,000	528,140	197,140	-2,860
00114	Casual Labour (Salaries and Allowances)	3,000	13,000	3,183	183	-9,817
00115	Temporary Assistance (Salaries and Allowances)	15,000	119,000	105,661	90,661	-13,339
00124	Leave Travel Concession	20,000	20,000	18,832	-1,168	-1,168
00139	Overtime Allowances	0	58,700	16,637	16,637	-42,063
	Total Parent Account 00110	5,698,000	5,698,000	5,623,496	-74,504	-74,504
00200	Travelling and Transport (Internal)					
00201	Transportation Costs (Internal Travel)	50,000	16,000	12,465	-37,535	-3,535
00202	Subsistence Costs (Internal Travel)	150,000	150,000	140,267	-9,733	-9,733
00204	Petrol, Oil and Lubricants (Internal Travel)	45,000	8,300	8,266	-36,734	-34
00206	Hire Charges	5,000	5,000	0	-5,000	-5,000
00207	Accidents Charges	5,000	5,000	0	-5,000	-5,000
00208	Driver Charges	5,000	5,000	0	-5,000	-5,000
	Total Parent Account 00200	260,000	189,300	160,999	-99,001	-28,301

**STATEMENT OF RECURRENT EXPENDITURE FOR THE YEAR ENDED 31 MARCH , 2019
AS COMPARED WITH THE ESTIMATES**

(Figures in Pula)

MIN DEPT PARENT A/C CHILD A/C	DETAILS	APPROVED ESTIMATES	WARRANTED PROVISION	ACTUAL EXPENDITURE	EXPENDITURE OVER + OR UNDER - APPROVED ESTIMATES	EXPENDITURE OVER + OR UNDER - WARRANTED PROVISION
2700	Ministry of Tertiary Education, Research, Science and Technology					
2704	Department of Research, Science and Technology					
00300	Travelling and Transport (External)					
00301	Transportation Costs (External Travel)	50,000	50,000	49,257	-743	-743
00302	Subsistence Costs (External Travel)	70,000	70,000	67,067	-2,933	-2,933
Total Parent Account	00300	120,000	120,000	116,324	-3,676	-3,676
00400	General Expenses and Supplies					
00401	Advertising and Publicity	2,600,000	620,100	618,082	-1,981,918	-2,018
00405	Domestic and Household Requisites	25,000	55,000	30,510	5,510	-24,490
00409	Incidental Expenses (General Expenses)	1,860,000	136,000	135,993	-1,724,007	-7
00414	Office Supplies (General Expenses and Supplies)	150,000	150,000	136,662	-13,338	-13,338
00417	Postal Charges (General Expenses and Supplies)	400,000	550,000	483,433	83,433	-66,567
00422	Service Charges	700,000	422,700	413,871	-286,129	-8,829
00423	Uniforms and Protective Clothing	20,000	20,000	10,129	-9,871	-9,871
00432	Printing Charges	70,000	50,000	49,952	-20,048	-48
Total Parent Account	00400	5,825,000	2,003,800	1,878,633	-3,946,367	-125,167
00500	Departmental Services					
00546	Library Books (Departmental Expenses)	20,000	1,900	1,885	-18,115	-15
Total Parent Account	00500	20,000	1,900	1,885	-18,115	-15
00700	Maintenance and Running (Equipment)					
00701	Air Conditioning and Refrigeration Equipment	5,000	5,000	0	-5,000	-5,000
00706	Electrical Equipment	5,000	5,000	0	-5,000	-5,000
00707	Fire Fighting Equipment (Maint. and Running- Equip.)	2,500	2,500	2,233	-267	-267
00712	Office Equipment (Maintenance and Running Equip.)	15,000	5,200	5,125	-9,875	-75
00714	Recording and Visual Aid Equipment	5,000	1,000	0	-5,000	-1,000
00717	Sub-Contracted Repairs	50,000	40,000	39,942	-10,058	-58
00718	Vehicles and Plant Maintenance	40,000	21,100	21,003	-18,997	-97
00724	Computer Systems Consumables	250,000	65,400	65,350	-184,650	-50
Total Parent Account	00700	372,500	145,200	133,653	-238,847	-11,547
00800	Maintenance and Running Expenses (Other)					
00805	Furniture (Maint and Running Exp - Other)	500	500	0	-500	-500
00814	Minor Works (Maint and Running Exp - Other)	25,000	5,700	5,650	-19,350	-50
Total Parent Account	00800	25,500	6,200	5,650	-19,850	-550
01200	Training					
01201	Allowances (Training)	100,000	0	0	-100,000	0
01202	Courses (Training)	0	100,000	32,223	32,223	-67,777
Total Parent Account	01200	100,000	100,000	32,223	-67,777	-67,777

**STATEMENT OF RECURRENT EXPENDITURE FOR THE YEAR ENDED 31 MARCH , 2019
AS COMPARED WITH THE ESTIMATES**

(Figures in Pula)

MIN DEPT PARENT A/C CHILD A/C	DETAILS	APPROVED ESTIMATES	WARRANTED PROVISION	ACTUAL EXPENDITURE	EXPENDITURE OVER + OR UNDER - APPROVED ESTIMATES	EXPENDITURE OVER + OR UNDER - WARRANTED PROVISION
2700	Ministry of Tertiary Education, Research, Science and Technology					
2704	Department of Research, Science and Technology					
01300	Councils, Conferences and Exhibitions					
01422	Seminars and Workshops committee Conferences	15,250,000	1,254,000	1,242,788	-14,007,212	-11,212
01438	Trade Fairs Agricultural Shows and Exhibitions	83,900	83,900	6,000	-77,900	-77,900
Total Parent Account	01300	15,333,900	1,337,900	1,248,788	-14,085,112	-89,112
01700	Grants Subventions and Other Payments					
02176	RSTI Capacity Building	0	990,000	990,000	990,000	0
Total Parent Account	01700	0	990,000	990,000	990,000	0
04300	Special Expenditure					
04305	Audio - Visual Aid Equipment	6,000	10,000	9,705	3,705	-295
04314	Furniture and Equipment	0	7,000	0	0	-7,000
04322	Photographic Equipment (Special Expenditure)	2,000	2,000	0	-2,000	-2,000
04349	Computer Replacement	100,000	0	0	-100,000	0
Total Parent Account	04300	108,000	19,000	9,705	-98,295	-9,295
2705	Radiation Protection Inspectorate					
00110	Salaries and Allowances					
00111	Basic Salary	7,938,972	7,485,972	7,471,297	-467,675	-14,675
00112	Allowances (Salaries and Wages)	1,673,998	2,126,998	2,113,666	439,668	-13,332
00114	Casual Labour (Salaries and Allowances)	5,000	5,000	3,236	-1,764	-1,764
00115	Temporary Assistance (Salaries and Allowances)	100,000	72,600	72,232	-27,768	-368
00124	Leave Travel Concession	20,400	20,400	16,446	-3,954	-3,954
00139	Overtime Allowances	0	27,400	25,741	25,741	-1,659
Total Parent Account	00110	9,738,370	9,738,370	9,702,618	-35,752	-35,752
00200	Travelling and Transport (Internal)					
00201	Transportation Costs (Internal Travel)	20,000	20,000	14,486	-5,514	-5,514
00202	Subsistence Costs (Internal Travel)	200,000	375,000	334,448	134,448	-40,552
00204	Petrol, Oil and Lubricants (Internal Travel)	115,000	45,000	40,902	-74,098	-4,098
00206	Hire Charges	50,000	0	0	-50,000	0
00207	Accidents Charges	15,000	0	0	-15,000	0
00208	Driver Charges	20,000	0	0	-20,000	0
Total Parent Account	00200	420,000	440,000	389,836	-30,164	-50,164
00300	Travelling and Transport (External)					
00301	Transportation Costs (External Travel)	200,000	90,145	90,145	-109,855	0
00302	Subsistence Costs (External Travel)	250,000	359,855	347,368	97,368	-12,487
Total Parent Account	00300	450,000	450,000	437,513	-12,487	-12,487
00400	General Expenses and Supplies					
00401	Advertising and Publicity	130,000	130,000	69,488	-60,512	-60,512
00405	Domestic and Household Requisites	20,000	35,000	34,078	14,078	-922

**STATEMENT OF RECURRENT EXPENDITURE FOR THE YEAR ENDED 31 MARCH , 2019
AS COMPARED WITH THE ESTIMATES**

(Figures in Pula)

MIN DEPT PARENT A/C CHILD A/C	DETAILS	APPROVED ESTIMATES	WARRANTED PROVISION	ACTUAL EXPENDITURE	EXPENDITURE OVER + OR UNDER - APPROVED ESTIMATES	EXPENDITURE OVER + OR UNDER - WARRANTED PROVISION
2700	Ministry of Tertiary Education, Research, Science and Technology					
2705	Radiation Protection Inspectorate					
00400	General Expenses and Supplies					
00409	Incidental Expenses (General Expenses)	20,000	30,000	29,942	9,942	-58
00414	Office Supplies (General Expenses and Supplies)	280,000	265,000	257,062	-22,938	-7,938
00417	Postal Charges (General Expenses and Supplies)	120,000	100,000	93,822	-26,178	-6,178
00422	Service Charges	1,113,000	1,063,000	1,051,474	-61,527	-11,527
00423	Uniforms and Protective Clothing	50,000	50,000	38,310	-11,690	-11,690
00432	Printing Charges	20,000	20,000	18,860	-1,141	-1,141
Total Parent Account	00400	1,753,000	1,693,000	1,593,034	-159,966	-99,966
00500	Departmental Services					
00503	Consultancies (Investigation and Research)	80,000	40,000	32,726	-47,274	-7,274
00567	Field Investigations	80,000	80,000	49,142	-30,858	-30,858
Total Parent Account	00500	160,000	120,000	81,868	-78,132	-38,132
00700	Maintenance and Running (Equipment)					
00706	Electrical Equipment	10,000	0	0	-10,000	0
00707	Fire Fighting Equipment (Maint. and Running- Equip.)	5,000	5,000	1,848	-3,152	-3,152
00712	Office Equipment (Maintenance and Running Equip.)	10,000	10,000	10,000	0	0
00717	Sub-Contracted Repairs	130,000	100,000	98,000	-32,000	-2,000
00718	Vehicles and Plant Maintenance	80,000	10,000	9,016	-70,984	-984
Total Parent Account	00700	235,000	125,000	118,864	-116,136	-6,136
00800	Maintenance and Running Expenses (Other)					
00803	Buildings (Maint and Running Exp - Other)	10,000	0	0	-10,000	0
Total Parent Account	00800	10,000	0	0	-10,000	0
01200	Training					
01202	Courses (Training)	70,000	70,000	67,758	-2,243	-2,243
Total Parent Account	01200	70,000	70,000	67,758	-2,243	-2,243
01300	Councils, Conferences and Exhibitions					
01422	Seminars and Workshops committee Conferences	150,000	150,000	138,592	-11,408	-11,408
01438	Trade Fairs Agricultural Shows and Exhibitions	50,000	24,000	21,720	-28,280	-2,280
01466	Radiation Protection Board	30,000	30,000	22,052	-7,948	-7,948
Total Parent Account	01300	230,000	204,000	182,364	-47,636	-21,636
04300	Special Expenditure					
04314	Furniture and Equipment	70,000	0	0	-70,000	0
04349	Computer Replacement	100,000	120,000	111,281	11,281	-8,719
04375	Radiation Protection Field Equipment	1,000,000	583,000	570,917	-429,083	-12,083
Total Parent Account	04300	1,170,000	703,000	682,198	-487,802	-20,802

**STATEMENT OF RECURRENT EXPENDITURE FOR THE YEAR ENDED 31 MARCH , 2019
AS COMPARED WITH THE ESTIMATES**

(Figures in Pula)

MIN DEPT PARENT A/C CHILD A/C	DETAILS	APPROVED ESTIMATES	WARRANTED PROVISION	ACTUAL EXPENDITURE	EXPENDITURE OVER + OR UNDER - APPROVED ESTIMATES	EXPENDITURE OVER + OR UNDER - WARRANTED PROVISION
2700	Ministry of Tertiary Education, Research, Science and Technology					
2701	Headquarters (MoTE)	1,888,460,900	1,874,084,534	1,862,627,709	-25,833,191	-11,456,825
2702	Department of Tertiary Education Financing	2,444,342,080	2,504,191,031	2,497,205,394	52,863,314	-6,985,637
2703	Department of Teacher Training and Technical Education	378,586,320	351,058,335	339,673,028	-38,913,292	-11,385,307
2704	Department of Research, Science and Technology	27,862,900	10,611,300	10,201,356	-17,661,544	-409,944
2705	Radiation Protection Inspectorate	14,236,370	13,543,370	13,256,052	-980,318	-287,318
TOTAL	Ministry of Tertiary Education, Research, Science and Technology	4,753,488,570	4,753,488,570	4,722,963,540	-30,525,030	-30,525,030

**STATEMENT OF RECURRENT EXPENDITURE FOR THE YEAR ENDED 31 MARCH , 2019
AS COMPARED WITH THE ESTIMATES**

(Figures in Pula)

MIN DEPT PARENT A/C CHILD A/C	DETAILS	APPROVED ESTIMATES	WARRANTED PROVISION	ACTUAL EXPENDITURE	EXPENDITURE OVER + OR UNDER - APPROVED ESTIMATES	EXPENDITURE OVER + OR UNDER - WARRANTED PROVISION
9100	Appropriations from Revenue					
9101	Appropriations from Revenue					
04300	Special Expenditure					
04328	Domestic Development Fund (Special Expenditure)	18,199,573,750	18,199,573,750	18,199,573,760	10	10
04383	Foreign Exchange Stabilization	10	10	0	-10	-10
Total Parent Account	04300	<u>18,199,573,760</u>	<u>18,199,573,760</u>	<u>18,199,573,760</u>	<u>0</u>	<u>0</u>
9101	Appropriations from Revenue	18,199,573,760	18,199,573,760	18,199,573,760	0	0
TOTAL	Appropriations from Revenue	<u>18,199,573,760</u>	<u>18,199,573,760</u>	<u>18,199,573,760</u>	<u>0</u>	<u>0</u>

**STATEMENT OF RECURRENT EXPENDITURE FOR THE YEAR ENDED 31 MARCH , 2019
AS COMPARED WITH THE ESTIMATES**

(Figures in Pula)

MIN DEPT PARENT A/C CHILD A/C	DETAILS	APPROVED ESTIMATES	WARRANTED PROVISION	ACTUAL EXPENDITURE	EXPENDITURE OVER + OR UNDER - APPROVED ESTIMATES	EXPENDITURE OVER + OR UNDER - WARRANTED PROVISION
9200	Public Debt					
9201	Public Debt					
04810	Repayment of Principal -Government Bonds					
04816	Bond BW 005 - Repayment of Principal	2,058,000,000	2,008,000,000	2,008,000,000	-50,000,000	0
04817	Botswana Government Treasury Bills - Repayment of Principal	2,000,000,000	1,360,000,000	1,360,000,000	-640,000,000	0
04818	Debt Participation Capital Funding	8,901,827	13,457,810	13,457,810	4,555,983	0
Total Parent Account	04810	4,066,901,827	3,381,457,810	3,381,457,810	-685,444,017	0
04910	Repayment of Principal -Other Loans					
04916	I D A 172BT-Repayment of Principal	584,800	589,525	589,525	4,725	0
04917	I.D.A. 233BT-Repayment of Principal	946,242	945,025	945,025	-1,217	0
04918	I.D.A. 303BT-Repayment of Principal	617,920	636,274	636,274	18,354	0
04919	IDA-325BT-Repayment of Principal	541,099	521,299	517,527	-23,572	-3,772
04921	IDA-471BT -Repayment of Principal	926,880	970,943	970,892	44,012	-51
04937	EEC-Palapye Water Supply-Repayment of Principal	788,996	783,784	783,784	-5,212	0
04938	EEC-Serowe Water Dev- Repayment of Principal	505,819	614,297	614,297	108,478	0
04941	NIB-Trans-Kgalagadi Rd-Repayment of Principal	323,150	240,665	240,665	-82,485	0
04942	NIB-Mochudi Moleps Groundwater - Principal	454,800	455,906	455,906	1,106	0
04943	NIB Transmission Line- F/town /Maun - Principal	2,432,830	2,401,172	2,401,172	-31,658	0
04945	ADF- Sec. TTC- Repayment of Principal	2,530,811	2,625,866	2,625,866	95,055	0
04946	ADF- ALDEP 1 - Repayment of Principal	2,209,079	2,172,600	2,172,600	-36,479	0
04947	ADF - Health - Repayment of Principal	1,475,634	1,509,454	1,509,454	33,820	0
04948	ADF Nata-Maun Rd Studies-Repayment of Principal	441,332	440,833	440,833	-499	0
04949	ADF- Lobatse/Kanye - Repayment of Principal	1,648,552	1,706,273	1,706,273	57,721	0
04956	ADF--Education III - Repayment of Principal	8,291,706	8,414,024	8,414,024	122,318	0
04958	ADF-Gabs/Lobatse water supply - Principal	955,839	966,158	966,158	10,319	0
04967	ADF-Education 1V- Repayment of Principal	1,493,076	1,423,258	1,423,258	-69,818	0
04968	ADF-Rural Rd II - Repayment of Principal	2,911,138	2,847,905	2,847,905	-63,233	0
04969	ADF - Education V- Repayment of Principal	2,147,508	2,196,841	2,196,841	49,333	0
04971	ADF-Sec/Sch / Voc. Training College - Principal	2,563,555	2,588,139	2,588,139	24,584	0
04972	ADF-Trans-Kgalagadi Rd - Principal	5,029,881	4,602,377	4,602,377	-427,504	0
04975	EIB -Sedimentary Basins-Repayment of Principal	578,635	597,054	597,054	18,419	0
04976	EIB - Wild Life Conservation-Repayment	1,529,966	1,528,555	1,528,555	-1,411	0

**STATEMENT OF RECURRENT EXPENDITURE FOR THE YEAR ENDED 31 MARCH , 2019
AS COMPARED WITH THE ESTIMATES**

(Figures in Pula)

MIN DEPT PARENT A/C CHILD A/C	DETAILS	APPROVED ESTIMATES	WARRANTED PROVISION	ACTUAL EXPENDITURE	EXPENDITURE OVER + OR UNDER - APPROVED ESTIMATES	EXPENDITURE OVER + OR UNDER - WARRANTED PROVISION
9200	Public Debt					
9201	Public Debt					
04910	Repayment of Principal -Other Loans of Principal					
04981	OECF-Trans-Kgalagadi- Repayment of Principal	23,711,423	0	0	-23,711,423	0
04982	French Credit Loan 543 AOIRepayment of Principal	701,207	703,626	703,626	2,419	0
04993	OECF-North South Carrier-Repayment of Principal	23,711,423	23,936,587	23,936,587	225,164	0
05004	Govt. of China- Letlhakeng Kang road section 1 project - Repayment of Principal	14,475,000	14,368,467	14,368,467	-106,533	0
05005	Govt. of China- Letlhakeng - Kang road (section 2, Dutlwe - Morwamosu) project phase 1- Repayment of Principal	23,967,290	23,826,170	23,826,170	-141,120	0
05006	Govt. of China- Letlhakeng-Kang road (section 2, Dutlwe- Morwamosu) project phase 2 - Repayment of Principal	20,767,200	21,703,711	21,703,711	936,511	0
05009	NIB-Rural Electification - Repayment of Principal	30,552,695	30,066,110	30,066,110	-486,585	0
05011	Govt. of China-Botswana Housing 293-project - Repayment of Principal	9,480,550	9,908,093	9,908,093	427,543	0
05012	BADEA-Middlepits- Bokspits road project - Repayment of Principal	6,058,036	5,507,753	5,507,753	-550,283	0
05013	OPEC-961P- Middlepits-Bokspits road project - Repayment of Principal	6,865,705	4,783,409	4,783,409	-2,082,296	0
05014	KUWAIT-Tsabong- Middlepits Road- Repayment of Principal	5,971,290	4,794,262	4,794,262	-1,177,028	0
05015	BADEA-Upgrading of Sir Seretse Khama Airport-Repayment of Principal	6,872,852	6,170,234	6,170,234	-702,618	0
05016	OPEC- Upgrading of Sir Seretse Khama Airport- Repayment of Principal	14,636,629	14,420,623	14,420,623	-216,006	0
05017	IBRD-Botswana Intergrated Transport Project-Repayment of Principal	32,658,096	32,397,250	32,397,250	-260,846	0
05018	ADB-Pandamatenga Agricultural Infrastructure-Repayment of Principal	31,292,224	36,878,844	36,878,844	5,586,620	0
05019	IBRD-HIV/AIDS- Repayment of Principal	30,029,624	29,795,854	29,795,854	-233,770	0
05020	NORDEA- Rural Electrification- Repayment of Principal	45,875,007	46,976,959	46,976,959	1,101,952	0
05021	BADEA-Upgrading of Kasane Airport- Repayment of Principal	5,498,281	2,280,514	2,280,514	-3,217,767	0

**STATEMENT OF RECURRENT EXPENDITURE FOR THE YEAR ENDED 31 MARCH , 2019
AS COMPARED WITH THE ESTIMATES**

(Figures in Pula)

MIN DEPT PARENT A/C CHILD A/C	DETAILS	APPROVED ESTIMATES	WARRANTED PROVISION	ACTUAL EXPENDITURE	EXPENDITURE OVER + OR UNDER - APPROVED ESTIMATES	EXPENDITURE OVER + OR UNDER - WARRANTED PROVISION
9200	Public Debt					
9201	Public Debt					
04910	Repayment of Principal -Other Loans					
05022	ADB- Budget Support Loan-Repayment of Principal	991,379,310	959,482,870	959,482,870	-31,896,440	0
05023	IBRD- Morupule B Generation and Transmission Project- Repayment of Principal	31,522,928	26,046,077	26,046,077	-5,476,851	0
05024	ADB - Morupule B Transmission Project- Repayment of Principal	31,738,314	33,616,806	33,616,806	1,878,492	0
05031	OPEC-Upgrading of Kasane Airport	4,738,414	358,814	358,814	-4,379,600	0
05032	IFAD-Agricultural services Support	1,785,108	2,507,967	2,507,967	722,859	0
05033	China Development Bank	0	3,444,625	3,444,625	3,444,625	0
Total Parent Account	04910	1,436,217,854	1,375,753,849	1,375,750,026	-60,467,828	-3,824
05110	Payment of Interest -Internal Borrowing					
05116	Bond BW 005- Interest Payment	0	100,400,000	100,400,000	100,400,000	0
05118	Debt Participation Capital Funding - Interest Payment	17,200,000	14,152,846	14,152,846	-3,047,154	0
05122	Bond BW 007-Interest Payment	214,800,000	157,920,000	157,920,000	-56,880,000	0
05123	Bond BW 008-Interest Payment	167,710,000	166,392,500	166,392,500	-1,317,500	0
05126	Bond BW 011-Interest Payment	174,610,000	162,982,500	162,982,500	-11,627,500	0
05127	Bond BW 012-Interest Payment	95,160,000	85,680,000	85,680,000	-9,480,000	0
05131	Bond BW 014-Interest Payment	0	14,304,000	14,304,000	14,304,000	0
05132	Bond BW 015-Interest Payment	0	7,976,500	7,976,500	7,976,500	0
Total Parent Account	05110	669,480,000	709,808,346	709,808,346	40,328,346	0
05210	Payment of Interest -External Borrowing					
05216	I D A 172BT 1.5%- Interest Payment	12,000	5,548	5,548	-6,452	0
05217	I.D.A.233BT 1.5%- Interest Payment	26,800	19,646	19,646	-7,154	0
05218	I.D.A.303BT 1.5%- Interest Payment	20,438	15,513	15,513	-4,925	0
05219	I.D.A.325BT 1.5% - Interest Payment	13,903	14,603	14,559	656	-44
05221	I.D.A.471BT 1.5%- Interest Payment	39,985	41,885	41,878	1,893	-7
05238	EEC-Palapye Water Supply- Interest Payment	56,467	56,166	56,166	-301	0
05239	EEC-Serowe Water Dev- Interest Payment	39,230	38,754	38,754	-476	0
05242	NIB-Trans-Kgalagadi Rd- Interest Payment	28,935	25,162	25,162	-3,773	0
05243	NIB-Mochudi-Moleps Groundwater- Interest Payment	38,367	40,729	40,729	2,362	0
05244	NIB Transmission Line- Ftown / Maun - Interest Payment	254,357	251,549	251,549	-2,808	0
05246	ADF - Sec. TTC- Interest Payment	327,384	273,960	273,960	-53,424	0

**STATEMENT OF RECURRENT EXPENDITURE FOR THE YEAR ENDED 31 MARCH , 2019
AS COMPARED WITH THE ESTIMATES**

(Figures in Pula)

MIN DEPT PARENT A/C CHILD A/C	DETAILS	APPROVED ESTIMATES	WARRANTED PROVISION	ACTUAL EXPENDITURE	EXPENDITURE OVER + OR UNDER - APPROVED ESTIMATES	EXPENDITURE OVER + OR UNDER - WARRANTED PROVISION
9200	Public Debt					
9201	Public Debt					
05210	Payment of Interest -External Borrowing					
05247	ADF- ALDEP I - Interest Payment	241,841	226,442	226,442	-15,399	0
05248	ADF- Health - Interest Payment	95,749	89,498	89,498	-6,251	0
05251	ADF- Lobatse/Kanye Rd - Interest Payment	93,534	103,658	103,658	10,124	0
05258	ADF - Education III - Interest Payment	1,227,806	1,257,270	1,257,270	29,464	0
05261	ADF - Gabs / Lobatse Water supply- Interest Payment	148,691	151,848	151,848	3,157	0
05269	ADF -Education IV- Interest Payment	232,337	225,965	225,965	-6,372	0
05271	ADF - Rural Roads II - Interest Payment	561,821	422,721	422,721	-139,100	0
05272	ADF - Education V- Interest Payment	366,452	377,573	377,573	11,121	0
05273	ADF -Sec. Sch/Voc. Training - Interest Payment	267,179	337,895	337,895	70,716	0
05274	Contingency- Interest Payment	66,999,114	650,734,253	26,382,588	-40,616,526	-624,351,665
05275	African Dev Fund-Trans-Kgalagadi Rd- Interest Payment	890,229	825,867	825,867	-64,362	0
05278	EIB - Sedimentary Basins- Interest Payment	54,210	42,785	42,785	-11,425	0
05279	Wildlife Conservation- Interest Payment	228,243	112,621	112,621	-115,622	0
05285	French Credit- Loan No. 543 AO1 - Interest Payment	32,156	21,910	21,910	-10,246	0
05296	OECF-North South Carrier- Interest Payment	1,629,754	1,630,904	1,630,904	1,150	0
05307	Govt. of China- Letlhakeng Kang road section 1 project - Interest Payment	578,700	245,505	245,505	-333,195	0
05308	Govt. of China- Letlhakeng ?Kang road (section2, Dutlwe - Morwamosu) project phase 1- Interest Payment	3,222,949	2,718,356	2,718,356	-504,593	0
05309	Govt. of China- Letlhakeng-Kang road (section 2, Dutlwe- Morwamosu) project phase 2 - Interest Payment	4,618,630	2,806,269	2,806,269	-1,812,361	0
05313	NIB-Rural Electification - Interest Payment	3,552,695	5,929,298	5,929,298	2,376,603	0
05314	Govt. of China-Botswana Housing 293-project - Interest Payment	1,366,823	1,315,755	1,315,755	-51,068	0
05315	BADEA-Middlepits-Bokspits road project - Interest Payment	2,055,109	1,988,893	1,988,893	-66,216	0
05316	OPEC-961P- Middlepits-Bokspits road project - Interest Payment	797,715	1,067,118	1,067,118	269,403	0
05317	KUWAIT-Tsabong- Middlepits Road-Interest Payment	2,101,300	2,147,700	2,147,700	46,400	0

**STATEMENT OF RECURRENT EXPENDITURE FOR THE YEAR ENDED 31 MARCH , 2019
AS COMPARED WITH THE ESTIMATES**

(Figures in Pula)

MIN DEPT PARENT A/C CHILD A/C	DETAILS	APPROVED ESTIMATES	WARRANTED PROVISION	ACTUAL EXPENDITURE	EXPENDITURE OVER + OR UNDER - APPROVED ESTIMATES	EXPENDITURE OVER + OR UNDER - WARRANTED PROVISION
9200	Public Debt					
9201	Public Debt					
05210	Payment of Interest -External Borrowing					
05318	BADEA-Upgrading of Sir Seretse Khama Airport-Interest Payment	2,000,500	2,451,595	2,451,595	451,095	0
05319	OPEC-Upgrading of Sir Seretse Khama Airport- Interest Payment	8,951,854	6,340,869	6,340,869	-2,610,985	0
05320	IBRD-Botswana Intergrated Transport Project-Interest Payment	2,347,942	14,033,311	14,033,311	11,685,369	0
05321	ADB-Pandamatenga Agricultural Infrastructure-Interest Payment	1,814,097	8,860,735	8,860,735	7,046,638	0
05322	IBRD-HIV/AIDS- Interest Payment	4,133,100	10,564,612	10,564,612	6,431,512	0
05323	NORDEA-Rural Electrification-Interest Payment	2,364,807	2,443,576	2,443,576	78,769	0
05324	BADEA-Upgrading of Kasane Airport-Interest Payment	479,099	582,040	582,040	102,941	0
05325	ADB-Budget Support Loan-Interest Payment	155,830,764	267,345,654	267,345,654	111,514,890	0
05326	IBRD-Morupule B Generation and Transmission Project- Interest Payment	14,877,236	14,357,710	14,357,710	-519,526	0
05327	ADB - Morupule B Transmission Project- Interest Payment	2,531,583	0	0	-2,531,583	0
05328	JICA-Kazungula Bridge Construction Project- Interest payment	4,236,224	2,150,089	2,150,089	-2,086,135	0
05329	OPEC-Upgrading of Kasane Airport-Interest Payment	4,051,040	606,402	606,402	-3,444,638	0
05330	Agricultural Service Support	4,025,010	143,618	143,618	-3,881,392	0
Total Parent Account	05210	299,864,159	1,005,443,835	381,092,119	81,227,960	-624,351,716
9201	Public Debt	6,472,463,840	6,472,463,840	5,848,108,300	-624,355,540	-624,355,540
TOTAL	Public Debt	6,472,463,840	6,472,463,840	5,848,108,300	-624,355,540	-624,355,540

**STATEMENT OF RECURRENT EXPENDITURE FOR THE YEAR ENDED 31 MARCH , 2019
AS COMPARED WITH THE ESTIMATES**

(Figures in Pula)

MIN DEPT PARENT A/C CHILD A/C	DETAILS	APPROVED ESTIMATES	WARRANTED PROVISION	ACTUAL EXPENDITURE	EXPENDITURE OVER + OR UNDER - APPROVED ESTIMATES	EXPENDITURE OVER + OR UNDER - WARRANTED PROVISION
9300	Pensions, Gratuities and Compensations					
9301	Pensions Gratuities and Compensations					
00160	Pensions, Gratuities and Compensations					
00161	Pensions, Citizen Officers	100,376,900	115,376,900	115,756,934	15,380,034	380,034
00162	Commutation of Pensions - Citizens	37,310,090	36,910,090	25,729,765	-11,580,325	-11,180,325
00163	Gratuities, Non- Pensionable Officers	1,923,360	1,923,360	913,165	-1,010,195	-1,010,195
00166	Military Pensions	19,350	19,350	11,832	-7,518	-7,518
00167	President's Pension and Retirement Benefit	1,127,100	1,527,100	1,327,627	200,527	-199,473
00168	MPs Gratuities and Pensions	2,180,360	2,180,360	557,188	-1,623,173	-1,623,173
00169	Govt Contribution - BPOPF	2,296,749,610	2,281,749,610	1,965,852,341	-330,897,269	-315,897,269
Total Parent Account	00160	<u>2,439,686,770</u>	<u>2,439,686,770</u>	<u>2,110,148,851</u>	<u>-329,537,919</u>	<u>-329,537,919</u>
9301	Pensions Gratuities and Compensations	2,439,686,770	2,439,686,770	2,110,148,851	-329,537,919	-329,537,919
TOTAL	Pensions, Gratuities and Compensations	<u>2,439,686,770</u>	<u>2,439,686,770</u>	<u>2,110,148,851</u>	<u>-329,537,919</u>	<u>-329,537,919</u>

**STATEMENT OF RECURRENT EXPENDITURE FOR THE YEAR ENDED 31 MARCH , 2019
AS COMPARED WITH THE ESTIMATES**

(Figures in Pula)

MIN DEPT PARENT A/C CHILD A/C	DETAILS	APPROVED ESTIMATES	WARRANTED PROVISION	ACTUAL EXPENDITURE	EXPENDITURE OVER + OR UNDER - APPROVED ESTIMATES	EXPENDITURE OVER + OR UNDER - WARRANTED PROVISION
9400	Salaries and Allowances- Specified Officers					
9401	Salaries and Allowances- Specified Officers					
00110	Salaries and Allowances					
00111	Basic Salary	28,084,880	28,884,880	27,989,122	-95,758	-895,758
00112	Allowances (Salaries and Wages)	18,633,340	17,833,340	15,119,022	-3,514,318	-2,714,318
Total Parent Account	00110	46,718,220	46,718,220	43,108,144	-3,610,076	-3,610,076
9401	Salaries and Allowances- Specified Officers	46,718,220	46,718,220	43,108,144	-3,610,076	-3,610,076
TOTAL	Salaries and Allowances- Specified Officers	46,718,220	46,718,220	43,108,144	-3,610,076	-3,610,076

**STATEMENT OF RECURRENT EXPENDITURE FOR THE YEAR ENDED 31 MARCH , 2019
AS COMPARED WITH THE ESTIMATES**

(Figures in Pula)

MIN DEPT PARENT A/C CHILD A/C	DETAILS	APPROVED ESTIMATES	WARRANTED PROVISION	ACTUAL EXPENDITURE	EXPENDITURE OVER + OR UNDER - APPROVED ESTIMATES	EXPENDITURE OVER + OR UNDER - WARRANTED PROVISION
9600	Miscellaneous					
9601	Miscellaneous					
04700	Miscellaneous Statutory Commitments					
04701	International Bank for Reconstr and Dev.	14,455,000	23,848,806	23,848,806	9,393,806	0
04702	International Monetary Fund	80,000,000	70,655,694	44,853,271	-35,146,729	-25,802,423
04703	International Development Agency	49,500	0	0	-49,500	0
04704	African Development Bank	26,717,030	26,717,030	26,717,030	0	0
Total Parent Account	04700	121,221,530	121,221,530	95,419,107	-25,802,423	-25,802,423
9601	Miscellaneous	121,221,530	121,221,530	95,419,107	-25,802,423	-25,802,423
TOTAL	Miscellaneous	121,221,530	121,221,530	95,419,107	-25,802,423	-25,802,423
GRAND TOTAL		72,419,159,640	72,539,574,250	70,280,100,226	-2,139,059,414	-2,259,474,024

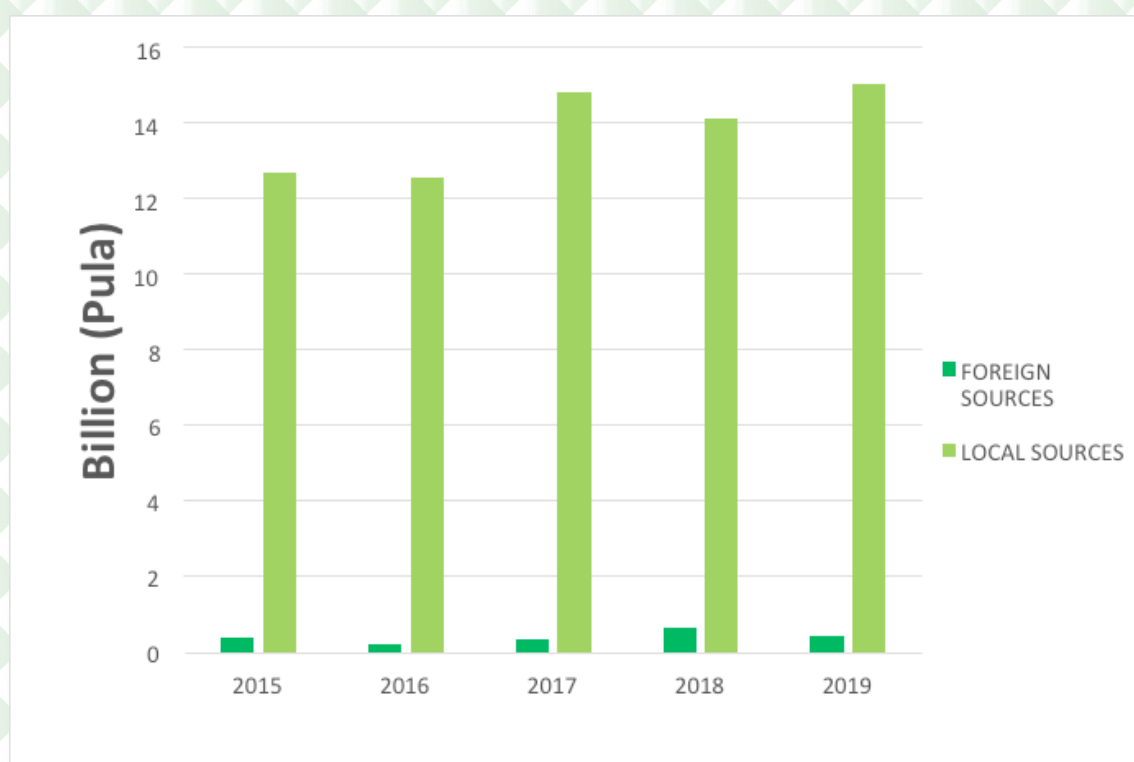
STATEMENT 4

SOURCES AND APPLICATION OF DEVELOPMENT FUND

This statement is a summary of local and foreign sources of funding to finance the development projects.

The graph below shows the trend of sources of Development Fund for the last five financial years.

SOURCES OF DEVELOPMENT FUND



STATEMENT 4

**SOURCES AND APPLICATION OF DEVELOPMENT FUND
FOR THE YEAR ENDED 31ST MARCH, 2019**

(Figures in Pula)**SOURCES (STATEMENT 5)**

0100	Foreign Sources	421,668,241
0800	Local Sources	15,032,631,232
		15,454,299,474

APPLICATION (STATEMENT 6)

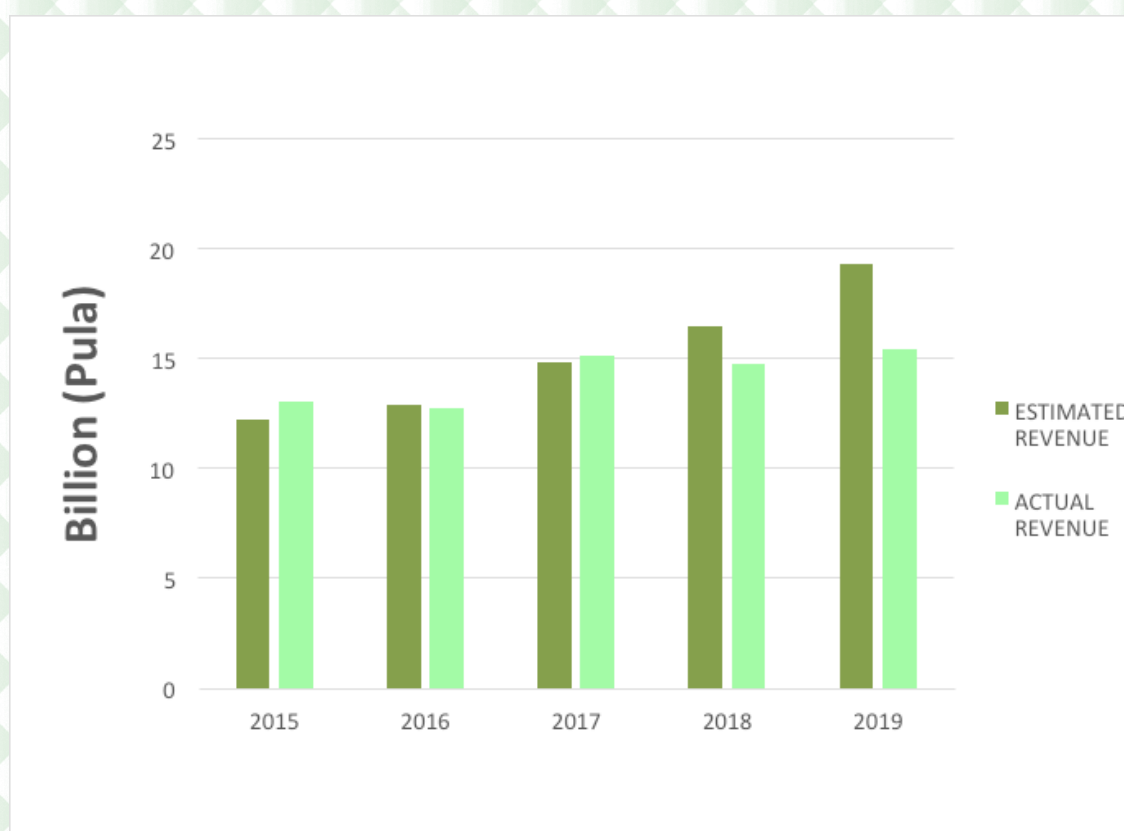
0100	Parliament	2,104,952
0200	Ministry of Presidential Affairs, Governance and Public Administration	419,355,636
0300	Ministry of Finance and Economic Development	117,713,810
0400	Ministry of Nationality, Immigration and Gender Affairs	16,349,054
0500	Ministry of Agricultural Development and Food Security	1,706,242,581
0600	Ministry of Basic Education	370,381,094
0700	Ministry of Investment, Trade and Industry	34,049,713
0800	Ministry of Local Government and Rural Development	1,740,153,180
1000	Ministry of Mineral Resources, Green Technology and Energy Security	2,795,030,798
1100	Ministry of Health and Wellness	397,034,023
1200	Administration of Justice	66,866,734
1300	Attorney General's Chambers	3,476,055
1500	Ministry of International Affairs and Cooperation	131,426,344
1600	Independent Electoral Commission	112,011,114
1700	Office of the Ombudsman	5,269,010
1800	Ministry of Land Management, Water and Sanitation Services	2,140,899,160
2000	Ministry of Environment, Natural Resources Conservation and Tourism	122,045,135
2100	Industrial Court	1,038,576
2200	Ministry of Youth Empowerment, Sport and Culture Development	58,992,694
2300	Ministry of Infrastructure and Housing Development	235,912,331
2400	Ministry of Transport and Communications	2,046,254,086
2500	Ministry of Defence, Justice and Security	2,637,363,114
2600	Ministry of Employment, Labour Productivity and Skills Development	20,826,285
2700	Ministry of Tertiary Education, Research, Science and Technology	273,503,993
		15,454,299,474

STATEMENT 5

DETAILS OF AMOUNTS CREDITED TO THE DEVELOPMENT FUND

The statement depicts the actual level of Development revenue against estimated revenue by donor for a financial year. A negative and positive figure represents excess/under revenue against the estimated amount respectively.

DEVELOPMENT FUND REVENUE FOR FIVE YEARS



STATEMENT OF DEVELOPMENT REVENUE FOR THE YEAR ENDED 31ST MARCH 2019

(Figures in Pula)

SOURCES	ESTIMATED REVENUE	ACTUAL REVENUE	OVER (-)/UNDER (+) ESTIMATES
FOREIGN SOURCES			
BILATERAL GRANTS			
Italian Aid	21,180,000	0	21,180,000
	21,180,000	0	21,180,000
BILATERAL LOANS			
Japanese International Cooperation Agency (JICA)	116,000,000	94,373,584	21,626,416
	116,000,000	94,373,584	21,626,416
MISCELLANEOUS GRANTS			
Centre for Disease Control	40,000,000	25,505,222	14,494,778
	40,000,000	25,505,222	14,494,778
MULTILATERAL GRANTS			
Global Fund	41,763,244	39,845,139	1,918,105
IFAD Grant	0	5,329	-5,329
European Development Fund (EDF)	30,816,756	5,926,314	24,890,442
	72,580,000	45,776,782	26,803,218
MULTILATERAL LOANS			
International Bank for Reconstruction and Development (IBRD)	737,000,090	162,923,330	574,076,760
African Development Bank (ADB)	70,000,000	70,000,000	0
Organisation of Petroleum Exporting Countries (OPEC)	50,000,000	23,084,201	26,915,799
International Fund for Agricultural Development (IFAD)	0	5,123	-5,123
	857,000,090	256,012,654	600,987,436
TOTAL FOREIGN SOURCES	1,106,760,090	421,668,242	685,091,848
LOCAL SOURCES			
DOMESTIC DEVELOPMENT FUND (DDF)			
Domestic Development Fund	18,199,573,750	15,032,631,232	3,166,942,518
	18,199,573,750	15,032,631,232	3,166,942,518
TOTAL	19,306,333,840	15,454,299,474	3,852,034,366

STATEMENT 6

STATEMENT OF DEVELOPMENT EXPENDITURE

The statement shows a cumulative summary of development expenditure by ministries and detailed statements by ministries/departments and is aligned to the National Development Plan (NDP) under review.

STATEMENT 6 DETAILS OF DEVELOPMENT EXPENDITURE FOR THE YEAR ENDED 31ST MARCH 2019		
INDEX	DESCRIPTION	PAGE
0100	Parliament	394
0200	Ministry of Presidential Affairs, Governance and Public Administration	395
0300	Ministry of Finance and Economic Development	404
0400	Ministry of Nationality, Immigration and Gender Affairs	407
0500	Ministry of Agricultural Development and Food Security	408
0600	Ministry of Basic Education	414
0700	Ministry of Investment, Trade and Industry	417
0800	Ministry of Local Government and Rural Development	418
1000	Ministry of Mineral Resources, Green Technology and Energy Security	428
1100	Ministry of Health and Wellness	431
1200	Administration of Justice	436
1300	Attorney General's Chambers	437
1500	Ministry of International Affairs and Cooperation	438
1600	Independent Electoral Commission	439
1700	Office of the Ombudsman	440
1800	Ministry of Land Management, Water and Sanitation Services	441
2000	Ministry of Environment, Natural Resources Conservation and Tourism	446
2100	Industrial Court	454
2200	Ministry of Youth Empowerment, Sport and Culture Development	455
2300	Ministry of Infrastructure and Housing Development	456
2400	Ministry of Transport and Communications	460
2500	Ministry of Defence, Justice and Security	466
2600	Ministry of Employment, Labour Productivity and Skills Development	471
2700	Ministry of Tertiary Education, Research, Science and Technology	472

STATEMENT 6

STATEMENT OF DEVELOPMENT EXPENDITURE FOR THE YEAR ENDED 31ST MARCH, 2019

(Figures in Pula)

MINISTRY DETAILS	REVISED TOTAL ESTIMATED COSTS (TEC) 2017 to 2023	ACTUAL EXPENDITURE PREVIOUS YEARS 2017 to 2023	ACTUAL EXPENDITURE 2018 to 2019	TOTAL EXPENDITURE TO 31 MARCH 2019	UNEXPENDED BALANCE OF TEC OVER (+) OR UNDER (-) 2017 to 2023
0100 Parliament	140,200,000	2,684,679	2,104,952	4,789,631	-135,410,369
0200 Ministry of Presidential Affairs, Governance and Public Administration	4,430,309,622	572,494,235	419,355,636	991,849,871	-3,438,459,751
0300 Ministry of Finance and Economic Development	1,677,132,659	51,888,338	117,713,810	169,602,148	-1,507,530,511
0400 Ministry of Nationality, Immigration and Gender Affairs	487,587,453	25,096,526	16,349,054	41,445,580	-446,141,873
0500 Ministry of Agricultural Development and Food Security	7,460,558,104	1,004,283,471	1,706,242,581	2,710,526,052	-4,750,032,052
0600 Ministry of Basic Education	3,349,538,103	507,177,831	370,381,094	877,558,925	-2,471,979,178
0700 Ministry of Investment, Trade and Industry	978,678,000	45,607,336	34,049,713	79,657,049	-899,020,951
0800 Ministry of Local Government and Rural Development	8,262,145,617	1,733,197,070	1,740,153,180	3,473,350,250	-4,788,795,367
1000 Ministry of Mineral Resources, Green Technology and Energy Security	17,448,803,399	3,270,839,610	2,795,030,798	6,065,870,408	-11,382,932,991
1100 Ministry of Health and Wellness	8,577,201,970	385,549,267	397,034,023	782,583,290	-7,794,618,680
1200 Administration of Justice	427,000,225	56,613,228	66,866,734	123,479,962	-303,520,263
1300 Attorney General's Chambers	507,000,000	21,181,505	3,476,055	24,657,560	-482,342,440
1500 Ministry of International Affairs and Cooperation	505,531,968	10,529,528	131,426,344	141,955,872	-363,576,096
1600 Independent Electoral Commission	477,284,895	3,103,209	112,011,114	115,114,323	-362,170,572
1700 Office of the Ombudsman	166,100,000	2,436,880	5,269,010	7,705,890	-158,394,110
1800 Ministry of Land Management, Water and Sanitation Services	18,552,692,058	2,201,799,947	2,140,899,160	4,342,699,107	-14,209,992,951
2000 Ministry of Environment, Natural Resources Conservation and Tourism	3,651,368,090	157,298,930	122,045,135	279,344,065	-3,372,024,025
2100 Industrial Court	60,204,960	2,393,590	1,038,576	3,432,166	-56,772,794
2200 Ministry of Youth Empowerment, Sport and Culture Development	213,067,764	18,231,828	58,992,694	77,224,522	-135,843,242
2300 Ministry of Infrastructure and Housing Development	3,184,246,791	243,152,055	235,912,331	479,064,386	-2,705,182,405
2400 Ministry of Transport and Communications	9,417,275,806	1,768,340,867	2,046,254,086	3,814,594,953	-5,602,680,853
2500 Ministry of Defence, Justice and Security	18,310,890,230	2,537,328,254	2,637,363,114	5,174,691,368	-13,136,198,862
2600 Ministry of Employment, Labour Productivity and Skills Development	171,820,910	6,316,330	20,826,285	27,142,615	-144,678,295
2700 Ministry of Tertiary Education, Research, Science and Technology	2,252,353,848	118,300,458	273,503,993	391,804,451	-1,860,549,397
GRAND TOTAL	110,708,992,472	14,745,844,969	15,454,299,474	30,200,144,442	-80,508,848,030

STATEMENT OF DEVELOPMENT EXPENDITURE FOR THE YEAR TO 31ST MARCH, 2019

(Figures in Pula)

		REVISED TOTAL ESTIMATED COSTS (TEC) 2017-2023	ACTUAL EXPENDITURE PREVIOUS YEARS	ACTUAL EXPENDITURE 2018-2019	TOTAL EXPENDITURE TO 31-MAR-2019	UNEXPENDED BALANCE OF TEC OVER + OR UNDER -
Ministry	0100	Parliament				
Department	0101	National Assembly				
Project	11001	Modernisation of National Assembly Facilities and Services				
40004	Computerisation - National Assembly	7,800,000	0	0	0	-7,800,000
58921	Parliament Security	18,542,112	0	1,093,485	1,093,485	-17,448,627
58923	Visitors Center & Perimeter Fence	24,360,000	0	0	0	-24,360,000
58924	MPs Recreational Facilities	6,000,000	0	0	0	-6,000,000
58925	Roll Out of Botswana Speaks	5,500,000	0	0	0	-5,500,000
58926	Studio/Committee Room Equipment	6,000,000	0	0	0	-6,000,000
58927	Main Parliament Building Facelifiting	8,897,888	2,684,679	1,011,467	3,696,146	-5,201,742
58928	Refurbishment of Parliament Annex Buildings	63,100,000	0	0	0	-63,100,000
PROJECT TOTAL		140,200,000	2,684,679	2,104,952	4,789,631	-135,410,369
DEPARTMENT TOTAL		140,200,000	2,684,679	2,104,952	4,789,631	-135,410,369
MINISTRY TOTAL		140,200,000	2,684,679	2,104,952	4,789,631	-135,410,369

STATEMENT OF DEVELOPMENT EXPENDITURE FOR THE YEAR TO 31ST MARCH, 2019

(Figures in Pula)

		REVISED TOTAL ESTIMATED COSTS (TEC) 2017-2023	ACTUAL EXPENDITURE PREVIOUS YEARS	ACTUAL EXPENDITURE 2018-2019	TOTAL EXPENDITURE TO 31-MAR-2019	UNEXPENDED BALANCE OF TEC OVER + OR UNDER -
Ministry	0200	Ministry of Presidential Affairs, Governance and Public Administration				
Department	0202	Office of the President				
Project	11011	MoPAGPA Consultancies				
40377	NSO- Consultancies	30,161,301	3,424,622	11,265,657	14,690,279	-15,471,022
40732	National M&E Framework	60,993,830	11,997,473	8,991,579	20,989,051	-40,004,779
40762	Consultancy - Mega Projects Implementation	3,389,024	3,389,023	0	3,389,023	-1
40832	Project Management Consultancies	24,162,290	0	0	0	-24,162,290
40833	Reforms Studies and Technical Assistance	7,859,500	0	0	0	-7,859,500
40834	Capacity Building Reforms	10,491,466	51,834	1,650,207	1,702,041	-8,789,425
40835	Consultancies DPSM	1,655,845	0	0	0	-1,655,845
40836	Establishment of Assessment and Development Centre	6,810,699	10,976	396,278	407,254	-6,403,445
40837	Vision 2036 Performance Surveys	10,000,000	0	0	0	-10,000,000
40865	Customer Satisfaction Survey	2,000,000	0	0	0	-2,000,000
PROJECT TOTAL		157,523,955	18,873,928	22,303,720	41,177,648	-116,346,307
Project	11012	Strengthening of DIS Capabilities				
40721	DIS- Communications	52,922,000	0	0	0	-52,922,000
40722	DIS-Computer Equipment	32,054,000	0	0	0	-32,054,000
40723	DIS-Infrastructure	88,300,000	0	0	0	-88,300,000
40724	DIS-Geospatial	48,222,000	0	0	0	-48,222,000
40725	DIS-Security Equipment	32,010,000	0	0	0	-32,010,000
40740	Purchase of DIS Vehicles	24,406,000	0	0	0	-24,406,000
PROJECT TOTAL		277,914,000	0	0	0	-277,914,000
Project	11013	Strengthening of DCEC Capabilities				
40526	Upgrading of CMS	940,000	0	0	0	-940,000
40719	Fleet expansion	1,880,000	0	0	0	-1,880,000
40727	Acquisition of Staff Housing	5,640,000	0	0	0	-5,640,000
40849	Organisational Structure Review	376,000	0	0	0	-376,000
40852	Survey on Public Knowledge of Corruption	752,000	0	0	0	-752,000
40853	Multi-Medial Studio for DCEC	564,000	0	0	0	-564,000
40858	DCEC Investigations (Enhance skill & Equipment)	1,875,675	103,040	0	103,040	-1,772,635
PROJECT TOTAL		12,027,675	103,040	0	103,040	-11,924,635

STATEMENT OF DEVELOPMENT EXPENDITURE FOR THE YEAR TO 31ST MARCH, 2019

(Figures in Pula)

			REVISED TOTAL ESTIMATED COSTS (TEC) 2017-2023	ACTUAL EXPENDITURE PREVIOUS YEARS	ACTUAL EXPENDITURE 2018-2019	TOTAL EXPENDITURE TO 31-MAR-2019	UNEXPENDED BALANCE OF TEC OVER + OR UNDER -
Ministry	0200	Ministry of Presidential Affairs, Governance and Public Administration					
Department	0202	Office of the President					
Project	11014	Strengthening of the Auditor General					
40321	Consultancy - Legal Framework & Structural Capacity Building		1,940,000	724,408	0	724,408	-1,215,592
40854	Procurement of IDEA, Team Mate and Oracle Audit Vault Software		4,000,000	0	0	0	-4,000,000
40855	OAG Capacity Building		2,000,000	0	0	0	-2,000,000
PROJECT TOTAL			7,940,000	724,408	0	724,408	-7,215,592
Project	11015	MoPAGPA Computerisation					
40704	News Management System		957,601	957,600	0	957,600	-1
40829	E-Cabinet		25,530,000	0	0	0	-25,530,000
40831	Ministry of State President Computerisation		8,500,000	0	1,005,810	1,005,810	-7,494,190
PROJECT TOTAL			34,987,601	957,600	1,005,810	1,963,410	-33,024,191
Project	11016	Improvements to Broadcasting Services					
40601	Radio & TV Equipment		37,600,000	0	0	0	-37,600,000
40840	Upgrading of Transmitters and Broadcasting Facilities		14,100,000	0	0	0	-14,100,000
40841	BTV Channel 2 Digital Migration		32,900,000	0	0	0	-32,900,000
PROJECT TOTAL			84,600,000	0	0	0	-84,600,000
Project	11017	MoPAGPA Infrastructure					
40272	Upgrading State House		10,000,000	0	9,000,000	9,000,000	-1,000,000
40743	OP Office Facility		121,900,000	17,851,957	3,025,336	20,877,293	-101,022,707
40744	Construction of Airboat Shelters		1,314,000	0	0	0	-1,314,000
40842	Establishment of Facilities of Former President (No3)		34,369,465	18,378,942	463,594	18,842,535	-15,526,930
40843	Furniture and Equipment (DPSM)		940,000	0	0	0	-940,000
40889	Furniture and Equipment for State House 1		6,720,000	0	0	0	-6,720,000
PROJECT TOTAL			175,243,465	36,230,899	12,488,930	48,719,829	-126,523,636
Project	11018	Botswana Civil Service College					
40845	Installation of Corridor, Trellidors and Carports-Auditorium		1,410,000	0	0	0	-1,410,000
40846	Backup Generator and Electrical Reticulation		940,000	0	0	0	-940,000
40847	CCTV Security Installation and Access Control		1,410,000	0	0	0	-1,410,000

STATEMENT OF DEVELOPMENT EXPENDITURE FOR THE YEAR TO 31ST MARCH, 2019

(Figures in Pula)

		REVISED TOTAL ESTIMATED COSTS (TEC) 2017-2023	ACTUAL EXPENDITURE PREVIOUS YEARS	ACTUAL EXPENDITURE 2018-2019	TOTAL EXPENDITURE TO 31-MAR-2019	UNEXPENDED BALANCE OF TEC OVER + OR UNDER -
Ministry	0200	Ministry of Presidential Affairs, Governance and Public Administration				
Department	0202	Office of the President				
Project	11018	Botswana Civil Service College				
40848	Construction of Ablution Facilities	1,880,000	0	0	0	-1,880,000
PROJECT TOTAL		5,640,000	0	0	0	-5,640,000
Project	11019	Social Protection and Disaste Preparedness				
40705	Poverty Eradication Initiatives	1,337,784,631	51,759,403	30,678,677	82,438,080	-1,255,346,551
40767	Poverty Eradication DA Tlokweng	5,539,359	2,179,235	1,480,605	3,659,839	-1,879,520
40768	Poverty Eradication DA Gaborone	12,218,896	4,313,131	5,301,973	9,615,105	-2,603,791
40769	Poverty Eradication DA Gumare	20,648,314	8,043,532	9,967,153	18,010,685	-2,637,629
40770	Poverty Eradication DA Mochudi	7,425,000	4,367,935	2,785,365	7,153,300	-271,700
40771	Poverty Eradication DA Letlhakane	15,209,311	3,856,597	4,705,371	8,561,968	-6,647,343
40772	Poverty Eradication DA Lobatse	3,564,359	2,087,345	1,595,684	3,683,029	118,670
40773	Poverty Eradication DA Francistown	7,115,000	3,774,597	3,123,478	6,898,075	-216,925
40774	Poverty Eradication DA Kasane	5,460,000	2,350,317	2,185,178	4,535,496	-924,504
40775	Poverty Eradication DA Masunga	9,200,000	4,367,096	4,249,428	8,616,524	-583,476
40776	Poverty Eradication DA Ramotswa	7,814,618	3,575,728	2,834,261	6,409,990	-1,404,628
40778	Poverty Eradication DA Palapye	7,735,256	3,764,329	2,775,550	6,539,879	-1,195,377
40779	Poverty Eradication DA Tutume	8,650,000	3,025,532	3,075,821	6,101,353	-2,548,647
40780	Poverty Eradication DA Letlhakeng	12,580,598	7,040,702	4,455,722	11,496,424	-1,084,174
40781	Poverty Eradication DA Bobonong	9,381,978	3,629,850	2,220,286	5,850,136	-3,531,842
40782	Poverty Eradication DA Selibe Phikwe	11,810,000	2,117,161	2,847,535	4,964,696	-6,845,304
40783	Poverty Eradication DA Sowa	1,175,000	307,018	284,913	591,931	-583,069
40786	Poverty Eradication DA Good Hope	15,466,177	4,857,729	6,096,192	10,953,920	-4,512,257
40787	Poverty Eradication DA Mahalapye	14,200,000	6,526,466	4,840,200	11,366,667	-2,833,333
40788	Poverty Eradication DA Charleshill	5,217,479	1,100,081	2,356,617	3,456,698	-1,760,781
40789	Poverty Eradication DA Mabutsane	8,491,979	2,028,001	3,967,119	5,995,120	-2,496,859
40790	Poverty Eradication DA Gantsi	16,120,357	6,945,742	5,812,983	12,758,724	-3,361,633
40791	Poverty Eradication DA Hukuntsi	10,270,899	5,607,761	3,117,867	8,725,627	-1,545,272
40792	Poverty Eradication DA Jwaneng	2,047,099	1,933,639	1,206,372	3,140,011	1,092,912
40794	Poverty Eradication DA Tonota	9,750,000	3,764,069	3,875,711	7,639,780	-2,110,220

STATEMENT OF DEVELOPMENT EXPENDITURE FOR THE YEAR TO 31ST MARCH, 2019

(Figures in Pula)

		REVISED TOTAL ESTIMATED COSTS (TEC) 2017-2023	ACTUAL EXPENDITURE PREVIOUS YEARS	ACTUAL EXPENDITURE 2018-2019	TOTAL EXPENDITURE TO 31-MAR-2019	UNEXPENDED BALANCE OF TEC OVER + OR UNDER -
Ministry	0200	Ministry of Presidential Affairs, Governance and Public Administration				
Department	0202	Office of the President				
Project	11019	Social Protection and Disaste Preparedness				
40795	Poverty Eradication DA Moshupa	11,231,907	3,061,920	4,789,724	7,851,644	-3,380,263
40796	Poverty Eradication Molepolole Admin Authority	13,793,787	5,298,104	4,757,220	10,055,323	-3,738,464
40797	Poverty Eradication Serowe Admin Authority	12,154,999	4,259,923	3,962,020	8,221,943	-3,933,056
40798	Poverty Eradication Maun Admin Authority	19,980,105	6,629,847	8,025,559	14,655,406	-5,324,699
40799	Poverty Eradication Kanye Admin Authority	13,050,000	4,425,770	5,720,061	10,145,831	-2,904,169
40801	Poverty Eradication Mogoditshane	10,034,099	4,518,791	3,581,649	8,100,441	-1,933,658
40802	Poverty Eradication Tsabong	10,046,859	2,875,124	4,786,883	7,662,007	-2,384,852
40838	Establishment of Emergency Operaing Centre and Equipment	20,711,841	0	0	0	-20,711,841
40839	Disability Economic Empowerment Programme	20,590,000	0	0	0	-20,590,000
PROJECT TOTAL		1,696,469,907	174,392,474	151,463,180	325,855,654	-1,370,614,253
Project	11020	OP Fleet Expansion				
40368	Purchase of Vehicles - OP	2,100,000	0	2,006,806	2,006,806	-93,194
PROJECT TOTAL		2,100,000	0	2,006,806	2,006,806	-93,194
DEPARTMENT TOTAL		2,454,446,603	231,282,348	189,268,446	420,550,794	-2,033,895,809

STATEMENT OF DEVELOPMENT EXPENDITURE FOR THE YEAR TO 31ST MARCH, 2019

(Figures in Pula)

		REVISED TOTAL ESTIMATED COSTS (TEC) 2017-2023	ACTUAL EXPENDITURE PREVIOUS YEARS	ACTUAL EXPENDITURE 2018-2019	TOTAL EXPENDITURE TO 31-MAR-2019	UNEXPENDED BALANCE OF TEC OVER + OR UNDER -
Ministry	0200	Ministry of Presidential Affairs, Governance and Public Administration				
Department	0203	Directorate of Public Service Management				
Project	11018	Botswana Civil Service College				
40489	Construction of the Auditorium	2,411,676	0	2,155,331	2,155,331	-256,344
40845	Installation of Corridor, Trellidors and Carports-Auditorium	0	345,928	0	345,928	345,928
40846	Backup Generator and Electrical Reticulation	7,160,000	940,000	684,249	1,624,249	-5,535,751
40847	CCTV Security Installation and Access Control	90,000	0	0	0	-90,000
40848	Construction of Ablution Facilities	1,970,000	0	0	0	-1,970,000
40864	Facility Management for Botswana Public Service College(Refurbishment of Hostel Block and Kitchen)	0	0	0	0	0
40941	Procurement of furniture and equipment for LRC	400,000	0	0	0	-400,000
40942	Reconfiguration of the RMU and BPSC	450,000	0	0	0	-450,000
PROJECT TOTAL		12,481,676	1,285,928	2,839,580	4,125,508	-8,356,168
DEPARTMENT TOTAL		12,481,676	1,285,928	2,839,580	4,125,508	-8,356,168

STATEMENT OF DEVELOPMENT EXPENDITURE FOR THE YEAR TO 31ST MARCH, 2019

(Figures in Pula)

		REVISED TOTAL ESTIMATED COSTS (TEC) 2017-2023	ACTUAL EXPENDITURE PREVIOUS YEARS	ACTUAL EXPENDITURE 2018-2019	TOTAL EXPENDITURE TO 31-MAR-2019	UNEXPENDED BALANCE OF TEC OVER + OR UNDER -
Ministry	0200	Ministry of Presidential Affairs, Governance and Public Administration				
Department	0211	National Aids and Health Promotion Agency				
Project	11021	NACA Programmes				
40462	KITCU-KITSO Training Coordinating Unit	500,000	0	0	0	-500,000
40871	PMTCT- eMTCT.	716,799	0	0	0	-716,799
40872	Lab- Point Of Care	12,632,177	0	0	0	-12,632,177
40873	Lab- Specimen Referral Network	140,584	0	0	0	-140,584
40874	Data Quality Assessment	563,271	0	0	0	-563,271
40875	Health Information Systems (HIS)	25,670,729	0	0	0	-25,670,729
40876	Dukwi Refugee Camp	2,831,099	0	0	0	-2,831,099
40877	Male Circumcision	6,868,024	0	0	0	-6,868,024
40878	DREAMS	2,868,527	0	0	0	-2,868,527
40879	ACQUIRED (HIV) DRUG RESISTANCE SURVEY - ADR	893,806	0	0	0	-893,806
40880	Botswana Aids Impact Survey (BIAS)	3,665,912	0	0	0	-3,665,912
40881	DOLUTEGRAVIR (DTG) Birth Outcome Survey	821,533	0	0	0	-821,533
40882	PEPFAR Coordination	3,558,634	0	0	0	-3,558,634
40883	TB/HIV GF VAT	3,218,316	0	0	0	-3,218,316
40884	Strengthening TB & HIV AIDS Interventions	30,000,000	0	0	0	-30,000,000
40886	CCM FUNDING	1,425,100	0	0	0	-1,425,100
40888	PREP for Key Populations	961,538	0	0	0	-961,538
40944	Epidemiology Research & Surveillance	15,816,856	0	0	0	-15,816,856
40945	Global Fund	338,144	0	0	0	-338,144
40954	Non- citizen ART Programme	9,627,605	0	0	0	-9,627,605
40955	Faith Based Organization (FBO)	4,018,645	0	0	0	-4,018,645
PROJECT TOTAL		127,137,299	0	0	0	-127,137,299
DEPARTMENT TOTAL		127,137,299	0	0	0	-127,137,299

STATEMENT OF DEVELOPMENT EXPENDITURE FOR THE YEAR TO 31ST MARCH, 2019

(Figures in Pula)

		REVISED TOTAL ESTIMATED COSTS (TEC) 2017-2023	ACTUAL EXPENDITURE PREVIOUS YEARS	ACTUAL EXPENDITURE 2018-2019	TOTAL EXPENDITURE TO 31-MAR-2019	UNEXPENDED BALANCE OF TEC OVER + OR UNDER -
Ministry	0200	Ministry of Presidential Affairs, Governance and Public Administration				
Department	0216	Department of Broadcasting Services				
Project	11016	Improvements to Broadcasting Services				
40600	Radio & TV Transmitter Expansion Phase II	0	1,259,382	0	1,259,382	1,259,382
40601	Radio & TV Equipment	181,100,000	37,208,018	37,425,434	74,633,452	-106,466,548
40605	Digital Migration	397,910	397,910	0	397,910	0
40840	Upgrading of Transmitters and Broadcasting Facilities	74,546,025	7,996,231	12,989,971	20,986,202	-53,559,823
40841	BTV Channel 2 Digital Migration	149,000,000	24,738,309	16,040,891	40,779,200	-108,220,800
40859	Facility Management of the Mass Media Complex	33,203,713	0	0	0	-33,203,713
	PROJECT TOTAL	438,247,648	71,599,851	66,456,296	138,056,146	-300,191,502
	DEPARTMENT TOTAL	438,247,648	71,599,851	66,456,296	138,056,146	-300,191,502

STATEMENT OF DEVELOPMENT EXPENDITURE FOR THE YEAR TO 31ST MARCH, 2019

(Figures in Pula)

		REVISED TOTAL ESTIMATED COSTS (TEC) 2017-2023	ACTUAL EXPENDITURE PREVIOUS YEARS	ACTUAL EXPENDITURE 2018-2019	TOTAL EXPENDITURE TO 31-MAR-2019	UNEXPENDED BALANCE OF TEC OVER + OR UNDER -
Ministry	0200	Ministry of Presidential Affairs, Governance and Public Administration				
Department	0220	Directorate on Corruption and Economic Crime				
Project	11013	Strengthening of DCEC Capabilities				
40526	Upgrading of CMS	6,324,325	1,064,325	651,550	1,715,875	-4,608,450
40529	DCEC HQ Technical Works	8,600,000	0	0	0	-8,600,000
40719	Fleet expansion	8,715,845	0	1,807,127	1,807,127	-6,908,718
40727	Acquisition of Staff Housing	52,360,000	5,640,000	6,000,000	11,640,000	-40,720,000
40849	Organisational Structure Review	422,400	22,400	371,840	394,240	-28,160
40852	Survey on Public Knowledge of Corruption	3,568,000	596,715	1,240,385	1,837,100	-1,730,900
40853	Multi-Medial Studio for DCEC	1,936,000	0	940,140	940,140	-995,860
40858	DCEC Investigations (Enhance skill & Equipment)	8,160,000	0	43,776	43,776	-8,116,224
40863	Refurbishment of the Ground Floor of the Francistown DCEC Office	1,600,000	0	0	0	-1,600,000
PROJECT TOTAL		91,686,570	7,323,440	11,054,817	18,378,258	-73,308,312
DEPARTMENT TOTAL		91,686,570	7,323,440	11,054,817	18,378,258	-73,308,312

STATEMENT OF DEVELOPMENT EXPENDITURE FOR THE YEAR TO 31ST MARCH, 2019

(Figures in Pula)

		REVISED TOTAL ESTIMATED COSTS (TEC) 2017-2023	ACTUAL EXPENDITURE PREVIOUS YEARS	ACTUAL EXPENDITURE 2018-2019	TOTAL EXPENDITURE TO 31-MAR-2019	UNEXPENDED BALANCE OF TEC OVER + OR UNDER -
Ministry	0200	Ministry of Presidential Affairs, Governance and Public Administration				
Department	0221	Directorate on Intelligence and Security				
Project	11012	Strengthening of DIS Capabilities				
40721	DIS- Communications	279,973,841	71,919,185	28,279,647	100,198,832	-179,775,009
40722	DIS-Computer Equipment	281,044,295	47,768,004	91,347,798	139,115,802	-141,928,493
40723	DIS-Infrastructure	315,450,540	61,982,131	827,168	62,809,299	-252,641,241
40724	DIS-Geospatial	278,746,032	58,914,778	22,458,170	81,372,947	-197,373,085
40725	DIS-Security Equipment	37,420,000	0	1,449,595	1,449,595	-35,970,405
40740	Purchase of DIS Vehicles	113,675,119	20,418,572	5,374,118	25,792,690	-87,882,429
PROJECT TOTAL		1,306,309,826	261,002,668	149,736,496	410,739,164	-895,570,662
DEPARTMENT TOTAL		1,306,309,826	261,002,668	149,736,496	410,739,164	-895,570,662
MINISTRY TOTAL		4,430,309,622	572,494,235	419,355,636	991,849,870	-3,438,459,752

STATEMENT OF DEVELOPMENT EXPENDITURE FOR THE YEAR TO 31ST MARCH, 2019

(Figures in Pula)

			REVISED TOTAL ESTIMATED COSTS (TEC) 2017-2023	ACTUAL EXPENDITURE PREVIOUS YEARS	ACTUAL EXPENDITURE 2018-2019	TOTAL EXPENDITURE TO 31-MAR-2019	UNEXPENDED BALANCE OF TEC OVER + OR UNDER -
Ministry	0300	Ministry of Finance and Economic Development					
Department	0301	Headquarters (MFED)					
Project	11061	MFED Computerisation					
42022	MFDP- Micro Computers		8,300,000	1,132,703	482,847	1,615,550	-6,684,450
42079	MFDP Monitoring Framework		3,050,000	782,981	1,150,042	1,933,023	-1,116,977
42258	GABS Upgrading and Interfaces		99,400,000	7,445,209	17,218,680	24,663,888	-74,736,112
42309	Cash to Accrual Basis of Accounting		81,500,000	44,428	1,118,809	1,163,237	-80,336,763
42315	E Procurement System		41,544,805	1,567,768	27,720	1,595,488	-39,949,317
42364	GEMVAS Systems		3,600,000	0	0	0	-3,600,000
PROJECT TOTAL			237,394,805	10,973,089	19,998,098	30,971,187	-206,423,618
Project	11062	Statistical Survey and Studies					
42186	Census of Enterprises/Establishment		5,500,000	500,000	0	500,000	-5,000,000
42253	Botswana Core Welfare Indicator Survey		119,410,000	1,363,527	0	1,363,527	-118,046,473
42325	2014 Agricultural Census		789,610	0	0	0	-789,610
42336	National Strategy for Development of Statistics		10,700,000	0	1,500,000	1,500,000	-9,200,000
42344	Demographic Health Survey		32,280,390	20,170,000	0	20,170,000	-12,110,390
42345	National Accounts Rebased		7,000,000	0	1,000,000	1,000,000	-6,000,000
42346	2018 Botswana AIDS Impact Survey (BAIS)		35,500,000	0	1,000,000	1,000,000	-34,500,000
42347	2018 Informal Sector Survey		10,000,000	0	0	0	-10,000,000
42348	Questionnaire Scanning		12,000,000	0	3,000,000	3,000,000	-9,000,000
42353	Consumer Price Index (CPI) Rebased		13,000,000	0	3,000,000	3,000,000	-10,000,000
42354	2019 Information and ICT Survey		39,020,000	0	0	0	-39,020,000
42355	2021 Census Cartographic Work Operation		54,800,000	0	13,000,000	13,000,000	-41,800,000
42356	2021 Population and Housing Census		311,200,000	0	0	0	-311,200,000
42365	Anti-Corruption Framework		2,000,000	0	0	0	-2,000,000
PROJECT TOTAL			653,200,000	22,033,527	22,500,000	44,533,527	-608,666,473
Project	11063	MFED Consultancies					
42266	PPP Consultancy		19,816,351	2,957,208	3,077,372	6,034,580	-13,781,771
42322	Formulation of a National Employment Strategy		150,000	0	0	0	-150,000
42323	Study on Botswana's Informal Sector		0	38,497	0	38,497	38,497

STATEMENT OF DEVELOPMENT EXPENDITURE FOR THE YEAR TO 31ST MARCH, 2019

(Figures in Pula)

		REVISED TOTAL ESTIMATED COSTS (TEC) 2017-2023	ACTUAL EXPENDITURE PREVIOUS YEARS	ACTUAL EXPENDITURE 2018-2019	TOTAL EXPENDITURE TO 31-MAR-2019	UNEXPENDED BALANCE OF TEC OVER + OR UNDER -
Ministry	0300	Ministry of Finance and Economic Development				
Department	0301	Headquarters (MFED)				
Project	11063	MFED Consultancies				
42327	Review Revised National Incomes Policy 2005	1,200,000	419,888	0	419,888	-780,112
42340	Planning Officers Manual	5,168,000	1,000,364	1,522,369	2,522,733	-2,645,267
42342	Credit Reporting System	7,273,503	1,928,698	1,639,931	3,568,629	-3,704,874
42349	Development of a Parastatal Monitoring System	1,000,000	0	0	0	-1,000,000
42350	Study on Macroeconomic Indicator for Sustainable Development	1,500,000	0	47,198	47,198	-1,452,802
42351	Making Access to Finance Possible	3,860,000	0	0	0	-3,860,000
42357	Study on Socio Economic and Demographic Impact	6,200,000	0	0	0	-6,200,000
42358	NDP 11 Midterm Review	6,000,000	0	0	0	-6,000,000
42359	Preparation for NDP 12	6,238,000	0	0	0	-6,238,000
42362	Implementation of Surveillance for Stock Exchange	3,732,000	0	0	0	-3,732,000
42375	GEMVAS Systems Development	1,600,000	0	0	0	-1,600,000
42376	Finscope Study	1,500,000	0	0	0	-1,500,000
42377	Collateral Registry	5,000,000	0	0	0	-5,000,000
42378	EDF 11 Programmes	800,000	0	0	0	-800,000
PROJECT TOTAL		71,037,854	6,344,656	6,286,869	12,631,526	-58,406,328
Project	11064	MFED Infrastructure				
42278	Shakawe Revenue Office & Staff Houses	48,000,000	237,172	23,583,703	23,820,875	-24,179,125
42279	Hukuntsi Revenue Office & Staff Houses	64,000,000	9,231,776	26,996,907	36,228,683	-27,771,317
42280	Charles Hill Revenue Office & Staff Houses	48,000,000	3,068,118	15,433,608	18,501,726	-29,498,274
42326	Infrastructure and Vehicles	4,000,000	0	0	0	-4,000,000
42329	Construction of Machaneng Revenue Office and Staff Houses	14,000,000	0	500,113	500,113	-13,499,887
42352	FIA Office Building	182,000,000	0	0	0	-182,000,000
42366	PPADB Office Refurbishment	14,500,000	0	2,414,512	2,414,512	-12,085,488
PROJECT TOTAL		374,500,000	12,537,066	68,928,843	81,465,909	-293,034,091

STATEMENT OF DEVELOPMENT EXPENDITURE FOR THE YEAR TO 31ST MARCH, 2019

(Figures in Pula)

		REVISED TOTAL ESTIMATED COSTS (TEC) 2017-2023	ACTUAL EXPENDITURE PREVIOUS YEARS	ACTUAL EXPENDITURE 2018-2019	TOTAL EXPENDITURE TO 31-MAR-2019	UNEXPENDED BALANCE OF TEC OVER + OR UNDER -
Ministry	0300	Ministry of Finance and Economic Development				
Department	0301	Headquarters (MFED)				
Project	11065	State Owned Enterprises Financing				
42373	National Development Bank (NDB) Finances	200,000,000	0	0	0	-200,000,000
42374	Botswana Savings Bank (BSB) Finances	141,000,000	0	0	0	-141,000,000
	PROJECT TOTAL	341,000,000	0	0	0	-341,000,000
	DEPARTMENT TOTAL	1,677,132,659	51,888,338	117,713,810	169,602,148	-1,507,530,511
	MINISTRY TOTAL	1,677,132,659	51,888,338	117,713,810	169,602,148	-1,507,530,511

STATEMENT OF DEVELOPMENT EXPENDITURE FOR THE YEAR TO 31ST MARCH, 2019

(Figures in Pula)

		REVISED TOTAL ESTIMATED COSTS (TEC) 2017-2023	ACTUAL EXPENDITURE PREVIOUS YEARS	ACTUAL EXPENDITURE 2018-2019	TOTAL EXPENDITURE TO 31-MAR-2019	UNEXPENDED BALANCE OF TEC OVER + OR UNDER -
Ministry	0400	Ministry of Nationality, Immigration and Gender Affairs				
Department	0401	Headquarters (MNIG)				
Project	11081	MNIG Computerisation				
42795	Computerisation of Border Posts and Installation of Public Key Directory	7,193,960	0	1,358,758	1,358,758	-5,835,202
42799	MLHA Automatic Fingerprint Identification System (AFIS)	20,140,000	20,040,000	0	20,040,000	-100,000
42800	MNIG Integrated Systems	307,977,764	0	2,311,399	2,311,399	-305,666,365
42806	Local Area Network (LAN) Expansion	3,213,760	967,868	0	967,868	-2,245,892
42810	MNIG ICT Equipment	746,240	0	0	0	-746,240
	PROJECT TOTAL	339,271,724	21,007,868	3,670,157	24,678,024	-314,593,700
Project	11082	MNIG Consultancies				
42793	EDF 10- Empowerment of Non State Actors in Botswana	5,600,000	403,748	1,572,551	1,976,299	-3,623,701
42796	Gender Based Violence Prevention and Elimination	4,254,735	3,684,910	10,451	3,695,361	-559,374
42801	Establishment of Safe havens	12,674,266	0	0	0	-12,674,266
42802	National Response Implementation Plan on Women, Girls and HIV/AIDS	232,000	0	12,000	12,000	-220,000
42803	Strengthen Gender and Development Monitoring and Evaluation	657,520	0	29,000	29,000	-628,520
42804	Periodic Gender and Development Studies	906,000	0	0	0	-906,000
42805	National Policy on Gender AND Development: Midterm Review	900,000	0	0	0	-900,000
	PROJECT TOTAL	25,224,521	4,088,658	1,624,002	5,712,660	-19,511,861
Project	11083	MNIG Fleet Expansion				
42807	MNIG Vehicles	3,000,000	0	2,527,421	2,527,421	-472,580
	PROJECT TOTAL	3,000,000	0	2,527,421	2,527,421	-472,580
Project	11084	MNIG Facilities				
42808	Refurbishment of Block 8 building	39,591,208	0	5,027,476	5,027,476	-34,563,732
42809	MNIG Staff Housing	52,500,000	0	3,500,000	3,500,000	-49,000,000
42811	MNIG Porta Cabins	28,000,000	0	0	0	-28,000,000
	PROJECT TOTAL	120,091,208	0	8,527,476	8,527,476	-111,563,732
	DEPARTMENT TOTAL	487,587,453	25,096,526	16,349,054	41,445,580	-446,141,873
	MINISTRY TOTAL	487,587,453	25,096,526	16,349,054	41,445,580	-446,141,873

STATEMENT OF DEVELOPMENT EXPENDITURE FOR THE YEAR TO 31ST MARCH, 2019

(Figures in Pula)

			REVISED TOTAL ESTIMATED COSTS (TEC) 2017-2023	ACTUAL EXPENDITURE PREVIOUS YEARS	ACTUAL EXPENDITURE 2018-2019	TOTAL EXPENDITURE TO 31-MAR-2019	UNEXPENDED BALANCE OF TEC OVER + OR UNDER -
Ministry	0500	Ministry of Agricultural Development and Food Security					
Department	0501	Headquarters (MoA)					
Project	11113	Crop Production and Protection					
43750	Infrastructure Development		9,400,000	0	0	0	-9,400,000
	PROJECT TOTAL		9,400,000	0	0	0	-9,400,000
Project	11114	MoA Infrastructure Development					
43638	Ministry of Agricultural Development and Food Security Housing		23,900,000	7,194,496	15,686,042	22,880,539	-1,019,461
43750	Infrastructure Development		661,000,000	4,379,680	3,360,465	7,740,145	-653,259,855
43752	Integrated offices at Extension Areas		10,600,000	2,476,814	768,659	3,245,474	-7,354,527
	PROJECT TOTAL		695,500,000	14,050,990	19,815,167	33,866,157	-661,633,843
Project	11116	MoA Computerisation					
43688	LITS Review Consultancy		70,900,000	19,739,922	26,411,408	46,151,330	-24,748,670
	PROJECT TOTAL		70,900,000	19,739,922	26,411,408	46,151,330	-24,748,670
Project	11117	MOA Fleet Expansion					
43771	MOA Fleet Expansion		7,200,000	0	7,114,477	7,114,477	-85,523
	PROJECT TOTAL		7,200,000	0	7,114,477	7,114,477	-85,523
Project	11118	BMC Finances					
43772	BMC Support		928,000,000	0	800,000,000	800,000,000	-128,000,000
	PROJECT TOTAL		928,000,000	0	800,000,000	800,000,000	-128,000,000
	DEPARTMENT TOTAL		1,711,000,000	33,790,913	853,341,052	887,131,964	-823,868,036

STATEMENT OF DEVELOPMENT EXPENDITURE FOR THE YEAR TO 31ST MARCH, 2019

(Figures in Pula)

		REVISED TOTAL ESTIMATED COSTS (TEC) 2017-2023	ACTUAL EXPENDITURE PREVIOUS YEARS	ACTUAL EXPENDITURE 2018-2019	TOTAL EXPENDITURE TO 31-MAR-2019	UNEXPENDED BALANCE OF TEC OVER + OR UNDER -
Ministry	0500	Ministry of Agricultural Development and Food Security				
Department	0503	Department of Crop Production and Forestry				
Project	11111	Agriculture Support Schemes				
43678	Strategic Grain Reserve	97,000,000	0	0	0	-97,000,000
43679	Integrated Support Programme for Arable Agriculture Development	3,091,084,104	750,154,700	489,503,087	1,239,657,787	-1,851,426,317
43706	LIMID Phase II	458,000,000	82,249,074	90,755,330	173,004,404	-284,995,596
43746	Agricultural Service Support Programme (ASSP)	163,000,000	20,068,202	13,276,394	33,344,595	-129,655,405
43800	Agriculture Support Schemes - Livestock Support	92,000,000	0	41,090,586	41,090,586	-50,909,414
PROJECT TOTAL		3,901,084,104	852,471,976	634,625,396	1,487,097,373	-2,413,986,731
Project	11113	Crop Production and Protection				
43487	Impts to Disease Control-Electrification of Main Gates	1,400,000	0	0	0	-1,400,000
43638	Ministry of Agricultural Development and Food Security Housing	50,400,000	0	0	0	-50,400,000
43671	Pandamatenga Infrastructure Project	21,209,085	10,105,636	17,674,208	27,779,844	6,570,759
43697	Pandamatenga Agricultural Infrastructure Development Project	70,000,000	45,907,129	70,000,000	115,907,129	45,907,129
43748	Management and Disposal of Obsolete Pesticide Waste	9,500,000	418,022	4,044,490	4,462,512	-5,037,488
43752	Integrated offices at Extension Areas	82,600,000	0	0	0	-82,600,000
43755	Zambezi Agro Commercial Development Project	358,470,000	0	0	0	-358,470,000
43758	Chobe Zambezi	11,950,000	0	0	0	-11,950,000
PROJECT TOTAL		605,529,085	56,430,787	91,718,698	148,149,485	-457,379,600
Project	11114	MoA Infrastructure Development				
43487	Impts to Disease Control-Electrification of Main Gates	5,600,000	49,896	1,449,322	1,499,218	-4,100,783
43640	Botswana University of Agriculture and Natural Resources	23,500,000	0	0	0	-23,500,000
43671	Pandamatenga Infrastructure Project	24,390,915	2,980,038	0	2,980,038	-21,410,877
43697	Pandamatenga Agricultural Infrastructure Development Project	60,000,000	0	0	0	-60,000,000
PROJECT TOTAL		113,490,915	3,029,934	1,449,322	4,479,255	-109,011,660
DEPARTMENT TOTAL		4,620,104,104	911,932,697	727,793,416	1,639,726,113	-2,980,377,991

STATEMENT OF DEVELOPMENT EXPENDITURE FOR THE YEAR TO 31ST MARCH, 2019

(Figures in Pula)

			REVISED TOTAL ESTIMATED COSTS (TEC) 2017-2023	ACTUAL EXPENDITURE PREVIOUS YEARS	ACTUAL EXPENDITURE 2018-2019	TOTAL EXPENDITURE TO 31-MAR-2019	UNEXPENDED BALANCE OF TEC OVER + OR UNDER -
Ministry	0500	Ministry of Agricultural Development and Food Security					
Department	0504	Department of Agricultural Research					
Project	11113	Crop Production and Protection					
43751	Sebele infrastructure		42,800,000	0	0	0	-42,800,000
	PROJECT TOTAL		42,800,000	0	0	0	-42,800,000
Project	11114	MoA Infrastructure Development					
43751	Sebele infrastructure		75,400,000	0	0	0	-75,400,000
	PROJECT TOTAL		75,400,000	0	0	0	-75,400,000
Project	11115	Research Support Programme					
43748	Management and Disposal of Obsolote Pesticide Waste		9,400,000	0	0	0	-9,400,000
43757	Merging NARDI/NFTRC		304,200,000	15,000,000	12,400,000	27,400,000	-276,800,000
	PROJECT TOTAL		313,600,000	15,000,000	12,400,000	27,400,000	-286,200,000
	DEPARTMENT TOTAL		431,800,000	15,000,000	12,400,000	27,400,000	-404,400,000

STATEMENT OF DEVELOPMENT EXPENDITURE FOR THE YEAR TO 31ST MARCH, 2019

(Figures in Pula)

			REVISED TOTAL ESTIMATED COSTS (TEC) 2017-2023	ACTUAL EXPENDITURE PREVIOUS YEARS	ACTUAL EXPENDITURE 2018-2019	TOTAL EXPENDITURE TO 31-MAR-2019	UNEXPENDED BALANCE OF TEC OVER + OR UNDER -
Ministry	0500	Ministry of Agricultural Development and Food Security					
Department	0506	Botswana College of Agriculture					
Project	11114	MoA Infrastructure Development					
43640	Botswana University of Agriculture and Natural Resources		523,100,000	23,500,000	73,800,000	97,300,000	-425,800,000
	PROJECT TOTAL		523,100,000	23,500,000	73,800,000	97,300,000	-425,800,000
	DEPARTMENT TOTAL		523,100,000	23,500,000	73,800,000	97,300,000	-425,800,000

STATEMENT OF DEVELOPMENT EXPENDITURE FOR THE YEAR TO 31ST MARCH, 2019

(Figures in Pula)

		REVISED TOTAL ESTIMATED COSTS (TEC) 2017-2023	ACTUAL EXPENDITURE PREVIOUS YEARS	ACTUAL EXPENDITURE 2018-2019	TOTAL EXPENDITURE TO 31-MAR-2019	UNEXPENDED BALANCE OF TEC OVER + OR UNDER -
Ministry	0500	Ministry of Agricultural Development and Food Security				
Department	0507	Department of Animal Production				
Project	11113	Crop Production and Protection				
43753	Pitsane Dairy Plant	1,880,000	0	0	0	-1,880,000
43754	Electrification of Ramatlama (PTF)	10,414,000	0	0	0	-10,414,000
PROJECT TOTAL		12,294,000	0	0	0	-12,294,000
Project	11114	MoA Infrastructure Development				
43753	Pitsane Dairy Plant	1,120,000	0	0	0	-1,120,000
43754	Electrification of Ramatlama (PTF)	0	80	0	80	80
PROJECT TOTAL		1,120,000	80	0	80	-1,119,920
DEPARTMENT TOTAL		13,414,000	80	0	80	-13,413,920

STATEMENT OF DEVELOPMENT EXPENDITURE FOR THE YEAR TO 31ST MARCH, 2019

(Figures in Pula)

		REVISED TOTAL ESTIMATED COSTS (TEC) 2017-2023	ACTUAL EXPENDITURE PREVIOUS YEARS	ACTUAL EXPENDITURE 2018-2019	TOTAL EXPENDITURE TO 31-MAR-2019	UNEXPENDED BALANCE OF TEC OVER + OR UNDER -
Ministry	0500	Ministry of Agricultural Development and Food Security				
Department	0510	Department of Veterinary Services				
Project	11112	Animal Diseases Control Emergency Programme				
43651	Control & Eradication of Foot & Mouth Disease	120,540,000	6,140,204	33,723,706	39,863,910	-80,676,090
43756	Emergency and Disease Control	40,600,000	13,919,577	5,184,407	19,103,985	-21,496,015
	PROJECT TOTAL	161,140,000	20,059,781	38,908,113	58,967,895	-102,172,105
	DEPARTMENT TOTAL	161,140,000	20,059,781	38,908,113	58,967,895	-102,172,105
	MINISTRY TOTAL	7,460,558,104	1,004,283,471	1,706,242,581	2,710,526,052	-4,750,032,052

STATEMENT OF DEVELOPMENT EXPENDITURE FOR THE YEAR TO 31ST MARCH, 2019

(Figures in Pula)

		REVISED TOTAL ESTIMATED COSTS (TEC) 2017-2023	ACTUAL EXPENDITURE PREVIOUS YEARS	ACTUAL EXPENDITURE 2018-2019	TOTAL EXPENDITURE TO 31-MAR-2019	UNEXPENDED BALANCE OF TEC OVER + OR UNDER -
Ministry	0600	Ministry of Basic Education				
Department	0601	Headquarters (MOBE)				
Project	11161	MoBE Computerisation				
44222	MoE Computerisation- Equipment	91,064,400	164,668	15,377,337	15,542,005	-75,522,395
44224	MoE Computerisation - Networking	58,801,088	0	0	0	-58,801,088
44314	Education Information System	20,000,000	0	0	0	-20,000,000
44487	Education Data Network	60,000,000	0	0	0	-60,000,000
PROJECT TOTAL		229,865,488	164,668	15,377,337	15,542,005	-214,323,483
Project	11163	Special Education				
44376	Curriculum Development and Evaluation Building	6,000,000	0	0	0	-6,000,000
44379	Maun Severe and Multiple Disabilities Centre	193,000,001	0	1,073,255	1,073,255	-191,926,746
44485	Learner Assessment Centre	21,000,000	0	0	0	-21,000,000
44488	Sheltered Workshop for Learners with Disability	10,000,000	0	0	0	-10,000,000
PROJECT TOTAL		230,000,001	0	1,073,255	1,073,255	-228,926,746
Project	11164	MoBE Consultancies				
44319	MoE Consultancies - National Literacy Survey	4,000,000	0	0	0	-4,000,000
44367	Evaluation of Senior Secondary Curriculum	72,414,000	23,069,760	7,940,860	31,010,620	-41,403,380
44418	Development of Psychometric Tests	16,100,000	7,896	759,500	767,396	-15,332,604
44431	Post Literacy Skills Training	8,500,000	0	0	0	-8,500,000
44447	Streamlining of Emotional Intelligence	1,886,000	181,546	129,912	311,457	-1,574,543
PROJECT TOTAL		102,900,000	23,259,202	8,830,272	32,089,474	-70,810,526
Project	11165	Botswana Examination Council (BEC)				
44430	Botswana National Examinations Processing System	1,000,000	0	0	0	-1,000,000
44486	BEC Transformation Project	9,000,000	0	5,000,000	5,000,000	-4,000,000
PROJECT TOTAL		10,000,000	0	5,000,000	5,000,000	-5,000,000

STATEMENT OF DEVELOPMENT EXPENDITURE FOR THE YEAR TO 31ST MARCH, 2019

(Figures in Pula)

		REVISED TOTAL ESTIMATED COSTS (TEC) 2017-2023	ACTUAL EXPENDITURE PREVIOUS YEARS	ACTUAL EXPENDITURE 2018-2019	TOTAL EXPENDITURE TO 31-MAR-2019	UNEXPENDED BALANCE OF TEC OVER + OR UNDER -
Ministry	0600	Ministry of Basic Education				
Department	0601	Headquarters (MOBE)				
Project	11166	Education Facilities				
44367	Evaluation of Senior Secondary Curriculum	1,000,000	0	0	0	-1,000,000
44376	Curriculum Development and Evaluation Building	3,000,000	0	0	0	-3,000,000
	PROJECT TOTAL	4,000,000	0	0	0	-4,000,000
DEPARTMENT TOTAL		576,765,489	23,423,870	30,280,863	53,704,733	-523,060,756

STATEMENT OF DEVELOPMENT EXPENDITURE FOR THE YEAR TO 31ST MARCH, 2019

(Figures in Pula)

		REVISED TOTAL ESTIMATED COSTS (TEC) 2017-2023	ACTUAL EXPENDITURE PREVIOUS YEARS	ACTUAL EXPENDITURE 2018-2019	TOTAL EXPENDITURE TO 31-MAR-2019	UNEXPENDED BALANCE OF TEC OVER + OR UNDER -
Ministry	0600	Ministry of Basic Education				
Department	0608	Department of Secondary Education				
Project	11162	Secondary Education				
44328	Secondary Schools - CJSS Upgrading - Power	204,348,658	13,405,727	0	13,405,727	-190,942,932
44394	CJSS Expansion Programme	10,000,000	530,345	0	530,345	-9,469,655
44410	Maun Junior Secondary School	149,170,932	51,544,904	19,642,102	71,187,006	-77,983,926
44411	Francistown Junior Secondary School	64,814,393	24,366,074	8,544,236	32,910,309	-31,904,083
44450	CJSS Maintenance	16,000,000	6,833,999	884,377	7,718,376	-8,281,625
44454	Staff Housing-Secondary	79,270,737	3,424,793	18,724,299	22,149,092	-57,121,645
44475	Tsabong Unified School	65,034,785	34,774,546	20,362,234	55,136,780	-9,898,005
44476	Mahupu Unified School	117,703,898	62,876,889	20,828,835	83,705,724	-33,998,174
44477	ESP-Secondary Schools Expansion	883,083,653	160,280,192	61,736,202	222,016,394	-661,067,259
44478	ESP-Construction of staff houses	449,159,952	118,168,679	92,384,564	210,553,243	-238,606,709
44479	ESP-CJSS Maintenance	649,185,607	7,547,814	95,023,091	102,570,905	-546,614,702
44491	Staff Houses - Lehutshelo	30,000,000	0	0	0	-30,000,000
44492	Staff Houses - Lehututu	30,000,000	0	0	0	-30,000,000
44493	Furniture and Equipment	25,000,000	0	1,970,293	1,970,293	-23,029,707
PROJECT TOTAL		2,772,772,614	483,753,961	340,100,231	823,854,192	-1,948,918,422
DEPARTMENT TOTAL		2,772,772,614	483,753,961	340,100,231	823,854,192	-1,948,918,422
MINISTRY TOTAL		3,349,538,103	507,177,831	370,381,094	877,558,925	-2,471,979,178

STATEMENT OF DEVELOPMENT EXPENDITURE FOR THE YEAR TO 31ST MARCH, 2019

(Figures in Pula)

		REVISED TOTAL ESTIMATED COSTS (TEC) 2017-2023	ACTUAL EXPENDITURE PREVIOUS YEARS	ACTUAL EXPENDITURE 2018-2019	TOTAL EXPENDITURE TO 31-MAR-2019	UNEXPENDED BALANCE OF TEC OVER + OR UNDER -
Ministry	0700	Ministry of Investment, Trade and Industry				
Department	0701	Headquarters (MITI)				
Project	11211	MITI Infrastructure Development				
45196	Leather Park Project-Common Effluent Treatment Plant	215,063,000	9,736,501	0	9,736,501	-205,326,499
45199	Special Economic Zones	131,106,746	35,000,000	18,000,000	53,000,000	-78,106,746
45204	Special Economic Zones - Common Facilities	501,613,254	0	0	0	-501,613,254
	PROJECT TOTAL	847,783,000	44,736,501	18,000,000	62,736,501	-785,046,499
Project	11212	MITI Computerisation				
45102	MTI Systems Development	4,925,000	224,545	0	224,545	-4,700,456
	PROJECT TOTAL	4,925,000	224,545	0	224,545	-4,700,456
Project	11213	Doing Business Reforms				
45197	Botswana Economic Diversification and Competitiveness Programme	12,000,000	0	0	0	-12,000,000
45202	Establishment of Competition and Consumer Tribunal	16,000,000	0	0	0	-16,000,000
45203	Establishment of Consumer Protection Unit	19,000,000	0	0	0	-19,000,000
45205	Enterprise Competitiveness	50,000,000	0	10,000,000	10,000,000	-40,000,000
45206	Doing Business Reforms Roadmap	12,000,000	646,290	123,399	769,689	-11,230,311
45207	Implementation of Botswana Financial Inclusion Strategy	4,000,000	0	0	0	-4,000,000
45209	Implementation of the ETA National plan	1,250,000	0	0	0	-1,250,000
45210	SADC trade related Facility	11,720,000	0	5,926,314	5,926,314	-5,793,686
	PROJECT TOTAL	125,970,000	646,290	16,049,713	16,696,003	-109,273,997
	DEPARTMENT TOTAL	978,678,000	45,607,336	34,049,713	79,657,048	-899,020,952
	MINISTRY TOTAL	978,678,000	45,607,336	34,049,713	79,657,048	-899,020,952

STATEMENT OF DEVELOPMENT EXPENDITURE FOR THE YEAR TO 31ST MARCH, 2019

(Figures in Pula)

		REVISED TOTAL ESTIMATED COSTS (TEC) 2017-2023	ACTUAL EXPENDITURE PREVIOUS YEARS	ACTUAL EXPENDITURE 2018-2019	TOTAL EXPENDITURE TO 31-MAR-2019	UNEXPENDED BALANCE OF TEC OVER + OR UNDER -
Ministry	0800	Ministry of Local Government and Rural Development				
Department	0801	Headquarters (MLG&RD)				
Project	11232	Local Government Infrastructure				
46949	Valuation of property rates - Phase II	40,000,000	0	0	0	-40,000,000
	PROJECT TOTAL	40,000,000	0	0	0	-40,000,000
	DEPARTMENT TOTAL	40,000,000	0	0	0	-40,000,000

STATEMENT OF DEVELOPMENT EXPENDITURE FOR THE YEAR TO 31ST MARCH, 2019

(Figures in Pula)

		REVISED TOTAL ESTIMATED COSTS (TEC) 2017-2023	ACTUAL EXPENDITURE PREVIOUS YEARS	ACTUAL EXPENDITURE 2018-2019	TOTAL EXPENDITURE TO 31-MAR-2019	UNEXPENDED BALANCE OF TEC OVER + OR UNDER -
Ministry	0800	Ministry of Local Government and Rural Development				
Department	0804	Department of Local Governance and Development Planning				
Project	11231	Social Welfare Programmes				
45694	Labour Intensive Public - Drought Relief Projects	2,742,500,000	572,430,455	625,914,710	1,198,345,165	-1,544,154,835
46966	Ipelegeng Relief Programme - Drought Relief	110,000,000	0	109,999,990	109,999,990	-10
46967	Ipelegeng Relief Programme - Gaborone	18,097,467	0	0	0	-18,097,467
46968	Ipelegeng Relief Programme - Jwaneng	2,770,780	0	0	0	-2,770,780
46969	Ipelegeng Relief Programme - Lobatse	8,224,337	0	0	0	-8,224,337
46970	Ipelegeng Relief Programme - Francistown	21,010,639	0	0	0	-21,010,639
46971	Ipelegeng Relief Programme - Central	182,209,387	0	0	0	-182,209,387
46972	Ipelegeng Relief Programme - South East	15,134,061	0	0	0	-15,134,061
46973	Ipelegeng Relief Programme - Ghanzi	32,662,841	0	0	0	-32,662,841
46974	Ipelegeng Relief Programme - Kweneng	73,259,516	0	0	0	-73,259,516
46975	Ipelegeng Relief Programme - North West	65,637,669	0	0	0	-65,637,669
46976	Ipelegeng Relief Programme - North East	16,005,036	0	0	0	-16,005,036
46977	Ipelegeng Relief Programme - Southern	57,004,559	0	0	0	-57,004,559
46978	Ipelegeng Relief Programme - Chobe	6,298,447	0	0	0	-6,298,447
46979	Ipelegeng Relief Programme - Sowa	627,918	0	0	0	-627,918
46980	Ipelegeng Relief Programme - Selibe Phikwe	13,279,363	0	0	0	-13,279,363
46981	Ipelegeng Relief Programme - Kgalagadi	34,196,163	0	0	0	-34,196,163
46982	Ipelegeng Relief Programme - Kgatleng	15,660,748	0	0	0	-15,660,748
47025	Ipelegeng Relief Programme - Headquarters	72,921,068	0	0	0	-72,921,068
PROJECT TOTAL		3,487,500,000	572,430,455	735,914,700	1,308,345,155	-2,179,154,845
DEPARTMENT TOTAL		3,487,500,000	572,430,455	735,914,700	1,308,345,155	-2,179,154,845

STATEMENT OF DEVELOPMENT EXPENDITURE FOR THE YEAR TO 31ST MARCH, 2019

(Figures in Pula)

			REVISED TOTAL ESTIMATED COSTS (TEC) 2017-2023	ACTUAL EXPENDITURE PREVIOUS YEARS	ACTUAL EXPENDITURE 2018-2019	TOTAL EXPENDITURE TO 31-MAR-2019	UNEXPENDED BALANCE OF TEC OVER + OR UNDER -
Ministry	0800	Ministry of Local Government and Rural Development					
Department	0806	Department of Primary Health Care Services					
Project	11232	Local Government Infrastructure					
46962	Gaborone Transfer Station and Waste Sourcing Center		24,000,000	0	0	0	-24,000,000
	PROJECT TOTAL		24,000,000	0	0	0	-24,000,000
	DEPARTMENT TOTAL		24,000,000	0	0	0	-24,000,000

STATEMENT OF DEVELOPMENT EXPENDITURE FOR THE YEAR TO 31ST MARCH, 2019

(Figures in Pula)

		REVISED TOTAL ESTIMATED COSTS (TEC) 2017-2023	ACTUAL EXPENDITURE PREVIOUS YEARS	ACTUAL EXPENDITURE 2018-2019	TOTAL EXPENDITURE TO 31-MAR-2019	UNEXPENDED BALANCE OF TEC OVER + OR UNDER -
Ministry	0800	Ministry of Local Government and Rural Development				
Department	0809	Department of Tribal Administration				
Project	11234	Tribal Administration Infrastructure Development				
45897	Customary Courts - Electrification of	22,000,000	0	0	0	-22,000,000
46939	Construction of Tribal Administration Offices -North West	34,735,085	2,590,527	0	2,590,527	-32,144,558
46940	Construction of Tribal Administration Offices ? Kgalagadi	21,461,016	1,311,040	0	1,311,040	-20,149,976
46941	Construction of Tribal Administration Offices ? Southern	36,923,403	4,694,375	0	4,694,375	-32,229,028
46942	Construction of Tribal Administration Offices ? North East	32,188,709	1,455,239	0	1,455,239	-30,733,470
46943	Construction of Tribal Administration Offices ? Gaborone	9,198,210	660,828	0	660,828	-8,537,382
46944	Construction of Tribal Administration Offices- Chobe	20,245,000	982,018	0	982,018	-19,262,982
46945	Construction of Tribal Administration Offices ? Central	40,144,400	7,647,200	0	7,647,200	-32,497,200
46946	Construction of Tribal Administration Offices ? Kweneng	34,469,212	1,947,560	0	1,947,560	-32,521,652
46947	Construction of Tribal Administration Offices -Ghanzi	32,423,411	867,629	0	867,629	-31,555,782
46948	Construction of Tribal Administration Offices -Kgatleng	10,975,000	0	0	0	-10,975,000
46955	Construction & Supervision of Customary Courts Mochudi	45,000,000	0	0	0	-45,000,000
46956	Construction & Supervision of Motswedi Customary Courts - Lobatse	30,000,000	0	0	0	-30,000,000
46957	Construction & Supervision of Tatitown Customary Courts Type-III	30,000,000	0	0	0	-30,000,000
46958	Construction & Supervision of Maun Customary Courts	20,000,000	0	0	0	-20,000,000
46959	Construction & Supervision of Molepolole Customary Courts	20,000,000	0	0	0	-20,000,000

STATEMENT OF DEVELOPMENT EXPENDITURE FOR THE YEAR TO 31ST MARCH, 2019

(Figures in Pula)

Ministry	0800	Ministry of Local Government and Rural Development				
Department	0809	Department of Tribal Administration				
Project	11234	Tribal Administration Infrastructure Development				
46960	Construction & Supervision of Ramotswa Customary Courts	20,000,000	0	0	0	-20,000,000
46961	Construction & Supervision of Letlhakeng Customary Courts	20,000,000	0	0	0	-20,000,000
46963	Construction & Supervision of Serowe Customary Courts	20,000,000	0	0	0	-20,000,000
46965	Construction of Tribal Administration Offices	40,000,000	0	10,708,752	10,708,752	-29,291,248
PROJECT TOTAL		539,763,446	22,156,416	10,708,752	32,865,168	-506,898,278
DEPARTMENT TOTAL		539,763,446	22,156,416	10,708,752	32,865,168	-506,898,278

STATEMENT OF DEVELOPMENT EXPENDITURE FOR THE YEAR TO 31ST MARCH, 2019

(Figures in Pula)

		REVISED TOTAL ESTIMATED COSTS (TEC) 2017-2023	ACTUAL EXPENDITURE PREVIOUS YEARS	ACTUAL EXPENDITURE 2018-2019	TOTAL EXPENDITURE TO 31-MAR-2019	UNEXPENDED BALANCE OF TEC OVER + OR UNDER -
Ministry	0800	Ministry of Local Government and Rural Development				
Department	0810	Department of Local Government Technical Services				
Project	11232	Local Government Infrastructure				
46602	Construction of 20km roads in Lethakeng	29,793,108	27,298,681	0	27,298,681	-2,494,427
46932	Gabane Storm water drainage & Internal Roads	270,000,000	72,600,000	104,000,000	176,600,000	-93,400,000
46933	Tutume Storm water drainage & Internal Roads	341,460,578	61,160,578	102,000,000	163,160,578	-178,300,000
46934	Kang Storm water drainage & Internal Roads	256,919,002	64,419,002	79,000,000	143,419,002	-113,500,000
	PROJECT TOTAL	898,172,688	225,478,261	285,000,000	510,478,261	-387,694,427
Project	11233	Development of Primary Education Services				
43729	Gaborone-Primary Schools Facilities Backlog Eradication Project	33,118,935	7,966,065	10,194,857	18,160,922	-14,958,013
43730	Jwaneng- Primary Schools Facilities Backlog Eradication Project	13,667,866	7,228,139	2,448,139	9,676,278	-3,991,588
43731	Lobatse- Primary Schools Facilities Backlog Eradication Project	7,791,154	1,400,000	1,849,385	3,249,385	-4,541,769
43732	Francistown- Primary Schools Facilities Backlog Eradication Project	65,926,970	13,876,099	18,443,458	32,319,557	-33,607,413
43733	Central- Primary Schools Facilities Backlog Eradication Project	210,400,805	48,828,871	96,455,694	145,284,565	-65,116,240
43734	South East- Primary Schools Facilities Backlog Eradication Project	34,101,500	13,172,154	2,182,482	15,354,636	-18,746,864
43735	Ghanzi- Primary Schools Facilities Backlog Eradication Project	42,771,363	4,000,000	17,321,281	21,321,281	-21,450,082
43736	Kgalagadi- Primary Schools Facilities Backlog Eradication Project	31,066,418	15,526,261	430,893	15,957,154	-15,109,264
43737	Kweneng- Primary Schools Facilities Backlog Eradication Project	77,642,290	13,409,707	26,447,568	39,857,275	-37,785,015
43738	North West- Primary Schools Facilities Backlog Eradication Project	120,059,565	43,476,278	190,495	43,666,773	-76,392,792
43739	North East- Primary Schools Facilities Backlog Eradication Project	51,579,998	16,456,609	5,466,321	21,922,930	-29,657,068
43740	Sowa- Primary Schools Facilities Backlog Eradication Project	14,459,202	0	0	0	-14,459,202
43741	Southern- Primary Schools Facilities Backlog Eradication Project	45,466,433	24,981,882	785,875	25,767,757	-19,698,676

STATEMENT OF DEVELOPMENT EXPENDITURE FOR THE YEAR TO 31ST MARCH, 2019

(Figures in Pula)

		REVISED TOTAL ESTIMATED COSTS (TEC) 2017-2023	ACTUAL EXPENDITURE PREVIOUS YEARS	ACTUAL EXPENDITURE 2018-2019	TOTAL EXPENDITURE TO 31-MAR-2019	UNEXPENDED BALANCE OF TEC OVER + OR UNDER -
Ministry	0800	Ministry of Local Government and Rural Development				
Department	0810	Department of Local Government Technical Services				
Project	11233	Development of Primary Education Services				
43742	Kgatlang- Primary Schools Facilities Backlog Eradication Project	72,750,000	18,085,401	22,952,442	41,037,843	-31,712,157
43743	Chobe- Primary Schools Facilities Backlog Eradication Project	28,722,521	7,423,715	6,508,097	13,931,812	-14,790,709
43744	Selibe Phikwe- Primary Schools Facilities Backlog Eradication Project	32,541,650	10,677,717	4,989,660	15,667,377	-16,874,273
45667	MLG-Primary School Facilities Backlog Erad. Project	6,800,000	759,924	448,555	1,208,478	-5,591,522
46964	Primary School Maintenance	63,387,606	0	75,602,913	75,602,913	12,215,307
47026	Primary Schools Maintenance- Sowa	2,305,207	0	0	0	-2,305,207
PROJECT TOTAL		954,559,483	247,268,821	292,718,115	539,986,936	-414,572,547
DEPARTMENT TOTAL		1,852,732,171	472,747,082	577,718,115	1,050,465,197	-802,266,974

STATEMENT OF DEVELOPMENT EXPENDITURE FOR THE YEAR TO 31ST MARCH, 2019

(Figures in Pula)

		REVISED TOTAL ESTIMATED COSTS (TEC) 2017-2023	ACTUAL EXPENDITURE PREVIOUS YEARS	ACTUAL EXPENDITURE 2018-2019	TOTAL EXPENDITURE TO 31-MAR-2019	UNEXPENDED BALANCE OF TEC OVER + OR UNDER -
Ministry	0800	Ministry of Local Government and Rural Development				
Department	0814	Department of Social Protection				
Project	11231	Social Welfare Programmes				
46734	Countrywide destitute Housing programme	300,000,000	56,383,120	59,345,000	115,728,120	-184,271,880
46951	Development of smart card	32,500,000	0	0	0	-32,500,000
46952	Single Registry	13,000,000	0	394,164	394,164	-12,605,836
46999	Destitute Housing - Gaborone	160,000	0	0	0	-160,000
47000	Destitute Housing - Jwaneng	270,000	0	0	0	-270,000
47001	Destitute Housing - Lobatse	220,000	0	0	0	-220,000
47002	Destitute Housing - Francistown	450,000	0	0	0	-450,000
47003	Destitute Housing - Central	12,000,000	0	0	0	-12,000,000
47004	Destitute Housing - South East	1,350,000	0	0	0	-1,350,000
47005	Destitute Housing - Ghanzi	8,000,000	0	0	0	-8,000,000
47006	Destitute Housing - Kweneng	6,300,000	0	0	0	-6,300,000
47007	Destitute Housing - North West	10,200,000	0	0	0	-10,200,000
47008	Destitute Housing - North East	4,050,000	0	0	0	-4,050,000
47009	Destitute Housing - Southren	7,200,000	0	0	0	-7,200,000
47010	Destitute Housing - Chobe	2,000,000	0	0	0	-2,000,000
47012	Destitute Housing - Selibe Phikwe	180,000	0	0	0	-180,000
47013	Destitute Housing - Kgalagadi	6,000,000	0	0	0	-6,000,000
47014	Destitute Housing - Kgatleng	1,620,000	0	0	0	-1,620,000
PROJECT TOTAL		405,500,000	56,383,120	59,739,164	116,122,284	-289,377,716
DEPARTMENT TOTAL		405,500,000	56,383,120	59,739,164	116,122,284	-289,377,716

STATEMENT OF DEVELOPMENT EXPENDITURE FOR THE YEAR TO 31ST MARCH, 2019

(Figures in Pula)

		REVISED TOTAL ESTIMATED COSTS (TEC) 2017-2023	ACTUAL EXPENDITURE PREVIOUS YEARS	ACTUAL EXPENDITURE 2018-2019	TOTAL EXPENDITURE TO 31-MAR-2019	UNEXPENDED BALANCE OF TEC OVER + OR UNDER -
Ministry	0800	Ministry of Local Government and Rural Development				
Department	0815	Department of Community Development				
Project	11231	Social Welfare Programmes				
46924	Countrywide Community Development	14,650,000	1,880,000	2,000,000	3,880,000	-10,770,000
46929	Construction of Destitute Housing - RADP	197,600,000	37,599,997	37,599,999	75,199,996	-122,400,005
46953	RADP-Early Childhood	48,000,000	0	0	0	-48,000,000
46954	Community Projects	1,030,000,000	570,000,000	316,472,450	886,472,450	-143,527,550
46983	Constituency Community Projects - Gaborone	50,000,000	0	0	0	-50,000,000
46984	Constituency Community Projects - Jwaneng	5,000,000	0	0	0	-5,000,000
46985	Constituency Community Projects - Lobatse	10,000,000	0	0	0	-10,000,000
46986	Constituency Community Projects - Francistown	30,000,000	0	0	0	-30,000,000
46987	Constituency Community Projects - Central	169,000,000	0	0	0	-169,000,000
46988	Constituency Community Projects - South East	20,000,000	0	0	0	-20,000,000
46989	Constituency Community Projects - Ghanzi	20,000,000	0	0	0	-20,000,000
46990	Constituency Community Projects - Kweneng	80,000,000	0	0	0	-80,000,000
46991	Constituency Community Projects - North West	40,000,000	0	0	0	-40,000,000
46992	Constituency Community Projects - North East	20,000,000	0	0	0	-20,000,000
46993	Constituency Community Projects - Southern	55,000,000	0	0	0	-55,000,000
46994	Constituency Community Projects - Chobe	10,000,000	0	0	0	-10,000,000
46995	Constituency Community Projects - Sowa	1,000,000	0	0	0	-1,000,000
46996	Constituency Community Projects - Selibe Phikwe	20,000,000	0	0	0	-20,000,000
46997	Constituency Community Projects - Kgalagadi	20,000,000	0	0	0	-20,000,000
46998	Constituency Community Projects - Kgatleng	20,000,000	0	0	0	-20,000,000
47015	RADP Destitute Housing - Central	16,438,593	0	0	0	-16,438,593
47016	RADP Destitute Housing - Ghanzi	6,937,707	0	0	0	-6,937,707
47017	RADP Destitute Housing - Kweneng	3,828,579	0	0	0	-3,828,579
47018	RADP Destitute Housing - North West	5,822,413	0	0	0	-5,822,413

STATEMENT OF DEVELOPMENT EXPENDITURE FOR THE YEAR TO 31ST MARCH, 2019

(Figures in Pula)

		REVISED TOTAL ESTIMATED COSTS (TEC) 2017-2023	ACTUAL EXPENDITURE PREVIOUS YEARS	ACTUAL EXPENDITURE 2018-2019	TOTAL EXPENDITURE TO 31-MAR-2019	UNEXPENDED BALANCE OF TEC OVER + OR UNDER -
Ministry	0800	Ministry of Local Government and Rural Development				
Department	0815	Department of Community Development				
Project	11231	Social Welfare Programmes				
47019	RADP Destitute Housing - Southren	3,850,000	0	0	0	-3,850,000
47020	RADP Destitute Housing - Kgalagadi	5,122,707	0	0	0	-5,122,707
47021	RADP Destitute Housing - Kgatleng	400,000	0	0	0	-400,000
47022	RADP Community Project - Central	9,000,000	0	0	0	-9,000,000
47023	RADP Community Project - Kgalagadi	500,000	0	0	0	-500,000
47024	RADP Community Project - Southren	500,000	0	0	0	-500,000
PROJECT TOTAL		1,912,650,000	609,479,997	356,072,449	965,552,445	-947,097,555
DEPARTMENT TOTAL		1,912,650,000	609,479,997	356,072,449	965,552,445	-947,097,555
MINISTRY TOTAL		8,262,145,617	1,733,197,070	1,740,153,180	3,473,350,250	-4,788,795,367

STATEMENT OF DEVELOPMENT EXPENDITURE FOR THE YEAR TO 31ST MARCH, 2019

(Figures in Pula)

		REVISED TOTAL ESTIMATED COSTS (TEC) 2017-2023	ACTUAL EXPENDITURE PREVIOUS YEARS	ACTUAL EXPENDITURE 2018-2019	TOTAL EXPENDITURE TO 31-MAR-2019	UNEXPENDED BALANCE OF TEC OVER + OR UNDER -
Ministry	1000	Ministry of Mineral Resources, Green Technology and Energy Security				
Department	1001	Headquarters (MMGE)				
Project	11281	Power Generation and Distribution				
48352	Provision of Services for The Power Supply Build Programme	67,224,679	11,820,640	0	11,820,640	-55,404,039
48422	Refurbishment of Morupule A	1,052,328,350	878,328,350	0	878,328,350	-174,000,000
48428	North West Transmission Grid	1,671,337,779	270,000,000	661,337,779	931,337,779	-740,000,000
48429	Rakola Sub-station	436,675,321	132,000,000	105,938,000	237,938,000	-198,737,321
48430	Zizabona	100,000,000	0	0	0	-100,000,000
48451	Transmission Backbone Infrastructure Reinforcements	162,000,000	0	47,000,000	47,000,000	-115,000,000
48452	Isang/Morupule B 400kV Line	489,300,000	0	0	0	-489,300,000
48453	Isang Watershed Interconnector	325,091,650	0	0	0	-325,091,650
48465	Morupule B Remedial Works	45,500,000	0	0	0	-45,500,000
PROJECT TOTAL		4,349,457,779	1,292,148,990	814,275,779	2,106,424,769	-2,243,033,010
Project	11283	Botswana Power Corporation Support				
48426	BPC Support Fund	10,000,000,000	1,457,000,000	1,100,000,000	2,557,000,000	-7,443,000,000
PROJECT TOTAL		10,000,000,000	1,457,000,000	1,100,000,000	2,557,000,000	-7,443,000,000
Project	11284	Coal Evaluation Rail Corridor				
48454	Coal Evacuation Rail Corridor Planning	500,000,000	0	0	0	-500,000,000
PROJECT TOTAL		500,000,000	0	0	0	-500,000,000
Project	11285	Mineral Resources Exploration				
48360	Identification and assessment of mineral potential of mafic, ultra-mafic and granitic complexes	19,340,000	0	0	0	-19,340,000
48427	Enhancement of NIGIS	10,756,000	0	276,000	276,000	-10,480,000
48455	Build Up Programme for Diamond Services (Diamond-Stop)	5,800,000	0	0	0	-5,800,000
48456	Base Metal Study	2,000,000	0	0	0	-2,000,000
48457	Diamond Study	40,100,000	0	0	0	-40,100,000
48458	Rehabilitation of Old Mines	7,000,000	0	0	0	-7,000,000
PROJECT TOTAL		84,996,000	0	276,000	276,000	-84,720,000

STATEMENT OF DEVELOPMENT EXPENDITURE FOR THE YEAR TO 31ST MARCH, 2019

(Figures in Pula)

		REVISED TOTAL ESTIMATED COSTS (TEC) 2017-2023	ACTUAL EXPENDITURE PREVIOUS YEARS	ACTUAL EXPENDITURE 2018-2019	TOTAL EXPENDITURE TO 31-MAR-2019	UNEXPENDED BALANCE OF TEC OVER + OR UNDER -
Ministry	1000	Ministry of Mineral Resources, Green Technology and Energy Security				
Department	1001	Headquarters (MMGE)				
Project	11289	Mineral Industry Finances				
48467	BCL Mine-Norlisk nickel Group Settlement	521,690,620	521,690,620	0	521,690,620	0
	PROJECT TOTAL	521,690,620	521,690,620	0	521,690,620	0
	DEPARTMENT TOTAL	15,456,144,399	3,270,839,610	1,914,551,779	5,185,391,389	-10,270,753,010

STATEMENT OF DEVELOPMENT EXPENDITURE FOR THE YEAR TO 31ST MARCH, 2019

(Figures in Pula)

		REVISED TOTAL ESTIMATED COSTS (TEC) 2017-2023	ACTUAL EXPENDITURE PREVIOUS YEARS	ACTUAL EXPENDITURE 2018-2019	TOTAL EXPENDITURE TO 31-MAR-2019	UNEXPENDED BALANCE OF TEC OVER + OR UNDER -
Ministry	1000	Ministry of Mineral Resources, Green Technology and Energy Security				
Department	1005	Department of Energy Affairs				
Project	11282	Rural Village Electrification and Ntework Extension				
48291	Rural Village Electrification and Network Extension	1,014,011,349	0	287,784,433	287,784,433	-726,226,916
	PROJECT TOTAL	1,014,011,349	0	287,784,433	287,784,433	-726,226,916
Project	11286	Green Technology				
48439	Jatropha Research Project 2.1 (Implementation)	49,342,011	0	779,654	779,654	-48,562,357
48459	Recapitalisation of Botswana Oil limited	1,215,640	0	0	0	-1,215,640
48460	Off Grid Solar Solution	40,000,000	0	0	0	-40,000,000
48461	Waste to Energy	11,730,000	0	96,133	96,133	-11,633,867
48462	Energy to Efficiency	5,000,000	0	0	0	-5,000,000
48463	Renewable Energy Grid tied Hybrid Power Projects Developed through IPPs	17,220,000	0	0	0	-17,220,000
48464	National Capital Accounting	12,940,000	0	618,798	618,798	-12,321,202
	PROJECT TOTAL	137,447,651	0	1,494,586	1,494,586	-135,953,065
Project	11290	National Oil Security				
48364	Oil Storage Construction	591,200,000	0	591,200,000	591,200,000	0
48459	Recapitalisation of Botswana Oil limited	50,000,000	0	0	0	-50,000,000
48468	National Oil Security	200,000,000	0	0	0	-200,000,000
	PROJECT TOTAL	841,200,000	0	591,200,000	591,200,000	-250,000,000
	DEPARTMENT TOTAL	1,992,659,000	0	880,479,019	880,479,019	-1,112,179,981
	MINISTRY TOTAL	17,448,803,399	3,270,839,610	2,795,030,798	6,065,870,408	-11,382,932,991

STATEMENT OF DEVELOPMENT EXPENDITURE FOR THE YEAR TO 31ST MARCH, 2019

(Figures in Pula)

		REVISED TOTAL ESTIMATED COSTS (TEC) 2017-2023	ACTUAL EXPENDITURE PREVIOUS YEARS	ACTUAL EXPENDITURE 2018-2019	TOTAL EXPENDITURE TO 31-MAR-2019	UNEXPENDED BALANCE OF TEC OVER + OR UNDER -
Ministry	1100	Ministry of Health and Wellness				
Department	1101	Headquarters (MoHW)				
Project	11331	MoHW Consultancies				
49240	Health Care Standards	7,500,000	876,317	692,591	1,568,907	-5,931,093
49416	Primary Health Screening (NCD's and Nutrition)	5,180,000	0	0	0	-5,180,000
	PROJECT TOTAL	12,680,000	876,317	692,591	1,568,907	-11,111,093
Project	11334	HIV/AIDS Programmes				
49391	Civil Society driven behaviour prevention	16,000,000	14,707,436	-5,131	14,702,305	-1,297,695
49392	Epidemiology Research And Surveillance	43,342,000	12,561,453	13,313,302	25,874,755	-17,467,245
49393	Botswana National Public Health Institute	2,030,799	440,533	64,134	504,666	-1,526,133
49395	Male Circumcision	24,457,555	11,856,392	8,282,555	20,138,947	-4,318,608
49396	Pink Ribbon Red Ribbon	2,449,823	1,239,199	285,553	1,524,752	-925,071
49397	Botswana Combination Prevention Programme	14,620,349	10,467,615	3,997,111	14,464,726	-155,623
49398	CMS Logisticts and Training	11,452,012	2,925,608	0	2,925,608	-8,526,404
49399	PEPFAR Coordination	3,409,738	1,103,193	796,128	1,899,320	-1,510,418
49400	Strengthening TB & HIV AIDS Interventions	100,338,144	48,352,687	38,920,841	87,273,528	-13,064,616
49401	Country Coodinating Mechanism (CCM) Funding-09	2,835,100	487,142	924,297	1,411,439	-1,423,661
49402	UB MLS Support	711,312	597,495	0	597,495	-113,817
49403	National Survey of Life Experiences & Risk of HIV Infection Among Children (VAC)	1,626,538	1,574,683	0	1,574,683	-51,855
49404	PMTCT-ANC Surveillance	1,041,462	275,006	0	275,006	-766,456
49408	TB/HIV & IPT Support	66,462	1,001,449	0	1,001,449	934,987
49412	PEPFAR-VAT	6,768,000	0	0	0	-6,768,000
49414	TB/HIV GF-VAT	9,459,025	2,245,348	2,497,612	4,742,960	-4,716,065
49418	Support to Special Group/MARPS	4,700,600	4,698,802	0	4,698,802	-1,798
49422	Lab- Point Of Care	11,935,237	2,440,245	3,200,393	5,640,638	-6,294,599
49423	Lab- Specimen Referral Network	5,368,246	1,882,422	750,126	2,632,548	-2,735,698
49424	PMTCT-Infant Nutrition	191,226	78,960	0	78,960	-112,266
49425	Botswana Aids Impact Survey (BIAS)	6,203,065	0	54,449	54,449	-6,148,616
49426	PMTCT- eMTCT	623,146	53,745	276,444	330,189	-292,957
49435	Dukwi Refugee Camp	2,797,776	369,612	1,255,140	1,624,752	-1,173,024

STATEMENT OF DEVELOPMENT EXPENDITURE FOR THE YEAR TO 31ST MARCH, 2019

(Figures in Pula)

		REVISED TOTAL ESTIMATED COSTS (TEC) 2017-2023	ACTUAL EXPENDITURE PREVIOUS YEARS	ACTUAL EXPENDITURE 2018-2019	TOTAL EXPENDITURE TO 31-MAR-2019	UNEXPENDED BALANCE OF TEC OVER + OR UNDER -
Ministry	1100	Ministry of Health and Wellness				
Department	1101	Headquarters (MoHW)				
Project	11334	HIV/AIDS Programmes				
49439	Health Information Systems (HIS)	4,578,067	0	3,536,133	3,536,133	-1,041,934
49440	DREAMS	1,715,922	0	703,905	703,905	-1,012,017
49441	Data Quality Assessment	2,822,646	0	1,727,456	1,727,456	-1,095,190
49442	DOLUTEGRAVIR (DTG) Birth Outcome Survey	1,048,619	0	575,696	575,696	-472,923
PROJECT TOTAL		282,592,869	119,359,025	81,156,143	200,515,168	-82,077,701
Project	11335	MoHW Computerisation				
49338	Quality Information Management System	7,700,000	310,419	0	310,419	-7,389,581
49421	e-Health	28,300,000	0	0	0	-28,300,000
PROJECT TOTAL		36,000,000	310,419	0	310,419	-35,689,581
Project	11336	MoHW Fleet Expansion				
49410	Health Inspectorate Vehicles	2,327,100	965,023	314,216	1,279,240	-1,047,860
49411	Public health	1,900,000	1,794,329	0	1,794,329	-105,672
49430	Ambulances Fleet	102,472,900	0	0	0	-102,472,900
49431	Non-Ambulances Fleet	86,300,000	0	0	0	-86,300,000
PROJECT TOTAL		193,000,000	2,759,352	314,216	3,073,568	-189,926,432
Project	11337	Institute of Health Sciences				
49027	MoH Molepolole Upgrading	12,055,207	5,795,057	2,653,441	8,448,498	-3,606,709
49028	MoHSerowe Upgrading	6,158,219	1,748,184	882,983	2,631,167	-3,527,052
49030	MoH Gaborone Ihs Staff Housing	18,800,000	7,282,834	2,150,250	9,433,084	-9,366,916
PROJECT TOTAL		37,013,426	14,826,075	5,686,674	20,512,749	-16,500,677
DEPARTMENT TOTAL		561,286,295	138,131,187	87,849,625	225,980,811	-335,305,484

STATEMENT OF DEVELOPMENT EXPENDITURE FOR THE YEAR TO 31ST MARCH, 2019

(Figures in Pula)

		REVISED TOTAL ESTIMATED COSTS (TEC) 2017-2023	ACTUAL EXPENDITURE PREVIOUS YEARS	ACTUAL EXPENDITURE 2018-2019	TOTAL EXPENDITURE TO 31-MAR-2019	UNEXPENDED BALANCE OF TEC OVER + OR UNDER -
Ministry	1100	Ministry of Health and Wellness				
Department	1108	Department of Clinical Services				
Project	11332	Primary Health Care Services				
49243	Electrification of Primary Health Facilities	27,720,000	1,309,032	12,820	1,321,852	-26,398,148
49250	Upgrading to a Primary Hospital Level 1-Lerala Clinic	6,500,000	0	0	0	-6,500,000
49252	Upgrading to Clinic Without Maternity-Paje H/Post	2,200,000	0	0	0	-2,200,000
49255	Construction of Kachikau clinic	17,340,000	3,231,275	5,082,264	8,313,539	-9,026,461
49262	Upgrading to a Primary Hospital Level 1-Charleshill clinic	2,000,000	0	0	0	-2,000,000
49271	Upgrading to a Primary Hospital Level 1-Letlhakeng Clinic	28,000,000	0	1,425,426	1,425,426	-26,574,574
49285	Upgrading to a Primary Hospital Level 1-Mabutsane Clinic	2,000,000	0	0	0	-2,000,000
49290	North West Ngami Staff Housing	29,500,000	6,086,876	7,033,633	13,120,509	-16,379,491
49308	Lobatse Staff Housing	33,000,000	7,102,700	10,145,427	17,248,127	-15,751,873
49315	Upgrading to Clinic without Maternity-Mosetse H/Post	8,500,000	4,847,277	429,163	5,276,440	-3,223,560
49318	Upgrading to Clinic Without Maternity- Kauxhwi H/ Post	25,957,000	0	0	0	-25,957,000
49319	Upgrading to a Primary Hospital Level 1-Molapowabojang H/Post	2,000,000	0	0	0	-2,000,000
49321	Upgrading to Clinic With Maternity-Sepopa Clinic	534,566,000	0	0	0	-534,566,000
49337	Construction of Staff Houses	465,140,691	31,431,962	60,809,623	92,241,585	-372,899,106
49350	Upgrading to a Primary Hospital Level 1-Nata Clinic	9,315,960	84,672	169,344	254,016	-9,061,944
49352	Upgrading to a Primary Hospital Level 1-Kgwatlheng(Kanye)	1,700,000	0	0	0	-1,700,000
49361	Upgrading to Clinic without Maternity-Makgophana H/Post(Mochudi)	34,075,000	0	6,978,269	6,978,269	-27,096,731
49363	Upgrading to Clinic without Maternity-Ngarange H/Post	29,405,000	0	2,530,569	2,530,569	-26,874,431
49366	Upgrading to Clinic without Maternity- Gopong H/Post	3,760,000	0	0	0	-3,760,000
49368	Upgrading to Clinic without Maternity-Ditshegwane H/Post	3,760,000	0	0	0	-3,760,000
49369	Construction of Tswaaneng Clinic without Maternity(Goodhope)	3,760,000	0	0	0	-3,760,000
49370	Upgrading to Clinic without Maternity-Zwenshambe H/Post	7,000,000	5,722,084	0	5,722,084	-1,277,916
49372	Construction of Xhaoga Clinic without Maternity	1,000,000	0	0	0	-1,000,000
49373	Upgrading to Clinic without Maternity-Sekoma H/Post	1,000,000	0	0	0	-1,000,000

STATEMENT OF DEVELOPMENT EXPENDITURE FOR THE YEAR TO 31ST MARCH, 2019

(Figures in Pula)

		REVISED TOTAL ESTIMATED COSTS (TEC) 2017-2023	ACTUAL EXPENDITURE PREVIOUS YEARS	ACTUAL EXPENDITURE 2018-2019	TOTAL EXPENDITURE TO 31-MAR-2019	UNEXPENDED BALANCE OF TEC OVER + OR UNDER -
Ministry	1100	Ministry of Health and Wellness				
Department	1108	Department of Clinical Services				
Project	11332	Primary Health Care Services				
49374	Upgrading to a Primary Hospital Level 1-Middlepits H/Post	791,000,000	0	0	0	-791,000,000
49375	Upgrading to Clinic without Maternity- Toteng H/Post	39,105,000	0	13,358,199	13,358,199	-25,746,801
49377	Upgrading to Clinic without Maternity-D'kar H/Post	33,532,391	0	2,344,793	2,344,793	-31,187,598
49381	Upgrading to Clinic without Maternity-Matlhakola H/Post	4,700,000	0	0	0	-4,700,000
49383	Upgrading to Clinic without Maternity-Dibete H/Post	27,016,800	113,711	0	113,711	-26,903,089
49384	Construction of Semitwe Clinic without Maternity	7,000,000	4,464,265	0	4,464,265	-2,535,735
49385	Construction of Makuta Clinic without Maternity (Tutume)	635,736,398	275,999	113,805	389,805	-635,346,593
49388	Kweneng Staff Houses Package 2A	26,150,000	5,339,681	3,673,072	9,012,753	-17,137,247
49389	Kweneng Staff Houses Package 2B	29,080,000	5,933,434	2,523,828	8,457,262	-20,622,738
49417	Construction of Clinic without Maternity- in Borotsi (Mahalapye- Sefhare)	18,520,000	0	1,805,863	1,805,863	-16,714,137
49436	MoHW Houses Procurement Under POHI	55,639,760	1,627,430	0	1,627,430	-54,012,330
PROJECT TOTAL		2,946,680,000	77,570,397	118,436,098	196,006,496	-2,750,673,504
Project	11333	Hospital Services				
49059	Improvements To Hospitals - Shakawe Design Work	18,600,000	2,281,484	6,344,282	8,625,766	-9,974,234
49156	Improvements to Hospitals - Athlone Hospital Upgrading	108,240,000	0	0	0	-108,240,000
49174	Improvements to Hospitals - Shakawe Primary Hospital	410,510,074	63,808,274	97,046,187	160,854,461	-249,655,613
49177	Improvements to Hospitals - Gumare Primary Hospital Upgrading	340,415,800	55,590	217,926	273,516	-340,142,284
49179	Improvements to Hospitals - Kasane Primary Hospital Upgrading	506,600,000	0	0	0	-506,600,000
49217	Rakops Operating Theatre Upgrading	13,000,000	2,692,158	2,601,467	5,293,625	-7,706,375
49233	DRM Hospital Upgrading	502,764,000	0	0	0	-502,764,000
49336	Refurbishment of Old Hospitals	346,185,926	86,475,699	75,762,999	162,238,698	-183,947,228
49341	Shakawe Hospital Housing	3,400,000	3,335,926	0	3,335,926	-64,074
49344	Moshupa Hospital	559,920,000	10,817,351	8,775,439	19,592,790	-540,327,210
49347	Upgrading Tutume Hospital	434,771,350	381,200	0	381,200	-434,390,150

STATEMENT OF DEVELOPMENT EXPENDITURE FOR THE YEAR TO 31ST MARCH, 2019

(Figures in Pula)

		REVISED TOTAL ESTIMATED COSTS (TEC) 2017-2023	ACTUAL EXPENDITURE PREVIOUS YEARS	ACTUAL EXPENDITURE 2018-2019	TOTAL EXPENDITURE TO 31-MAR-2019	UNEXPENDED BALANCE OF TEC OVER + OR UNDER -
Ministry	1100	Ministry of Health and Wellness				
Department	1108	Department of Clinical Services				
Project	11333	Hospital Services				
49348	Upgrading Thamaga Hospital	143,480,000	0	0	0	-143,480,000
49349	Upgrading Bobonong Hospital	475,000,000	0	0	0	-475,000,000
49419	Upgrading of Mmadinare Primary Hospital	142,640,000	0	0	0	-142,640,000
49427	Lethakane Hospital Upgrading	68,208,525	0	0	0	-68,208,525
49428	Refurbishment of Goodhope Primary Hospital	150,000,000	0	0	0	-150,000,000
49429	Upgrading of Palapye Hospital	210,000,000	0	0	0	-210,000,000
49432	Upgrading of Tsabong Primary Hospital	180,000,000	0	0	0	-180,000,000
49433	Upgrading of Selibe Phikwe District Hospital	215,500,000	0	0	0	-215,500,000
49434	New Francistown District Hospital and Psychiatric	240,000,000	0	0	0	-240,000,000
PROJECT TOTAL		5,069,235,675	169,847,683	190,748,300	360,595,982	-4,708,639,693
DEPARTMENT TOTAL		8,015,915,675	247,418,080	309,184,398	556,602,478	-7,459,313,197
MINISTRY TOTAL		8,577,201,970	385,549,267	397,034,023	782,583,290	-7,794,618,680

STATEMENT OF DEVELOPMENT EXPENDITURE FOR THE YEAR TO 31ST MARCH, 2019

(Figures in Pula)

		REVISED TOTAL ESTIMATED COSTS (TEC) 2017-2023	ACTUAL EXPENDITURE PREVIOUS YEARS	ACTUAL EXPENDITURE 2018-2019	TOTAL EXPENDITURE TO 31-MAR-2019	UNEXPENDED BALANCE OF TEC OVER + OR UNDER -
Ministry	1200	Administration of Justice				
Department	1201	Administration of Justice				
Project	11381	AOJ Infrastructure				
49835	Design of High Court Division - Gaborone	2,415,000	409,444	999,999	1,409,444	-1,005,556
49840	Kanye Magistrate Court	41,851,202	24,269,930	9,337,874	33,607,804	-8,243,398
49841	Broadhurst Magistrate Court	33,597,648	24,471,628	5,687,001	30,158,629	-3,439,019
49842	Serowe Magistrate Court	55,000,000	0	0	0	-55,000,000
49853	Procurement of Vehicles	12,223,730	0	7,322,890	7,322,890	-4,900,840
49854	Law Books	9,179,439	596,884	1,419,497	2,016,381	-7,163,058
49857	Improvements to houses for magistrates	11,018,894	0	7,196,559	7,196,559	-3,822,335
49859	Maintenance of Judges houses	11,102,026	0	4,499,999	4,499,999	-6,602,027
49861	Kasane Magistrate Court	50,000,000	0	0	0	-50,000,000
49863	Temporary Office Accomodation	8,639,735	0	6,888,810	6,888,810	-1,750,925
49864	Maintenance of court facilities	108,067,624	1,982,708	15,669,449	17,652,158	-90,415,466
49866	Establishment of a Gymnasium	5,739,998	678,628	4,332,745	5,011,373	-728,625
49867	Procurement of office furniture	8,311,340	768,869	2,177,900	2,946,768	-5,364,572
PROJECT TOTAL		357,146,636	53,178,092	65,532,722	118,710,814	-238,435,822
Project	11382	AOJ Computerisation				
49834	Development of AoJ - Court Records Management	15,600,000	3,360,136	95,116	3,455,252	-12,144,748
49846	Computerisation of AOJ	8,834,300	0	679,344	679,344	-8,154,956
49847	Improvements to Library	6,306,028	0	0	0	-6,306,028
49868	Real Time Reporting Equipment	10,311,041	75,000	559,552	634,552	-9,676,489
49869	Improvements to court security	28,802,220	0	0	0	-28,802,220
PROJECT TOTAL		69,853,589	3,435,136	1,334,012	4,769,148	-65,084,441
DEPARTMENT TOTAL		427,000,225	56,613,228	66,866,734	123,479,962	-303,520,263
MINISTRY TOTAL		427,000,225	56,613,228	66,866,734	123,479,962	-303,520,263

STATEMENT OF DEVELOPMENT EXPENDITURE FOR THE YEAR TO 31ST MARCH, 2019

(Figures in Pula)

		REVISED TOTAL ESTIMATED COSTS (TEC) 2017-2023	ACTUAL EXPENDITURE PREVIOUS YEARS	ACTUAL EXPENDITURE 2018-2019	TOTAL EXPENDITURE TO 31-MAR-2019	UNEXPENDED BALANCE OF TEC OVER + OR UNDER -
Ministry	1300	Attorney General's Chambers				
Department	1301	Attorney General's Chambers				
Project	11391	AGC Infrastructure				
40250	Maun Office Block - DPP	61,809,519	2,622,732	365,137	2,987,870	-58,821,649
40251	Palapye Office Block - DPP	49,432,500	4,113,446	0	4,113,446	-45,319,054
40821	Expansion of DPP to Districts (Computers and Caravans)	232,335,000	7,752,779	2,223,814	9,976,592	-222,358,408
40823	Construction of DPP Office and Staff Housing (Maun)	88,322,981	0	0	0	-88,322,981
40824	Construction of DPP Office and Staff Housing (Palapye)	53,800,000	0	0	0	-53,800,000
PROJECT TOTAL		485,700,000	14,488,958	2,588,951	17,077,908	-468,622,092
Project	11392	Development of AGC Services				
40566	Fleet Expansion- DPP	6,777,019	6,565,368	0	6,565,368	-211,651
40822	Restructuring of AGC	2,700,000	127,179	612,418	739,598	-1,960,402
40825	Development & Implementation of Quality Management System	1,850,000	0	274,686	274,686	-1,575,314
40828	Capacity Building	9,972,981	0	0	0	-9,972,981
PROJECT TOTAL		21,300,000	6,692,547	887,104	7,579,651	-13,720,349
DEPARTMENT TOTAL		507,000,000	21,181,505	3,476,055	24,657,559	-482,342,441
MINISTRY TOTAL		507,000,000	21,181,505	3,476,055	24,657,559	-482,342,441

STATEMENT OF DEVELOPMENT EXPENDITURE FOR THE YEAR TO 31ST MARCH, 2019

(Figures in Pula)

		REVISED TOTAL ESTIMATED COSTS (TEC) 2017-2023	ACTUAL EXPENDITURE PREVIOUS YEARS	ACTUAL EXPENDITURE 2018-2019	TOTAL EXPENDITURE TO 31-MAR-2019	UNEXPENDED BALANCE OF TEC OVER + OR UNDER -
Ministry	1500	Ministry of International Affairs and Cooperation				
Department	1501	Headquarters (MIAC)				
Project	11421	MAIC Infrastructure				
49952	Construction of chancery - Addis Ababa, Ethiopia	108,076,609	272,582	10,145,210	10,417,792	-97,658,816
49958	Refurbishment of Washington D.C. Mission	19,100,000	10,098,553	4,675,488	14,774,041	-4,325,959
49960	Refurbishment of Johannesburg Mission	3,650,921	158,392	1,724,988	1,883,380	-1,767,541
49963	Refurbishment of Zimbabwe Mission	6,398,294	0	427,279	427,279	-5,971,015
49971	Renovation of Botswana High Commission properties in Pretoria	4,000,000	0	12,424	12,424	-3,987,576
49972	Purchase of Mission Properties in Germany	14,316,219	0	0	0	-14,316,219
49974	Purchase of Mission Properties in China	1,000,000	0	0	0	-1,000,000
49975	Purchase of Mission Properties in Nigeria	15,500,000	0	0	0	-15,500,000
49976	Opening of Mission in Paris	31,027,603	0	15,357,709	15,357,709	-15,669,894
49977	Opening of Mission in Angola	7,500,000	0	0	0	-7,500,000
49978	Purchase of Mission Properties in Kenya	88,018,905	0	47,281,548	47,281,548	-40,737,357
49980	Refurbishment of MIAC HQ	49,378,031	0	0	0	-49,378,031
49982	Renovation of State Guest House	786,705	0	0	0	-786,705
49983	Renovations of VVIP Lounge at SSKIA	5,000,000	0	0	0	-5,000,000
49986	Purchase of Property in Geneva, Switzerland	149,778,681	0	51,801,698	51,801,698	-97,976,983
49988	Renovation of properties in Beijing China	2,000,000	0	0	0	-2,000,000
PROJECT TOTAL		505,531,968	10,529,528	131,426,344	141,955,872	-363,576,096
DEPARTMENT TOTAL		505,531,968	10,529,528	131,426,344	141,955,872	-363,576,096
MINISTRY TOTAL		505,531,968	10,529,528	131,426,344	141,955,872	-363,576,096

STATEMENT OF DEVELOPMENT EXPENDITURE FOR THE YEAR TO 31ST MARCH, 2019

(Figures in Pula)

		REVISED TOTAL ESTIMATED COSTS (TEC) 2017-2023	ACTUAL EXPENDITURE PREVIOUS YEARS	ACTUAL EXPENDITURE 2018-2019	TOTAL EXPENDITURE TO 31-MAR-2019	UNEXPENDED BALANCE OF TEC OVER + OR UNDER -
Ministry	1600	Independent Electoral Commission				
Department	1601	Independent Electoral Commission				
Project	11431	Facilitation of Elections				
50032	Tutume IEC Office and Two Staff Houses	17,082,168	3,103,209	4,484,030	7,587,239	-9,494,929
50035	General Voter & Supplementary Registration	144,454,235	0	107,529,574	107,529,574	-36,924,661
50036	General Elections	198,248,492	0	-2,490	-2,490	-198,250,982
50039	Electronic Voting Machines	117,500,000	0	0	0	-117,500,000
PROJECT TOTAL		477,284,895	3,103,209	112,011,114	115,114,323	-362,170,572
DEPARTMENT TOTAL		477,284,895	3,103,209	112,011,114	115,114,323	-362,170,572
MINISTRY TOTAL		477,284,895	3,103,209	112,011,114	115,114,323	-362,170,572

STATEMENT OF DEVELOPMENT EXPENDITURE FOR THE YEAR TO 31ST MARCH, 2019

(Figures in Pula)

		REVISED TOTAL ESTIMATED COSTS (TEC) 2017-2023	ACTUAL EXPENDITURE PREVIOUS YEARS	ACTUAL EXPENDITURE 2018-2019	TOTAL EXPENDITURE TO 31-MAR-2019	UNEXPENDED BALANCE OF TEC OVER + OR UNDER -
Ministry	1700	Office of the Ombudsman				
Department	1701	Office of the Ombudsman				
Project	11441	Ombudsman Infrastructure				
53123	Maun Ombudsman Office	33,000,000	2,436,880	769,010	3,205,890	-29,794,110
53124	Satelite Office-Tsabong	10,000,000	0	0	0	-10,000,000
53127	Palapye Ombudsman Office	21,000,000	0	0	0	-21,000,000
53128	Kasane Ombudsman Office	21,000,000	0	0	0	-21,000,000
53129	Maintenance of Ombudsman & Land Tribunal Building (Plot 21)	81,100,000	0	4,500,000	4,500,000	-76,600,000
PROJECT TOTAL		166,100,000	2,436,880	5,269,010	7,705,890	-158,394,110
DEPARTMENT TOTAL		166,100,000	2,436,880	5,269,010	7,705,890	-158,394,110
MINISTRY TOTAL		166,100,000	2,436,880	5,269,010	7,705,890	-158,394,110

STATEMENT OF DEVELOPMENT EXPENDITURE FOR THE YEAR TO 31ST MARCH, 2019

(Figures in Pula)

		REVISED TOTAL ESTIMATED COSTS (TEC) 2017-2023	ACTUAL EXPENDITURE PREVIOUS YEARS	ACTUAL EXPENDITURE 2018-2019	TOTAL EXPENDITURE TO 31-MAR-2019	UNEXPENDED BALANCE OF TEC OVER + OR UNDER -
Ministry	1800	Ministry of Land Management, Water and Sanitation Services				
Department	1805	Department of Lands				
Project	11451	Land Development				
50528	Land Board Compensation	185,000,000	24,058,859	22,516,062	46,574,921	-138,425,079
50561	Asset Register	24,157,142	0	0	0	-24,157,142
PROJECT TOTAL		209,157,142	24,058,859	22,516,062	46,574,921	-162,582,221
Project	11452	MWLS Facilities				
50478	Ngwato Land Board Construction	97,000,000	8,124,620	22,594,644	30,719,264	-66,280,736
50480	Tawana Land Board Construction	14,000,000	0	0	0	-14,000,000
50484	Kweneng Sub Land Boards Construction	16,079,244	0	0	0	-16,079,244
50486	Tsabong Sub Land Board Extension	15,000,000	0	0	0	-15,000,000
50593	Department of Surveys and Mapping HQ Building	14,000,000	0	0	0	-14,000,000
PROJECT TOTAL		156,079,244	8,124,620	22,594,644	30,719,264	-125,359,980
Project	11453	Sustainable Land Management				
50430	National Mapping Programme	44,000,000	1,408,506	2,432,038	3,840,544	-40,159,456
50431	National Reference Framework	14,600,000	1,780,327	1,023,283	2,803,610	-11,796,390
50432	LAPCAS	362,935,970	143,958,007	47,664,605	191,622,613	-171,313,357
50508	Gaborone Expansion Master Plan	28,665,886	0	0	0	-28,665,886
50523	Botswana National Spatial Development Framework	45,500,000	15,126,284	10,763,378	25,889,661	-19,610,339
50524	Francistown Redevelopment Plan	2,470,908	2,250,908	171,407	2,422,315	-48,593
50525	Lobatse Redevelopment Plan	3,894,595	3,892,615	0	3,892,615	-1,980
50530	Participatory Slump Upgrading Programme	4,500,000	994,573	1,425,010	2,419,583	-2,080,417
50560	Boundary Reaffirmation and Border Fences	135,808,803	6,247,977	3,624,688	9,872,665	-125,936,138
PROJECT TOTAL		642,376,162	175,659,197	67,104,409	242,763,606	-399,612,556
DEPARTMENT TOTAL		1,007,612,548	207,842,676	112,215,116	320,057,792	-687,554,756

STATEMENT OF DEVELOPMENT EXPENDITURE FOR THE YEAR TO 31ST MARCH, 2019

(Figures in Pula)

		REVISED TOTAL ESTIMATED COSTS (TEC) 2017-2023	ACTUAL EXPENDITURE PREVIOUS YEARS	ACTUAL EXPENDITURE 2018-2019	TOTAL EXPENDITURE TO 31-MAR-2019	UNEXPENDED BALANCE OF TEC OVER + OR UNDER -
Ministry	1800	Ministry of Land Management, Water and Sanitation Services				
Department	1808	Department of Project Management Office				
Project	11451	Land Development				
50419	Land Servicing- Sowa Block 3	29,000,000	4,809,201	219,382	5,028,584	-23,971,416
50423	Infrastructure Development- Kasane,Plateau,Kazungula CBD	10,000,000	0	581,029	581,029	-9,418,971
50426	Land Servicing of Metsimothabe Block 4	887,200,000	390,277	395,434	785,711	-886,414,289
50427	Land Servicing of Palapye- Dibokwe	43,000,000	17,468,036	15,657,642	33,125,678	-9,874,322
50456	Land Servicing - Kasane Plateau Extension	63,274,364	10,359,017	3,621,323	13,980,340	-49,294,024
50458	Land Servicing - Mmopane Block 1 Construction	184,127,450	0	0	0	-184,127,450
50461	Land Servicing - Mochudi South	48,548,000	459,597	1,579,207	2,038,804	-46,509,196
50467	Land Servicing - Magope	20,000,000	16,327,707	0	16,327,707	-3,672,293
50468	Land Servicing - Seuwane	44,000,000	5,250,261	0	5,250,261	-38,749,739
50471	Land Servicing - Tsolamosese Block 7	300,000	82,240	0	82,240	-217,760
50513	Land Servicing - Maun CBD	41,700,000	1,565,842	883,886	2,449,728	-39,250,272
50515	Land Servicing - Gerald Estates CBD	96,500,000	2,277,589	1,672,654	3,950,243	-92,549,757
50516	Land Servicing - Gantsi Extension	35,629,018	0	0	0	-35,629,018
50517	Land Servicing - Palapye Extension 10	37,000,000	0	0	0	-37,000,000
50527	Land Servicing-SSKIA Special Economic Zone	161,800,000	1,747,816	0	1,747,816	-160,052,184
50531	Land Servicing - Kanye	15,500,000	0	3,182,864	3,182,864	-12,317,136
50532	Land Servicing - Hukuntsi	11,900,000	2,222,865	5,904,798	8,127,662	-3,772,338
50533	Land Servicing - Kang	1,000,000	3,975,556	0	3,975,556	2,975,556
50534	Land Servicing - Tsabong	1,000,000	0	0	0	-1,000,000
50536	Construction Of Phakalane - Glen Valley Link Road	1,000,000	0	0	0	-1,000,000
50538	Land Servicing-Tlokweng	0	436,865	0	436,865	436,865
50539	Land Servicing-Tonota	1,200,000	0	0	0	-1,200,000
50540	Land Servicing- Tutume	0	300,000	0	300,000	300,000
50543	Land Servicing-Mahalapye Sub District Council	17,200,000	0	3,219,799	3,219,799	-13,980,201
50546	PPP Consultancy - Land Servicing	55,000,000	4,101,125	469,313	4,570,438	-50,429,562
50547	Land Servicing - Pitsane	8,125,636	3,000,000	1,625,636	4,625,636	-3,500,000
50548	Land Servicing - Letlhakane 2	7,000,000	0	0	0	-7,000,000
50549	Land Servicing - Mabutsane	13,500,000	0	0	0	-13,500,000

STATEMENT OF DEVELOPMENT EXPENDITURE FOR THE YEAR TO 31ST MARCH, 2019

(Figures in Pula)

		REVISED TOTAL ESTIMATED COSTS (TEC) 2017-2023	ACTUAL EXPENDITURE PREVIOUS YEARS	ACTUAL EXPENDITURE 2018-2019	TOTAL EXPENDITURE TO 31-MAR-2019	UNEXPENDED BALANCE OF TEC OVER + OR UNDER -
Ministry	1800	Ministry of Land Management, Water and Sanitation Services				
Department	1808	Department of Project Management Office				
Project	11451	Land Development				
50550	Land Servicing - Lentsweletau	14,000,000	0	515,170	515,170	-13,484,830
50552	Land Servicing -Gumare	7,452,000	3,650,454	1,071,837	4,722,292	-2,729,708
50553	Land Servicing -Pitsaneng	14,000,000	462,065	7,565,713	8,027,779	-5,972,221
50554	Land Servicing - Seleka/Tumasera	17,300,000	0	4,851,578	4,851,578	-12,448,422
50555	Land Servicing - Moshupa	10,700,000	0	0	0	-10,700,000
50556	Land Servicing - North West	17,200,000	0	0	0	-17,200,000
50557	Land Servicing- Chobe	28,000,000	0	1,300,000	1,300,000	-26,700,000
50558	Segoditshane River Corridor Master Plan	12,072,550	150,196	92,692	242,888	-11,829,662
50559	Land Servicing - Kopong	4,000,000	3,181,732	0	3,181,732	-818,268
50562	Land Servicing of Selibe Phikwe	42,000,000	0	5,500,000	5,500,000	-36,500,000
PROJECT TOTAL		2,001,229,018	82,218,440	59,909,959	142,128,398	-1,859,100,620
DEPARTMENT TOTAL		2,001,229,018	82,218,440	59,909,959	142,128,398	-1,859,100,620

STATEMENT OF DEVELOPMENT EXPENDITURE FOR THE YEAR TO 31ST MARCH, 2019

(Figures in Pula)

		REVISED TOTAL ESTIMATED COSTS (TEC) 2017-2023	ACTUAL EXPENDITURE PREVIOUS YEARS	ACTUAL EXPENDITURE 2018-2019	TOTAL EXPENDITURE TO 31-MAR-2019	UNEXPENDED BALANCE OF TEC OVER + OR UNDER -
Ministry	1800	Ministry of Land Management, Water and Sanitation Services				
Department	1809	Department of Water and Sanitation				
Project	11454	Water Supply Pipelines				
50563	Dikgatlong Dam Construction (Mambo Refurbishment)	13,000,000	11,627,438	0	11,627,438	-1,372,562
50564	Thuni Dam Construction	769,000,000	264,259,049	150,363,713	414,622,761	-354,377,239
50566	Bridging National Water Supply Gap (Emergency Water Project)	470,000,000	109,905,564	89,502,725	199,408,289	-270,591,711
50567	NSC 2.1 (PS 4.1)	720,000,000	349,691,831	89,402,981	439,094,813	-280,905,187
50568	NSC 2.2 Palapye- Mmamashia	3,634,198,999	28,915,153	437,944,890	466,860,043	-3,167,338,956
50570	NSC 2.3 Mmamashia- Gaborone	289,300,000	0	0	0	-289,300,000
50571	WUC Support	1,755,985,712	360,000,000	562,710,000	922,710,000	-833,275,712
50575	Kanye NSC Connection	194,000,000	0	0	0	-194,000,000
50591	Kgalagadi North Boreholes (Matsheng Wellfields Development)	2,055,000,000	400	1,832,677	1,833,077	-2,053,166,923
50592	Botswana Emergency Water Security and Efficiency project	531,724,288	185,106,530	20,466,667	205,573,197	-326,151,091
PROJECT TOTAL		10,432,208,999	1,309,505,965	1,352,223,653	2,661,729,619	-7,770,479,381
Project	11455	Water Supply and Sanitation Networks				
50572	Seronga, Gunotsoga, Beetsha & Gudigwa village water supply interconnection	100,000,000	48,314,749	14,497,557	62,812,306	-37,187,694
50573	Shakawe Rehabilitation Plant	203,800,000	0	39,445,315	39,445,315	-164,354,685
50574	Maun Water Sanitation Phase II - Main Works	428,650,000	52,044,878	3,984,826	56,029,704	-372,620,296
50575	Kanye NSC Connection	466,000,000	213,286,347	209,999,338	423,285,685	-42,714,315
50576	Palapye Network Extension	104,252,213	51,741,251	19,513,998	71,255,248	-32,996,964
50577	Mahalapye Network Extension	79,618,770	43,195,677	1,039,180	44,234,857	-35,383,913
50581	Boteti Northern Cluster	29,000,000	0	4,669,091	4,669,091	-24,330,909
50583	Kasane/Kazungula Water Networks	260,000,000	0	0	0	-260,000,000
50584	Gaborone Water Master Plan Implementation	638,230,510	0	0	0	-638,230,510
50585	Lobatse Water Master Plan Implementation	315,000,000	0	768,886	768,886	-314,231,114
50586	Kanye Sanitation	920,000,000	191,635,797	289,999,461	481,635,258	-438,364,742
50587	Molepolole Sanitation	312,201,020	-2,640,212	31,051,747	28,411,535	-283,789,485
50589	Grey Water Recycling	3,800,000	1,337,456	0	1,337,456	-2,462,544
50590	Effluent Utilisation	8,738,980	3,316,924	0	3,316,924	-5,422,056
50594	Moshupa sanitation	1,028,400,000	0	0	0	-1,028,400,000

STATEMENT OF DEVELOPMENT EXPENDITURE FOR THE YEAR TO 31ST MARCH, 2019

(Figures in Pula)

		REVISED TOTAL ESTIMATED COSTS (TEC) 2017-2023	ACTUAL EXPENDITURE PREVIOUS YEARS	ACTUAL EXPENDITURE 2018-2019	TOTAL EXPENDITURE TO 31-MAR-2019	UNEXPENDED BALANCE OF TEC OVER + OR UNDER -
Ministry	1800	Ministry of Land Management, Water and Sanitation Services				
Department	1809	Department of Water and Sanitation				
Project	11455	Water Supply and Sanitation Networks				
50595	Botswana Emergency Water Security and Efficiency Project (Component 2 & 3)	192,850,000	0	0	0	-192,850,000
50598	Desalination Plant in Radisele & New Xade	21,100,000	0	1,581,034	1,581,034	-19,518,966
	PROJECT TOTAL	5,111,641,493	602,232,866	616,550,433	1,218,783,300	-3,892,858,193
	DEPARTMENT TOTAL	15,543,850,492	1,911,738,832	1,968,774,086	3,880,512,918	-11,663,337,574
	MINISTRY TOTAL	18,552,692,058	2,201,799,947	2,140,899,160	4,342,699,108	-14,209,992,950

STATEMENT OF DEVELOPMENT EXPENDITURE FOR THE YEAR TO 31ST MARCH, 2019

(Figures in Pula)

		REVISED TOTAL ESTIMATED COSTS (TEC) 2017-2023	ACTUAL EXPENDITURE PREVIOUS YEARS	ACTUAL EXPENDITURE 2018-2019	TOTAL EXPENDITURE TO 31-MAR-2019	UNEXPENDED BALANCE OF TEC OVER + OR UNDER -
Ministry	2000	Ministry of Environment, Natural Resources Conservation and Tourism				
Department	2001	Headquarters (MENT)				
Project	11501	Broadening the Tourism Base				
51682	Tourism Land Bank	122,910,000	0	0	0	-122,910,000
51737	Dams Tourism	298,350,000	0	0	0	-298,350,000
51738	BTO Project Development Team	120,990,000	0	0	0	-120,990,000
51739	Community Development Projects	105,000,000	0	0	0	-105,000,000
51741	Development of Gaborone Game Reserve	120,000,000	0	0	0	-120,000,000
51742	Eco-tourism	110,000,000	0	0	0	-110,000,000
51744	Gaborone Tourism Precinct	142,700,000	0	0	0	-142,700,000
51745	Maun Educational Park	148,050,000	0	2,550,240	2,550,240	-145,499,760
51758	Gaborone Botanical Gardens Phase I	20,000,000	0	0	0	-20,000,000
51759	Bonnington Farm Phase I	114,000,000	0	0	0	-114,000,000
51768	Ntimbale Dam-Consultancy	102,168,104	2,168,104	0	2,168,104	-100,000,000
51777	Development of Gaborone Plantation into a Recreational Park.	103,500,000	0	0	0	-103,500,000
51778	Development of a Desert park	105,000,000	0	0	0	-105,000,000
51785	Bulk Infrastructure Construction-Letsibogo dam	47,910,000	0	0	0	-47,910,000
51787	Dams Basic Tourist Infrastructure Building Construction (All Dams)	6,000,000	0	0	0	-6,000,000
51788	Dams Basic Tourist Infrastructure Building Design (All Dams)	79,685,550	0	4,000,000	4,000,000	-75,685,550
51789	Tourism Land Bank-Shashe Infra EIA	2,500,000	0	2,500,000	2,500,000	0
51790	Bulk Infrastructre Design- Thune	3,000,000	0	3,000,000	3,000,000	0
51791	Dams Tourism- Bulk Services Design (Shashe Dam)	3,000,000	0	3,000,000	3,000,000	0
51792	Compensation of Properties Affected by dams tourism-Thune Dam	5,000,000	0	4,248,548	4,248,548	-751,452
51793	Dams Tourism- Bulk Infrastructure EIA Thune Dam	2,500,000	0	0	0	-2,500,000
51794	Dams Tourism- Bulk Infrastructure EIA Letsibogo Dam	3,500,000	0	3,500,000	3,500,000	0
51795	Dams Tourism Bulk Infrastructure Design -Dikgathong Dam	4,500,000	0	0	0	-4,500,000
51822	Dams Tourism Bulk Infrastructure EIA-DIKGATLHONG DAM	4,500,000	0	0	0	-4,500,000
PROJECT TOTAL		1,774,763,654	2,168,104	22,798,788	24,966,892	-1,749,796,762

STATEMENT OF DEVELOPMENT EXPENDITURE FOR THE YEAR TO 31ST MARCH, 2019

(Figures in Pula)

		REVISED TOTAL ESTIMATED COSTS (TEC) 2017-2023	ACTUAL EXPENDITURE PREVIOUS YEARS	ACTUAL EXPENDITURE 2018-2019	TOTAL EXPENDITURE TO 31-MAR-2019	UNEXPENDED BALANCE OF TEC OVER + OR UNDER -
Ministry	2000	Ministry of Environment, Natural Resources Conservation and Tourism				
Department	2001	Headquarters (MENT)				
Project	11502	MENT Infrastructure				
51740	Kasane-Kazungula Re-Development Project	573,595,886	0	0	0	-573,595,886
51808	Refurbishment OF MENT District Offices	1,500,000	0	0	0	-1,500,000
51809	Construction of DFRR 5 offices and 5 staff houses at Molepolole	29,943,425	0	0	0	-29,943,425
51810	Refurbishment of Serowe DFRR office	22,650,596	0	0	0	-22,650,596
51811	MENT Staff Housing	22,807,482	0	12,075,478	12,075,478	-10,732,004
	PROJECT TOTAL	650,497,389	0	12,075,478	12,075,478	-638,421,911
Project	11503	MENT Computerisation				
51661	Integrated Wildlife Management System Designer	14,434,734	238,993	0	238,993	-14,195,741
	PROJECT TOTAL	14,434,734	238,993	0	238,993	-14,195,741
Project	11504	Wildlife Species Management				
51752	DWNP Specialised Vehicles and Capture Equipment	7,900,000	5,542,723	0	5,542,723	-2,357,277
51769	DWNP Helicopters	60,832,061	45,187,283	7,618,849	52,806,131	-8,025,929
51770	Aviation Fuel Bowsers	10,124,589	751,865	4,475,234	5,227,099	-4,897,490
51797	Aircraft Towing Vehicle	3,068,000	0	0	0	-3,068,000
51803	APU Desert Vehicles (Specialised Vehicles)	189,210,216	0	4,614,508	4,614,508	-184,595,709
	PROJECT TOTAL	271,134,866	51,481,871	16,708,590	68,190,461	-202,944,405
Project	11505	Environment Protection				
51334	Convention on Persistent Pollutants - UNIDO	9,835,580	394,061	461,351	855,412	-8,980,168
51750	Forestry and Range Resources	11,585,560	1,312,426	0	1,312,426	-10,273,134
51775	DFRR Fire Management Equipment	10,000,000	0	0	0	-10,000,000
51813	Development of Forest Regulations	3,000,000	0	0	0	-3,000,000
51814	Rehabilitation of Selibe-Phikwe	186,500,000	0	0	0	-186,500,000
51816	Forestry and RangeResources (Tree Planting)	6,457,101	0	497,012	497,012	-5,960,089
51817	Greening of MENT and DMS headquarters building	11,490,000	0	0	0	-11,490,000
51818	Botswana Early Warning Hydrological system	16,700,000	0	0	0	-16,700,000
51819	National Land Degradation	10,000,000	0	0	0	-10,000,000

STATEMENT OF DEVELOPMENT EXPENDITURE FOR THE YEAR TO 31ST MARCH, 2019

(Figures in Pula)

			REVISED TOTAL ESTIMATED COSTS (TEC) 2017-2023	ACTUAL EXPENDITURE PREVIOUS YEARS	ACTUAL EXPENDITURE 2018-2019	TOTAL EXPENDITURE TO 31-MAR-2019	UNEXPENDED BALANCE OF TEC OVER + OR UNDER -
Ministry	2000	Ministry of Environment, Natural Resources Conservation and Tourism					
Department	2001	Headquarters (MENT)					
Project	11505	Environment Protection					
		Monitoring System					
51823	REFURBISHMENT OF THE WEATHER RECORDING STUDIO FACILITIES		5,180,000	0	0	0	-5,180,000
	PROJECT TOTAL		270,748,241	1,706,487	958,363	2,664,850	-268,083,391
	DEPARTMENT TOTAL		2,981,578,884	55,595,455	52,541,219	108,136,674	-2,873,442,210

STATEMENT OF DEVELOPMENT EXPENDITURE FOR THE YEAR TO 31ST MARCH, 2019

(Figures in Pula)

		REVISED TOTAL ESTIMATED COSTS (TEC) 2017-2023	ACTUAL EXPENDITURE PREVIOUS YEARS	ACTUAL EXPENDITURE 2018-2019	TOTAL EXPENDITURE TO 31-MAR-2019	UNEXPENDED BALANCE OF TEC OVER + OR UNDER -
Ministry	2000	Ministry of Environment, Natural Resources Conservation and Tourism				
Department	2002	Department of Wildlife and National Parks				
Project	11502	MENT Infrastructure				
51720	DWNP Staff Houses- Sedudu	1,150,000	0	104,703	104,703	-1,045,297
PROJECT TOTAL		1,150,000	0	104,703	104,703	-1,045,297
Project	11504	Wildlife Species Management				
51338	Botswana Wildlife Training Institute	325,029	32,380	0	32,380	-292,649
51730	Maun Antipoaching Design	4,326,304	4,012,386	281,295	4,293,681	-32,623
51733	Kang Antipoaching Construction	191,045,093	47,972,919	40,398,572	88,371,491	-102,673,602
51746	Wildlife Borehole Drilling and water reticulation	37,175,469	15,925,411	10,862,954	26,788,365	-10,387,104
51748	DWNP Fence Maintenance and Development	44,617,028	8,560,086	377,644	8,937,730	-35,679,298
51756	DWNP Game Capture Equipment	18,117,318	1,494,067	5,869,937	7,364,005	-10,753,313
51757	Rhino Squad Phase 2	8,518,000	3,251,931	2,517,875	5,769,806	-2,748,194
51771	Radio Communication	3,729,605	270,395	1,778,199	2,048,594	-1,681,011
51798	Aircraft hangars	6,000,000	0	0	0	-6,000,000
51799	Khumaga Bridge	12,980,352	0	0	0	-12,980,352
51800	Mechanical Workshops (Gaborone, Francistown, Maun, Matswere, Phuduhudu, Lonetree, Maqwee)	8,430,000	0	545,911	545,911	-7,884,089
51801	Air strip (KTP, CKGR, Khutse, Namibian Border)	21,432,000	0	0	0	-21,432,000
51802	Portacabin Accomodation	14,070,000	0	0	0	-14,070,000
51804	Solar System for APU Camps	2,000,000	0	1,500,016	1,500,016	-499,984
51805	Aviation Maintenance Facility for DWNP	5,393,380	0	0	0	-5,393,380
51806	APU Camps	116,381,153	0	0	0	-116,381,153
51807	Dry composite toilets	10,600,000	0	0	0	-10,600,000
PROJECT TOTAL		505,140,731	81,519,575	64,132,403	145,651,978	-359,488,752
DEPARTMENT TOTAL		506,290,731	81,519,575	64,237,106	145,756,681	-360,534,050

STATEMENT OF DEVELOPMENT EXPENDITURE FOR THE YEAR TO 31ST MARCH, 2019

(Figures in Pula)

			REVISED TOTAL ESTIMATED COSTS (TEC) 2017-2023	ACTUAL EXPENDITURE PREVIOUS YEARS	ACTUAL EXPENDITURE 2018-2019	TOTAL EXPENDITURE TO 31-MAR-2019	UNEXPENDED BALANCE OF TEC OVER + OR UNDER -
Ministry	2000	Ministry of Environment, Natural Resources Conservation and Tourism					
Department	2004	Department of Meteorological Services					
Project	11502	MENT Infrastructure					
51295	Meteorological Services - Nojane		1,849,404	1,498,789	0	1,498,789	-350,615
	PROJECT TOTAL		1,849,404	1,498,789	0	1,498,789	-350,615
	DEPARTMENT TOTAL		1,849,404	1,498,789	0	1,498,789	-350,615

STATEMENT OF DEVELOPMENT EXPENDITURE FOR THE YEAR TO 31ST MARCH, 2019

(Figures in Pula)

		REVISED TOTAL ESTIMATED COSTS (TEC) 2017-2023	ACTUAL EXPENDITURE PREVIOUS YEARS	ACTUAL EXPENDITURE 2018-2019	TOTAL EXPENDITURE TO 31-MAR-2019	UNEXPENDED BALANCE OF TEC OVER + OR UNDER -
Ministry	2000	Ministry of Environment, Natural Resources Conservation and Tourism				
Department	2005	Department of Sanitation and Pollution Control				
Project	11505	Environment Protection				
51344	Major Villages Sewerage Schemes - Kasane	3,392,385	2,599,920	0	2,599,920	-792,466
51725	Upgrading Of Air Quality Monitoring Stations	4,700,000	0	0	0	-4,700,000
51755	Air Quality Management Framework	3,274,420	272,677	8,960	281,637	-2,992,783
51815	Automated water quality monitoring for the Limpopo river systems	4,000,000	0	0	0	-4,000,000
PROJECT TOTAL		15,366,805	2,872,596	8,960	2,881,556	-12,485,249
DEPARTMENT TOTAL		15,366,805	2,872,596	8,960	2,881,556	-12,485,249

STATEMENT OF DEVELOPMENT EXPENDITURE FOR THE YEAR TO 31ST MARCH, 2019

(Figures in Pula)

			REVISED TOTAL ESTIMATED COSTS (TEC) 2017-2023	ACTUAL EXPENDITURE PREVIOUS YEARS	ACTUAL EXPENDITURE 2018-2019	TOTAL EXPENDITURE TO 31-MAR-2019	UNEXPENDED BALANCE OF TEC OVER + OR UNDER -
Ministry	2000	Ministry of Environment, Natural Resources Conservation and Tourism					
Department	2006	Department of Forestry and Range Resources					
Project	11505	Environment Protection					
51775	DFRR Fire Management Equipment		22,319,432	11,711,024	174,720	11,885,744	-10,433,688
	PROJECT TOTAL		22,319,432	11,711,024	174,720	11,885,744	-10,433,688
	DEPARTMENT TOTAL		22,319,432	11,711,024	174,720	11,885,744	-10,433,688

STATEMENT OF DEVELOPMENT EXPENDITURE FOR THE YEAR TO 31ST MARCH, 2019

(Figures in Pula)

		REVISED TOTAL ESTIMATED COSTS (TEC) 2017-2023	ACTUAL EXPENDITURE PREVIOUS YEARS	ACTUAL EXPENDITURE 2018-2019	TOTAL EXPENDITURE TO 31-MAR-2019	UNEXPENDED BALANCE OF TEC OVER + OR UNDER -
Ministry	2000	Ministry of Environment, Natural Resources Conservation and Tourism				
Department	2008	Department of National Museum, Monuments and Art Gallery				
Project	11501	Broadening the Tourism Base				
51747	Monument Development-ESP	736,488	660,994	0	660,994	-75,494
51753	Monument Development-Old Palapye Design	1,470,000	657,962	115,119	773,080	-696,920
51754	Monument Development-Ntsweng Design	4,626,718	1,232,533	2,372,131	3,604,664	-1,022,054
51760	Ntsweng Museum	17,823,281	0	0	0	-17,823,281
51761	Old Palapye Museum	12,480,596	0	0	0	-12,480,596
51762	Baratani Design	4,200,000	0	0	0	-4,200,000
51779	District Monuments Development Programme	25,625,752	1,550,002	2,595,881	4,145,883	-21,479,869
51780	Ivory Museum	8,500,000	0	0	0	-8,500,000
51781	Tourism Land Bank-Tropic of Capricorn Monument	1,500,000	0	0	0	-1,500,000
51782	Refurbishment and Installation of Exhibitions at Regional Museums	22,000,000	0	0	0	-22,000,000
51783	Refurbishment of National Museum Exhibition	25,000,000	0	0	0	-25,000,000
PROJECT TOTAL		123,962,834	4,101,490	5,083,130	9,184,621	-114,778,213
DEPARTMENT TOTAL		123,962,834	4,101,490	5,083,130	9,184,621	-114,778,213
MINISTRY TOTAL		3,651,368,090	157,298,930	122,045,135	279,344,065	-3,372,024,025

STATEMENT OF DEVELOPMENT EXPENDITURE FOR THE YEAR TO 31ST MARCH, 2019

(Figures in Pula)

		REVISED TOTAL ESTIMATED COSTS (TEC) 2017-2023	ACTUAL EXPENDITURE PREVIOUS YEARS	ACTUAL EXPENDITURE 2018-2019	TOTAL EXPENDITURE TO 31-MAR-2019	UNEXPENDED BALANCE OF TEC OVER + OR UNDER -
Ministry	2100	Industrial Court				
Department	2101	Industrial Court				
Project	11551	IC Infrastructure				
52923	Purchase of IT Equipment and Associated Hardware and Software	9,763,400	0	0	0	-9,763,400
52925	Vehicles for Industrial Court	9,872,500	657,374	0	657,374	-9,215,126
52928	Industrial Court - Local Area Network	3,966,076	0	1,038,576	1,038,576	-2,927,500
52931	Establishment of Maun Division	29,870,965	0	0	0	-29,870,965
52933	Refurbishment of Buildings for Selibe Phikwe Semi Permanent Court	6,732,019	1,736,216	0	1,736,216	-4,995,803
PROJECT TOTAL		60,204,960	2,393,590	1,038,576	3,432,166	-56,772,794
DEPARTMENT TOTAL		60,204,960	2,393,590	1,038,576	3,432,166	-56,772,794
MINISTRY TOTAL		60,204,960	2,393,590	1,038,576	3,432,166	-56,772,794

STATEMENT OF DEVELOPMENT EXPENDITURE FOR THE YEAR TO 31ST MARCH, 2019

(Figures in Pula)

		REVISED TOTAL ESTIMATED COSTS (TEC) 2017-2023	ACTUAL EXPENDITURE PREVIOUS YEARS	ACTUAL EXPENDITURE 2018-2019	TOTAL EXPENDITURE TO 31-MAR-2019	UNEXPENDED BALANCE OF TEC OVER + OR UNDER -
Ministry	2200	Ministry of Youth Empowerment, Sport and Culture Development				
Department	2201	Headquarters(MYSC)				
Project	11561	Strengthening MYSC Operations				
51921	Computerisation of Records Management	10,903,143	1,388,091	3,534,763	4,922,854	-5,980,289
51924	Vehicles for MYSC Headquarters Dept.	13,601,640	2,621,887	108,640	2,730,527	-10,871,113
51979	Development of IT Infrastructure	11,734,260	1,845,294	4,041,144	5,886,438	-5,847,822
51983	MYSC Information System Consultancy	2,882,544	0	366,513	366,513	-2,516,031
PROJECT TOTAL		39,121,587	5,855,271	8,051,061	13,906,332	-25,215,255
Project	11562	MYSC Infrastructure				
51963	Francistown Stadium	78,885,348	434,583	0	434,583	-78,450,765
51984	Community Sport Stadia	70,000,000	0	50,000,000	50,000,000	-20,000,000
51985	Refurbishment of MYSC Facilities	10,000,000	0	0	0	-10,000,000
PROJECT TOTAL		158,885,348	434,583	50,000,000	50,434,583	-108,450,765
Project	11563	Development of Cultural Infrastructure and Programmes				
51932	Contribution to Rothschild Libraries	15,060,829	3,280,173	941,633	4,221,806	-10,839,023
51942	National Library of Botswana	0	8,661,800	0	8,661,800	8,661,800
PROJECT TOTAL		15,060,829	11,941,973	941,633	12,883,606	-2,177,223
DEPARTMENT TOTAL		213,067,764	18,231,828	58,992,694	77,224,521	-135,843,243
MINISTRY TOTAL		213,067,764	18,231,828	58,992,694	77,224,521	-135,843,243

STATEMENT OF DEVELOPMENT EXPENDITURE FOR THE YEAR TO 31ST MARCH, 2019

(Figures in Pula)

		REVISED TOTAL ESTIMATED COSTS (TEC) 2017-2023	ACTUAL EXPENDITURE PREVIOUS YEARS	ACTUAL EXPENDITURE 2018-2019	TOTAL EXPENDITURE TO 31-MAR-2019	UNEXPENDED BALANCE OF TEC OVER + OR UNDER -
Ministry	2300	Ministry of Infrastructure and Housing Development				
Department	2301	Headquarters (MIH)				
Project	11581	MIH Infrastructure and Maintenance				
53974	MIST System & Network Services	2,200,000	493,526	1,063,803	1,557,329	-642,671
54035	Infrastructure Development Information Management System	45,200,000	0	0	0	-45,200,000
PROJECT TOTAL		47,400,000	493,526	1,063,803	1,557,329	-45,842,671
DEPARTMENT TOTAL		47,400,000	493,526	1,063,803	1,557,329	-45,842,671

STATEMENT OF DEVELOPMENT EXPENDITURE FOR THE YEAR TO 31ST MARCH, 2019

(Figures in Pula)

		REVISED TOTAL ESTIMATED COSTS (TEC) 2017-2023	ACTUAL EXPENDITURE PREVIOUS YEARS	ACTUAL EXPENDITURE 2018-2019	TOTAL EXPENDITURE TO 31-MAR-2019	UNEXPENDED BALANCE OF TEC OVER + OR UNDER -
Ministry	2300	Ministry of Infrastructure and Housing Development				
Department	2302	Department of Building and Engineering Services				
Project	11581	MIH Infrastructure and Maintenance				
53952	Government Building Consultancy	29,719,526	6,364,784	1,856,056	8,220,840	-21,498,686
53967	Mass Media Complex	52,974,448	1,708,332	5,971,328	7,679,660	-45,294,788
53986	Review of Botswana Building Regulations	1,800,000	893,099	0	893,099	-906,901
53987	Refurbishment of Parliamentary Flats	10,194,147	471,753	2,775,977	3,247,729	-6,946,418
53988	Refurbishment of old Parliamentary Building	13,000,000	1,610,024	0	1,610,024	-11,389,976
53991	Refurbishment of BPSC	26,978,151	312,574	858,962	1,171,536	-25,806,615
53994	Senior Secondary School Maintenance	145,656,035	31,320,421	5,643,293	36,963,713	-108,692,322
53995	Refurbishment of Office Block for DOM	443,000	356,661	42,952	399,613	-43,387
53996	Refurbishment of DOM F/town offices	2,125,000	0	0	0	-2,125,000
53997	Refurbishment of old DBES office in Lobatse	3,792,430	45,146	462,521	507,667	-3,284,763
54001	Road Training Centre Refurbishment	14,150,000	4,903,970	1,377,126	6,281,096	-7,868,904
54003	Mahalapye Police Station and Renovation of existing facilities	22,000,000	4,403,119	0	4,403,119	-17,596,881
54004	Palapye Police Station and Renovation of existing facilities	11,000,000	46,480	0	46,480	-10,953,520
54005	Maintenance of existing Prison facilities	136,043,000	9,470,374	2,731,496	12,201,870	-123,841,130
54016	Refurbishment of DCEC Offices and Staff Houses-Gaborone	4,353,000	0	632,438	632,438	-3,720,562
54023	Maintenance of Otse Police College	48,908,580	15,000,000	6,075,961	21,075,961	-27,832,619
54024	Maintenance of DCD Sebele Staff Houses	2,000,000	0	0	0	-2,000,000
54025	Maintenance of DCD Ghanzi Offices and Staff Houses	3,704,000	37,109	1,118,108	1,155,217	-2,548,783
54028	Maintenance of Bonokopila House	8,130,474	7,180,474	0	7,180,474	-950,000
54029	Maintenance of Former President's Residence	13,200,000	1,524,711	5,198,610	6,723,321	-6,476,679
54032	Refurbishment of Colleges of Education	135,000,000	0	12,191,549	12,191,549	-122,808,451
54033	Refurbishment of Ntshe House ? F/town	52,000,000	0	2,260,101	2,260,101	-49,739,899
54034	Refurbishment of DBES Depots	38,000,000	3,380,064	833,335	4,213,399	-33,786,601
54036	Refurbishment of DCEC Staff Houses - F/town	3,700,000	1,422,512	0	1,422,512	-2,277,488
54042	Facilities Management for Ministry of Finance and Economic Planning	57,100,000	0	0	0	-57,100,000

STATEMENT OF DEVELOPMENT EXPENDITURE FOR THE YEAR TO 31ST MARCH, 2019

(Figures in Pula)

		REVISED TOTAL ESTIMATED COSTS (TEC) 2017-2023	ACTUAL EXPENDITURE PREVIOUS YEARS	ACTUAL EXPENDITURE 2018-2019	TOTAL EXPENDITURE TO 31-MAR-2019	UNEXPENDED BALANCE OF TEC OVER + OR UNDER -
Ministry	2300	Ministry of Infrastructure and Housing Development				
Department	2302	Department of Building and Engineering Services				
Project	11581	MIH Infrastructure and Maintenance				
	Office Block					
54043	Facilities Management for Block 6 (MoTE/MoBE)	78,800,000	0	0	0	-78,800,000
54044	Facilities Management for Block 8 (MNIG)	78,700,000	0	0	0	-78,700,000
54045	Facilities Management for Botswana Police Service Headquarters	54,600,000	0	0	0	-54,600,000
54046	Facilities Management for Ombudsman and Land Tribunal Offices (Plot 21)	52,200,000	0	0	0	-52,200,000
54048	Facilities Management for Ministry of International Affairs and Cooperation Headquarters Building	37,300,000	0	0	0	-37,300,000
54049	Facilities Management for Office of the President Building (OP 2 Block)	42,046,890	0	0	0	-42,046,890
54050	Facilities Management for Attorney General's Chambers Building	64,000,000	0	0	0	-64,000,000
54051	Maintenance of Parliament Annex Buildings	69,700,000	0	0	0	-69,700,000
54052	Facilities management for Gaborone Technical College	69,700,000	0	0	0	-69,700,000
54053	Maintenance of Broadhurst Magistrate Court	42,300,000	0	0	0	-42,300,000
54054	Maintenance of Village Magistrate Court	22,700,000	0	0	0	-22,700,000
54055	Maintenance of Government Pool Houses in Gaborone	40,500,000	0	0	0	-40,500,000
54056	Maintenance of Mogoditshane Police Station and Staff Houses	32,500,000	0	0	0	-32,500,000
54057	Maintenance of Central Transport Organisation Offices and Staff Houses in Gaborone Village and Sebele	33,400,000	0	0	0	-33,400,000
54058	Maintenance of Department of Surveys and Mapping Offices in Gaborone	36,700,000	0	0	0	-36,700,000
54059	Maintenance of Special Support Group Campus in Gaborone	61,000,000	0	0	0	-61,000,000
54060	Maintenance of Kanye DCD office block	5,400,000	0	757,165	757,165	-4,642,835
54063	MIH Purchase of Staff Houses	712,218	614,099	0	614,099	-98,119
PROJECT TOTAL		1,658,230,899	91,065,706	50,786,977	141,852,683	-1,516,378,216
DEPARTMENT TOTAL		1,658,230,899	91,065,706	50,786,977	141,852,683	-1,516,378,216

STATEMENT OF DEVELOPMENT EXPENDITURE FOR THE YEAR TO 31ST MARCH, 2019

(Figures in Pula)

		REVISED TOTAL ESTIMATED COSTS (TEC) 2017-2023	ACTUAL EXPENDITURE PREVIOUS YEARS	ACTUAL EXPENDITURE 2018-2019	TOTAL EXPENDITURE TO 31-MAR-2019	UNEXPENDED BALANCE OF TEC OVER + OR UNDER -
Ministry	2300	Ministry of Infrastructure and Housing Development				
Department	2305	Department of Housing				
Project	11582	Social and Affordable Housing				
54037	Self-Help Housing Agency-Home Improvement	203,787,782	37,254,574	34,478,950	71,733,524	-132,054,258
54038	Self-Help Housing Agency-Turnkey	742,628,110	77,628,110	123,500,000	201,128,110	-541,500,000
54039	Poverty Alleviation and Housing Scheme	30,000,000	0	0	0	-30,000,000
54040	Public Officers Housing scheme	339,200,000	10,000,000	0	10,000,000	-329,200,000
54041	Public Officers Housing scheme for D4 Scale and Below	124,000,000	26,710,140	26,082,601	52,792,740	-71,207,260
54064	Public Officers Housing Scheme 2018/19	39,000,000	0	0	0	-39,000,000
PROJECT TOTAL		1,478,615,892	151,592,823	184,061,551	335,654,374	-1,142,961,518
DEPARTMENT TOTAL		1,478,615,892	151,592,823	184,061,551	335,654,374	-1,142,961,518
MINISTRY TOTAL		3,184,246,791	243,152,055	235,912,331	479,064,386	-2,705,182,405

STATEMENT OF DEVELOPMENT EXPENDITURE FOR THE YEAR TO 31ST MARCH, 2019

(Figures in Pula)

		REVISED TOTAL ESTIMATED COSTS (TEC) 2017-2023	ACTUAL EXPENDITURE PREVIOUS YEARS	ACTUAL EXPENDITURE 2018-2019	TOTAL EXPENDITURE TO 31-MAR-2019	UNEXPENDED BALANCE OF TEC OVER + OR UNDER -
Ministry	2400	Ministry of Transport and Communications				
Department	2401	Headquarters (MTC)				
Project	11631	Information and Communication Technology				
55126	Computerisation of Driver Test	8,711,400	711,383	381,158	1,092,541	-7,618,859
	PROJECT TOTAL	8,711,400	711,383	381,158	1,092,541	-7,618,859
Project	11632	Roads Infrastructure				
55142	NORAD INSTITUTIONAL COOPERATION (Botswana Roads Design Manual & standard specifications Revision, Technical Guidelines)	4,127,142	1,127,140	1,698,658	2,825,798	-1,301,344
55150	Integrated Transport Sector Project - World Bank	15,901,044	1,820,928	3,300,918	5,121,845	-10,779,199
55444	National Multi-Modal Transport Master Plan (BITP)	1,000,000	0	0	0	-1,000,000
55450	Traffic Signal Modernisation & Centralised Traffic Control for Greater Gaborone - (BITP)	64,000,000	0	0	0	-64,000,000
55451	OPRC Monitoring Consultancy - (BITP)	53,332,000	16,405,934	15,325,817	31,731,751	-21,600,249
55452	Technical Support Group - (BITP)	10,475,609	4,475,609	0	4,475,609	-6,000,000
	PROJECT TOTAL	148,835,795	23,829,610	20,325,393	44,155,002	-104,680,793
Project	11634	Civil Aviation Infrastructure				
55212	Maun Airport Improvement-Consultancy	1,039,975	1,039,975	0	1,039,975	0
55214	Maun Airport Improvement-Construction	110,002,509	5,002,508	34,807,045	39,809,554	-70,192,955
55228	Kasane Airport Improvement Construction	140,922,026	128,922,025	0	128,922,025	-12,000,001
55308	Maun Airport Improvements-Airtraffic Control Tower	22,541,775	22,541,775	0	22,541,775	0
55309	Kasane Airport Improvements Consultancy Services	8,220,000	8,177,686	0	8,177,686	-42,314
55404	Improvements of Aviation Security Systems	5,000,000	0	0	0	-5,000,000
55426	Navigation Aids Facilities (Maun , Kasane & Kang)	32,230,307	0	17,230,306	17,230,306	-15,000,001
55473	Improvements of Existing Airport Security and Safety	57,000,000	0	0	0	-57,000,000
55475	Surveillance Coverage in the Western Sector	55,000,000	0	0	0	-55,000,000
55476	Improvement of Radar Coverage in Western Airspace	5,000,000	0	0	0	-5,000,000
	PROJECT TOTAL	436,956,592	165,683,969	52,037,352	217,721,321	-219,235,271

STATEMENT OF DEVELOPMENT EXPENDITURE FOR THE YEAR TO 31ST MARCH, 2019

(Figures in Pula)

			REVISED TOTAL ESTIMATED COSTS (TEC) 2017-2023	ACTUAL EXPENDITURE PREVIOUS YEARS	ACTUAL EXPENDITURE 2018-2019	TOTAL EXPENDITURE TO 31-MAR-2019	UNEXPENDED BALANCE OF TEC OVER + OR UNDER -
Ministry	2400	Ministry of Transport and Communications					
Department	2401	Headquarters (MTC)					
Project	11636	Air Botswana Finances					
55480	Air Botswana Re-fleeting		290,000,000	0	289,931,200	289,931,200	-68,800
	PROJECT TOTAL		290,000,000	0	289,931,200	289,931,200	-68,800
	DEPARTMENT TOTAL		884,503,787	190,224,962	362,675,102	552,900,064	-331,603,723

STATEMENT OF DEVELOPMENT EXPENDITURE FOR THE YEAR TO 31ST MARCH, 2019

(Figures in Pula)

		REVISED TOTAL ESTIMATED COSTS (TEC) 2017-2023	ACTUAL EXPENDITURE PREVIOUS YEARS	ACTUAL EXPENDITURE 2018-2019	TOTAL EXPENDITURE TO 31-MAR-2019	UNEXPENDED BALANCE OF TEC OVER + OR UNDER -
Ministry	2400	Ministry of Transport and Communications				
Department	2404	Department of Telecommunications and Postal Services				
Project	11631	Information and Communication Technology				
54926	International Connectivity	0	137,862,069	0	137,862,069	137,862,069
55437	Backbone Network	260,000,000	0	0	0	-260,000,000
55438	Local Access Network	234,566,900	0	24,566,900	24,566,900	-210,000,000
55466	Schools Connectivity Project (523)	157,930,220	15,930,220	71,150,874	87,081,094	-70,849,126
PROJECT TOTAL		652,497,120	153,792,289	95,717,774	249,510,063	-402,987,057
DEPARTMENT TOTAL		652,497,120	153,792,289	95,717,774	249,510,063	-402,987,057

STATEMENT OF DEVELOPMENT EXPENDITURE FOR THE YEAR TO 31ST MARCH, 2019

(Figures in Pula)

		REVISED TOTAL ESTIMATED COSTS (TEC) 2017-2023	ACTUAL EXPENDITURE PREVIOUS YEARS	ACTUAL EXPENDITURE 2018-2019	TOTAL EXPENDITURE TO 31-MAR-2019	UNEXPENDED BALANCE OF TEC OVER + OR UNDER -
Ministry	2400	Ministry of Transport and Communications				
Department	2405	Department of Roads				
Project	11631	Information and Communication Technology				
54969	Tlokweg Weighbridge Construction	10,000,000	0	0	0	-10,000,000
54983	Sehithwa W/Bridge & Staff Houses	10,000,000	0	0	0	-10,000,000
55478	Kazungula Weighbridge	10,000,000	0	0	0	-10,000,000
	PROJECT TOTAL	30,000,000	0	0	0	-30,000,000
Project	11632	Roads Infrastructure				
55009	Secondary Roads-Dibete/Mookane Design	572,612,552	86,639,147	126,962,280	213,601,427	-359,011,125
55020	Bridge Construction-Kazungula Bridge Construction	871,180,360	194,200,675	277,028,995	471,229,670	-399,950,690
55022	Bridge Construction-Gatshwane Crossings Construction	500,000	500,000	0	500,000	0
55096	Molepolole Letlhakeng Construction	172,188,726	1,188,726	831,826	2,020,552	-170,168,174
55115	Tonota F/town Construction	95,643,444	84,643,444	1,892,580	86,536,024	-9,107,420
55249	Mogoditshane,Gabane& Mankodi Junction Rehabilitation	113,559,835	13,559,835	0	13,559,835	-100,000,000
55251	Gaborone-Boatle Dualling	1,229,640,548	224,255,169	472,103,146	696,358,314	-533,282,234
55252	Mohembo Bridge	654,240,078	134,240,078	150,101,451	284,341,530	-369,898,549
55432	Charles Hill Ncojace Road Construction and Supervision	474,602,408	104,602,377	135,960,373	240,562,750	-234,039,658
55435	Upgrading of three Roundabouts	195,014,160	1,414,160	24,421,591	25,835,751	-169,178,409
55446	Improvement of Public Transport and Route Signage (BITP)	17,000,000	0	0	0	-17,000,000
55447	MTC Technology and Logistics (BITP)	12,323,330	2,323,330	419,506	2,742,836	-9,580,494
55448	Mmankodi- Jwaneng Road OPRC - (BITP)	701,299,811	236,407,721	83,482,030	319,889,751	-381,410,060
55449	Rakhuna- Mabule Road OPRC - (BITP)	419,789,806	110,513,398	33,374,725	143,888,124	-275,901,683
55450	Traffic Signal Modernisation & Centralised Traffic Control for Greater Gaborone - (BITP)	258,372,437	37,459,357	6,630,505	44,089,861	-214,282,576
55456	Mulambakwena-Tshesebe Road	172,101,000	94,990,176	38,867,488	133,857,664	-38,243,336
55457	Mabeleapudi - Serule Road	267,481,535	481,535	102,075,040	102,556,575	-164,924,960
55458	Mmandunyane -Mathangwane Bypass Road	101,100,000	0	2,672,351	2,672,351	-98,427,649
55459	Thalamabele -Mosu Road	96,451,095	1,451,094	23,879,758	25,330,852	-71,120,243
55460	Radisele - Pilikwe Road	30,720,225	3,413,633	237,153	3,650,786	-27,069,439
55461	Thamaga-Kubung Road	2,903,449	903,448	223,440	1,126,888	-1,776,561

STATEMENT OF DEVELOPMENT EXPENDITURE FOR THE YEAR TO 31ST MARCH, 2019

(Figures in Pula)

		REVISED TOTAL ESTIMATED COSTS (TEC) 2017-2023	ACTUAL EXPENDITURE PREVIOUS YEARS	ACTUAL EXPENDITURE 2018-2019	TOTAL EXPENDITURE TO 31-MAR-2019	UNEXPENDED BALANCE OF TEC OVER + OR UNDER -
Ministry	2400	Ministry of Transport and Communications				
Department	2405	Department of Roads				
Project	11632	Roads Infrastructure				
55462	Goodhope - Kgoro-Gathwane road	1,669,114	1,664,971	0	1,664,971	-4,143
55463	Manyana - Moshupa Road	5,099,359	1,999,359	99,890	2,099,249	-3,000,110
55464	Mmathethe-Tsoaneng Road	120,000,000	0	0	0	-120,000,000
55465	Modipane - Mabalane Road	50,000,000	0	0	0	-50,000,000
55471	Makalamabedi-Motopi	56,000,000	0	0	0	-56,000,000
55472	Palapye Martins Drift	195,000,000	0	0	0	-195,000,000
55479	Mosetse- Kazungula Railway Line	400,943,725	0	0	0	-400,943,725
PROJECT TOTAL		7,287,436,996	1,336,851,633	1,481,264,128	2,818,115,762	-4,469,321,235
DEPARTMENT TOTAL		7,317,436,996	1,336,851,633	1,481,264,128	2,818,115,762	-4,499,321,235

STATEMENT OF DEVELOPMENT EXPENDITURE FOR THE YEAR TO 31ST MARCH, 2019

(Figures in Pula)

		REVISED TOTAL ESTIMATED COSTS (TEC) 2017-2023	ACTUAL EXPENDITURE PREVIOUS YEARS	ACTUAL EXPENDITURE 2018-2019	TOTAL EXPENDITURE TO 31-MAR-2019	UNEXPENDED BALANCE OF TEC OVER + OR UNDER -
Ministry	2400	Ministry of Transport and Communications				
Department	2406	Department of Information Technology				
Project	11631	Information and Communication Technology				
54921	Government Data Network Phase III	241,600,000	70,000,000	69,790,812	139,790,812	-101,809,188
54926	International Connectivity	12,137,903	0	0	0	-12,137,903
55467	Government Integrated Data Centre (e-Gov)	85,000,000	0	0	0	-85,000,000
55468	Government of Botswana Enterprises Architecture (e-Gov)	104,100,000	17,471,983	36,806,269	54,278,252	-49,821,748
55469	eServices Resuscitation (e-Gov)	40,000,000	0	0	0	-40,000,000
55470	Programme Management Services(e-Gov)	80,000,000	0	0	0	-80,000,000
PROJECT TOTAL		562,837,903	87,471,983	106,597,082	194,069,065	-368,768,838
DEPARTMENT TOTAL		562,837,903	87,471,983	106,597,082	194,069,065	-368,768,838
MINISTRY TOTAL		9,417,275,806	1,768,340,867	2,046,254,086	3,814,594,953	-5,602,680,853

STATEMENT OF DEVELOPMENT EXPENDITURE FOR THE YEAR TO 31ST MARCH, 2019

(Figures in Pula)

		REVISED TOTAL ESTIMATED COSTS (TEC) 2017-2023	ACTUAL EXPENDITURE PREVIOUS YEARS	ACTUAL EXPENDITURE 2018-2019	TOTAL EXPENDITURE TO 31-MAR-2019	UNEXPENDED BALANCE OF TEC OVER + OR UNDER -
Ministry	2500	Ministry of Defence, Justice and Security				
Department	2501	Headquarters (MDJS)				
Project	11681	MDJS Headquarters Services				
56030	Construction of Boarder Patrol Road	29,704,480	0	0	0	-29,704,480
56066	Intergrated MDJS ICT Systems	34,000,000	13,748,893	0	13,748,893	-20,251,107
56093	Construction of Staff Houses at Dukwi Detention Centre	40,809,266	4,317,830	0	4,317,830	-36,491,436
56094	Upgrading of Dukwi Refugee Camp Clinic	10,000,000	0	0	0	-10,000,000
56095	MDJS Fleet Expansion	18,386,098	1,565,385	3,499,618	5,065,003	-13,321,095
56096	Development of Legal Aid	11,500,156	1,700,000	0	1,700,000	-9,800,156
PROJECT TOTAL		144,400,000	21,332,108	3,499,618	24,831,726	-119,568,274
DEPARTMENT TOTAL		144,400,000	21,332,108	3,499,618	24,831,726	-119,568,274

STATEMENT OF DEVELOPMENT EXPENDITURE FOR THE YEAR TO 31ST MARCH, 2019

(Figures in Pula)

		REVISED TOTAL ESTIMATED COSTS (TEC) 2017-2023	ACTUAL EXPENDITURE PREVIOUS YEARS	ACTUAL EXPENDITURE 2018-2019	TOTAL EXPENDITURE TO 31-MAR-2019	UNEXPENDED BALANCE OF TEC OVER + OR UNDER -
Ministry	2500	Ministry of Defence, Justice and Security				
Department	2502	Botswana Defence Force				
Project	11682	Strengthening of Botswana Defence Force Capabilities				
55921	Infrastructure	8,931,513,997	220,657,001	221,123,761	441,780,761	-8,489,733,236
55922	Air Assets	699,063,407	141,253,854	178,953,077	320,206,931	-378,856,476
55923	Vehicles	263,336,770	116,673,002	120,424,869	237,097,871	-26,238,899
55924	Defence Equipment	3,910,284,775	1,236,352,924	1,140,141,985	2,376,494,909	-1,533,789,866
56034	BDF Joint Technical Training School	5,000,000	0	0	0	-5,000,000
56040	Hangars	8,000,000	5,999,241	7,910,321	13,909,562	5,909,562
56042	BHC Construction	218,475,601	9,985,004	217,269,484	227,254,488	8,778,887
56043	Maint. Infrastructure	343,391,575	172,118,868	143,546,277	315,665,145	-27,726,430
56045	Communication Equipment	81,706,804	73,054,385	47,996,680	121,051,065	39,344,261
56047	Special Training Equipment	15,000,000	0	0	0	-15,000,000
56048	Standby Generators	5,231,849	35,200	4,178,987	4,214,187	-1,017,662
56062	SSKB Clinic	-6,065,850	1,007,367	6,990,869	7,998,236	14,064,086
56070	Aircraft Refurbishment	270,774,482	150,447,626	42,811,376	193,259,003	-77,515,479
56071	Vehicle Refurbishment	44,786,590	50,426,265	15,871,816	66,298,081	21,511,491
56138	Defence Logistics Support	40,000,000	0	0	0	-40,000,000
PROJECT TOTAL		14,830,500,000	2,178,010,737	2,147,219,501	4,325,230,238	-10,505,269,762
DEPARTMENT TOTAL		14,830,500,000	2,178,010,737	2,147,219,501	4,325,230,238	-10,505,269,762

STATEMENT OF DEVELOPMENT EXPENDITURE FOR THE YEAR TO 31ST MARCH, 2019

(Figures in Pula)

		REVISED TOTAL ESTIMATED COSTS (TEC) 2017-2023	ACTUAL EXPENDITURE PREVIOUS YEARS	ACTUAL EXPENDITURE 2018-2019	TOTAL EXPENDITURE TO 31-MAR-2019	UNEXPENDED BALANCE OF TEC OVER + OR UNDER -
Ministry	2500	Ministry of Defence, Justice and Security				
Department	2503	Botswana Police Service				
Project	11683	Strengthening of Botswana Police Services				
55928	Molepolole housing 5 hc 10mc 30lc	277,109,509	209,509	0	209,509	-276,900,000
55934	Serule Wetlands	178,097	178,097	0	178,097	0
55935	Mmathubudukwane Police Station	191,272,283	62,647,282	62,223,591	124,870,873	-66,401,410
55936	Maitengwe Police Station	94,295,397	15,792,185	29,029,236	44,821,421	-49,473,976
55937	Mmashoro Police Station	35,000,000	0	0	0	-35,000,000
55938	Letlhakane Police Houses	45,000,000	0	8,161,726	8,161,726	-36,838,274
55940	Block 10 houses	37,996,194	11,596,070	1,350,124	12,946,194	-25,050,000
55941	Forensic Lab	321,819,220	46,279,846	135,421,799	181,701,645	-140,117,575
55948	Sebina Police Station	25,000,000	0	0	0	-25,000,000
55950	Semolale Police Station	87,992,206	15,287,021	38,481,184	53,768,205	-34,224,001
55956	Construction of Posts & Base Camps	22,411,295	3,290,883	1,952,058	5,242,942	-17,168,353
55964	Serowe Police Station	20,000,000	0	0	0	-20,000,000
55985	Purchase of vehicles	64,536,529	2,786,529	9,232,966	12,019,495	-52,517,034
55988	Safer City	292,956,043	38,447,640	114,142,618	152,590,258	-140,365,785
55989	Global Surveillance and Monitoring (GSM)	78,747,896	6,695,195	5,939,441	12,634,636	-66,113,261
55990	Smartzone	69,501,543	9,175,573	9,096,056	18,271,629	-51,229,914
56069	Provision of Police Staff Houses	64,751,563	9,738,928	12,635	9,751,562	-55,000,000
56079	Block 10 Police Station (Office Block)	49,860,883	4,660,883	4,660,883	9,321,766	-40,539,117
56082	Purchase of Helicopters and Systems Development	76,597,612	36,369,490	9,062,091	45,431,581	-31,166,031
56084	Tsabong Police Houses	14,300,000	2,000,000	1,300,000	3,300,000	-11,000,000
56085	Maintenance of Police Estate	131,700,513	24,154,157	18,288,629	42,442,786	-89,257,727
56086	Molapowabojang Police Houses	9,038,977	2,433,977	3,015,968	5,449,945	-3,589,032
56087	Mmadinare Police Houses	61,597,000	4,000,000	1,297,136	5,297,136	-56,299,864
56092	Botswana Police Hangars	21,331,290	1,830,290	1,525,242	3,355,532	-17,975,758
56097	Human Resource Management System	65,900,951	14,864,065	10,770,610	25,634,675	-40,266,277
56098	Provision of Staff Houses	90,800,000	0	0	0	-90,800,000
56101	Ramokgonami Police Station and 26 Houses	30,000,000	0	0	0	-30,000,000
56102	Tutume Police Station and 19 Houses	30,000,000	0	0	0	-30,000,000
56103	Ghanzi Police Station and 30	30,000,000	0	0	0	-30,000,000

STATEMENT OF DEVELOPMENT EXPENDITURE FOR THE YEAR TO 31ST MARCH, 2019

(Figures in Pula)

		REVISED TOTAL ESTIMATED COSTS (TEC) 2017-2023	ACTUAL EXPENDITURE PREVIOUS YEARS	ACTUAL EXPENDITURE 2018-2019	TOTAL EXPENDITURE TO 31-MAR-2019	UNEXPENDED BALANCE OF TEC OVER + OR UNDER -
Ministry	2500	Ministry of Defence, Justice and Security				
Department	2503	Botswana Police Service				
Project	11683	Strengthening of Botswana Police Services				
	Houses					
56104	Police Headquarters Expansion	80,000,000	0	0	0	-80,000,000
56105	SSG Francistown Workshop and houses	70,000,000	0	0	0	-70,000,000
56106	Phitshane Molopo Police Station and Houses	20,000,000	0	0	0	-20,000,000
56107	Gaborone Central Police Station and Workshop	13,000,000	0	0	0	-13,000,000
56108	Matsiloje Police Station and 25 Houses	20,000,000	0	0	0	-20,000,000
56109	Molepolole Police Station and 150 Houses	15,000,000	0	0	0	-15,000,000
56110	Tatitown Police Station	15,000,000	0	0	0	-15,000,000
56111	Dikgonnye Warehouse-Police	16,000,000	0	0	0	-16,000,000
56112	Gweta Police Station and 26 Houses	5,000,000	0	0	0	-5,000,000
56113	Kalkfontein Police Station and 26 Houses	10,000,000	0	0	0	-10,000,000
56114	Mmathethe Police Station and Housing	5,000,000	0	0	0	-5,000,000
56115	Tsetsebjwe Police Station	35,000,000	0	0	0	-35,000,000
56116	Air Support	30,000,000	0	0	0	-30,000,000
56117	Upgrading of Police Remote Telecommunicafions Sites	10,000,000	0	0	0	-10,000,000
56119	Development of Crime Analysis Systems	38,305,000	0	7,000,000	7,000,000	-31,305,001
	PROJECT TOTAL	2,722,000,001	312,437,619	471,963,992	784,401,611	-1,937,598,389
	DEPARTMENT TOTAL	2,722,000,001	312,437,619	471,963,992	784,401,611	-1,937,598,389

STATEMENT OF DEVELOPMENT EXPENDITURE FOR THE YEAR TO 31ST MARCH, 2019

(Figures in Pula)

		REVISED TOTAL ESTIMATED COSTS (TEC) 2017-2023	ACTUAL EXPENDITURE PREVIOUS YEARS	ACTUAL EXPENDITURE 2018-2019	TOTAL EXPENDITURE TO 31-MAR-2019	UNEXPENDED BALANCE OF TEC OVER + OR UNDER -
Ministry	2500	Ministry of Defence, Justice and Security				
Department	2505	Department of Prisons and Rehabilitation				
Project	11684	Strengthening of Botswana Prison Services				
55998	Computerisation of Prison System	39,940,853	0	0	0	-39,940,853
56002	Improvements to Serowe Prison	33,500,000	0	0	0	-33,500,000
56012	Fencing for 18 Prison Facilities	67,662,468	24,838,858	11,228,925	36,067,783	-31,594,685
56054	Prisons Vehicles	20,000,000	0	0	0	-20,000,000
56061	Construction of Staff Houses	18,000,000	0	2,995,190	2,995,190	-15,004,810
56068	Installation of stand-by Generators various prisons	799,161	708,932	90,229	799,160	-1
56076	Prison Security Equipment	18,000,000	0	0	0	-18,000,000
56099	Establishment of a Rehabilitation Centre at Lobatse	57,728,600	0	0	0	-57,728,600
56120	Prisons Headquarters Building	82,000,000	0	0	0	-82,000,000
56121	Improvements to Mahalapye Prison	16,000,000	0	0	0	-16,000,000
56122	Equipment Improvements to Francistown Complex	5,000,000	0	0	0	-5,000,000
56123	Improvements to Mochudi Prison	110,900,000	0	0	0	-110,900,000
56124	Improvements to Serowe Prisons Phase II	10,000,000	0	0	0	-10,000,000
56125	Construction of High Security Wing at Kasane Prison	2,000,000	0	0	0	-2,000,000
56126	Construction of Security Wing , Farm and Staff Houses at Sepopa	24,500,000	0	0	0	-24,500,000
56127	Construction of High Security Wing at Tshane Prison	5,000,000	0	0	0	-5,000,000
56128	Expansion of Dog Unit	2,400,000	0	0	0	-2,400,000
56129	Prisons Staff College Phase II	17,000,000	0	0	0	-17,000,000
56130	Communications Equipment	5,000,000	0	0	0	-5,000,000
56131	Gaborone Prison Complex - Kitchen and Laundry Equipment	1,500,000	0	0	0	-1,500,000
56132	Farming Infrastructure and Equipment	51,000,000	0	0	0	-51,000,000
56133	Introduction of Case Management	5,000,000	0	0	0	-5,000,000
56134	Refurbishment of Prisons Facilities	21,059,147	0	365,658	365,658	-20,693,489
PROJECT TOTAL		613,990,229	25,547,790	14,680,002	40,227,792	-573,762,437
DEPARTMENT TOTAL		613,990,229	25,547,790	14,680,002	40,227,792	-573,762,437
MINISTRY TOTAL		18,310,890,230	2,537,328,254	2,637,363,114	5,174,691,368	-13,136,198,862

STATEMENT OF DEVELOPMENT EXPENDITURE FOR THE YEAR TO 31ST MARCH, 2019

(Figures in Pula)

		REVISED TOTAL ESTIMATED COSTS (TEC) 2017-2023	ACTUAL EXPENDITURE PREVIOUS YEARS	ACTUAL EXPENDITURE 2018-2019	TOTAL EXPENDITURE TO 31-MAR-2019	UNEXPENDED BALANCE OF TEC OVER + OR UNDER -
Ministry	2600	Ministry of Employment, Labour Productivity and Skills Development				
Department	2601	Headquarters (MELSD)				
Project	11733	MELSD Facilities				
57935	Bridgates Maintenance	62,500,000	1,397,063	6,126,920	7,523,982	-54,976,018
57943	Establishment of Rapid Skills Centres	42,514,210	0	0	0	-42,514,210
PROJECT TOTAL		105,014,210	1,397,063	6,126,920	7,523,982	-97,490,228
Project	11734	MELSD Computerisation				
57936	LAN Upgrade and Equipment for TVET Institutions	26,679,544	0	10,387,736	10,387,736	-16,291,808
57937	BNPC Computerisation	6,200,000	2,000,000	0	2,000,000	-4,200,000
57939	Botswana Employment System	10,000,000	0	0	0	-10,000,000
57940	National Service Excellence Framework	2,500,000	0	0	0	-2,500,000
57941	Work Permit System	11,728,421	0	0	0	-11,728,421
57942	MTTC Local Area Network (LAN) Expansion	698,735	0	698,734	698,734	-1
PROJECT TOTAL		57,806,700	2,000,000	11,086,470	13,086,470	-44,720,230
Project	11735	MELSD Fleet Expansion				
57938	MELSD Vehicles	9,000,000	2,919,267	3,612,896	6,532,163	-2,467,837
PROJECT TOTAL		9,000,000	2,919,267	3,612,896	6,532,163	-2,467,837
DEPARTMENT TOTAL		171,820,910	6,316,330	20,826,285	27,142,615	-144,678,295
MINISTRY TOTAL		171,820,910	6,316,330	20,826,285	27,142,615	-144,678,295

STATEMENT OF DEVELOPMENT EXPENDITURE FOR THE YEAR TO 31ST MARCH, 2019

(Figures in Pula)

		REVISED TOTAL ESTIMATED COSTS (TEC) 2017-2023	ACTUAL EXPENDITURE PREVIOUS YEARS	ACTUAL EXPENDITURE 2018-2019	TOTAL EXPENDITURE TO 31-MAR-2019	UNEXPENDED BALANCE OF TEC OVER + OR UNDER -
Ministry	2700	Ministry of Tertiary Education, Research, Science and Technology				
Department	2701	Headquarters (MoTE)				
Project	11751	MoTE Computerisation				
56931	LAN Upgrade & Equipment Colleges of Education	98,000,000	0	0	0	-98,000,000
56932	Oodi College of Applied Arts and Technology (Equipment)	6,000,000	2,694,863	0	2,694,863	-3,305,137
	PROJECT TOTAL	104,000,000	2,694,863	0	2,694,863	-101,305,137
Project	11754	MoTE Infrastructure and Maintenance				
56932	Oodi College of Applied Arts and Technology (Equipment)	10,168,000	0	200,913	200,913	-9,967,087
56942	Construction of Icon Building for BIH HQ	1,701,040,093	76,682,623	126,340,000	203,022,623	-1,498,017,470
56943	S/Phikwe Technical College Upgrading	5,000,000	0	0	0	-5,000,000
56947	Institute of Health Sciences	5,373,925	0	0	0	-5,373,925
	PROJECT TOTAL	1,721,582,018	76,682,623	126,540,913	203,223,536	-1,518,358,482
	DEPARTMENT TOTAL	1,825,582,018	79,377,486	126,540,913	205,918,399	-1,619,663,619

STATEMENT OF DEVELOPMENT EXPENDITURE FOR THE YEAR TO 31ST MARCH, 2019

(Figures in Pula)

			REVISED TOTAL ESTIMATED COSTS (TEC) 2017-2023	ACTUAL EXPENDITURE PREVIOUS YEARS	ACTUAL EXPENDITURE 2018-2019	TOTAL EXPENDITURE TO 31-MAR-2019	UNEXPENDED BALANCE OF TEC OVER + OR UNDER -
Ministry	2700	Ministry of Tertiary Education, Research, Science and Technology					
Department	2703	Department of Teacher Training and Technical Education					
Project	11754	MoTE Infrastructure and Maintenance					
56943	S/Phikwe Technical College Upgrading		11,443,320	0	10,532,364	10,532,364	-910,956
	PROJECT TOTAL		11,443,320	0	10,532,364	10,532,364	-910,956
	DEPARTMENT TOTAL		11,443,320	0	10,532,364	10,532,364	-910,956

STATEMENT OF DEVELOPMENT EXPENDITURE FOR THE YEAR TO 31ST MARCH, 2019

(Figures in Pula)

		REVISED TOTAL ESTIMATED COSTS (TEC) 2017-2023	ACTUAL EXPENDITURE PREVIOUS YEARS	ACTUAL EXPENDITURE 2018-2019	TOTAL EXPENDITURE TO 31-MAR-2019	UNEXPENDED BALANCE OF TEC OVER + OR UNDER -
Ministry	2700	Ministry of Tertiary Education, Research, Science and Technology				
Department	2704	Department of Research, Science and Technology				
Project	11752	Research and Development				
56933	Implementation of Indigenous Knowledge System (IKS) Policy	7,500,000	4,250	0	4,250	-7,495,750
56934	Implementation of Research, Science, Technology Innovation	68,044,519	320,845	1,253,554	1,574,400	-66,470,119
56935	Climate change projects - Research Studies	9,800,000	1,410,000	1,250,000	2,660,000	-7,140,000
56936	Natural resources and material projects - Research Studies	80,985,482	12,300,500	18,370,482	30,670,982	-50,314,500
56937	ICT and Electronics - Research Studies	111,881,680	10,800,000	83,556,680	94,356,680	-17,525,000
56938	Energy - Research Studies	26,500,000	5,875,000	5,000,000	10,875,000	-15,625,000
56939	Building materials - Research Studies	75,156,830	8,212,377	27,000,000	35,212,377	-39,944,453
56945	Innovation Fund	15,000,000	0	0	0	-15,000,000
56946	Research Capacity Buliding (HRDC)	5,000,000	0	0	0	-5,000,000
PROJECT TOTAL		399,868,510	38,922,972	136,430,716	175,353,688	-224,514,822
DEPARTMENT TOTAL		399,868,510	38,922,972	136,430,716	175,353,688	-224,514,822

STATEMENT OF DEVELOPMENT EXPENDITURE FOR THE YEAR TO 31ST MARCH, 2019

(Figures in Pula)

		REVISED TOTAL ESTIMATED COSTS (TEC) 2017-2023	ACTUAL EXPENDITURE PREVIOUS YEARS	ACTUAL EXPENDITURE 2018-2019	TOTAL EXPENDITURE TO 31-MAR-2019	UNEXPENDED BALANCE OF TEC OVER + OR UNDER -
Ministry	2700	Ministry of Tertiary Education, Research, Science and Technology				
Department	2705	Radiation Protection Inspectorate				
Project	11753	Detection and Disposal of Radioactive Materials				
56940	Orphan Radiactive Storage Facility	4,700,000	0	0	0	-4,700,000
56941	Radioactive Material Border Detection Systems	10,760,000	0	0	0	-10,760,000
	PROJECT TOTAL	15,460,000	0	0	0	-15,460,000
	DEPARTMENT TOTAL	15,460,000	0	0	0	-15,460,000
	MINISTRY TOTAL	2,252,353,848	118,300,458	273,503,993	391,804,451	-1,860,549,397
	GRAND TOTAL	110,708,992,472	14,745,844,969	15,454,299,474	30,200,144,442	-80,508,848,030

STATEMENT 7

DEVELOPMENT FUND BY DONOR

This statement provides details of funding of development project by Donor and Domestic Development Fund and the level of expenditure thereof.

DETAILS OF DEVELOPMENT FUND BY DONOR FOR THE YEAR ENDED 31ST MARCH 2019

		(Figures in Pula)	
		INCOME	EXPENDITURE
DONOR			
214 European Development Fund (EDF)			
11213	Doing Business Reforms	5,926,314	5,926,314
		5,926,314	5,926,314
235 Global Fund			
11334	HIV/AIDS Programmes	39,845,139	39,845,139
		39,845,139	39,845,139
238 IFAD Grant			
11111	Agriculture Support Schemes	5,329	5,329
		5,329	5,329
325 Centre for Disease Control			
11334	HIV/AIDS Programmes	25,505,222	25,505,222
		25,505,222	25,505,222
417 Japanese International Cooperation Agency (JICA)			
11632	Roads Infrastructure	94,373,584	94,373,584
		94,373,584	94,373,584
511 African Development Bank (ADB)			
11113	Crop Production and Protection	70,000,000	70,000,000
		70,000,000	70,000,000
513 International Bank for Reconstruction and Development (IBRD)			
11454	Water Supply Pipelines	20,466,667	20,466,667
11632	Roads Infrastructure	142,456,663	142,456,663
		162,923,330	162,923,330
515 Organisation of Petroleum Exporting Countries (OPEC)			
11632	Roads Infrastructure	23,084,201	23,084,201
		23,084,201	23,084,201
518 International Fund for Agricultural Development (IFAD)			
11111	Agriculture Support Schemes	5,123	5,123
		5,123	5,123
Donor Total		421,668,242	421,668,242

DETAILS OF DEVELOPMENT FUND BY DONOR FOR THE YEAR ENDED 31ST MARCH 2019

		(Figures in Pula)	
		INCOME	EXPENDITURE
811	Domestic Development Fund		
11001	Modernisation of National Assembly Facilities and Services	2,104,952	2,104,952
11011	MoPAGPA Consultancies	22,303,720	22,303,720
11012	Strengthening of DIS Capabilities	149,736,496	149,736,496
11013	Strengthening of DCEC Capabilities	11,054,817	11,054,817
11015	MoPAGPA Computerisation	1,005,810	1,005,810
11016	Improvements to Broadcasting Services	66,456,296	66,456,296
11017	MoPAGPA Infrastructure	12,488,930	12,488,930
11018	Botswana Civil Service College	2,839,580	2,839,580
11019	Social Protection and Disaste Preparedness	151,463,180	151,463,180
11020	OP Fleet Expansion	2,006,806	2,006,806
11061	MFED Computerisation	19,998,098	19,998,098
11062	Statistical Survey and Studies	22,500,000	22,500,000
11063	MFED Consultancies	6,286,869	6,286,869
11064	MFED Infrastructure	68,928,843	68,928,843
11081	MNIG Computerisation	3,670,157	3,670,157
11082	MNIG Consultancies	1,624,002	1,624,002
11083	MNIG Fleet Expansion	2,527,421	2,527,421
11084	MNIG Facilities	8,527,476	8,527,476
11111	Agriculture Support Schemes	634,614,945	634,614,945
11112	Animal Diseases Control Emergency Programme	38,908,113	38,908,113
11113	Crop Production and Protection	21,718,698	21,718,698
11114	MoA Infrastructure Development	95,064,488	95,064,488
11115	Research Support Programme	12,400,000	12,400,000
11116	MoA Computerisation	26,411,408	26,411,408
11117	MOA Fleet Expansion	7,114,477	7,114,477
11118	BMC Finances	800,000,000	800,000,000
11161	MoBE Computerisation	15,377,337	15,377,337
11162	Secondary Education	340,100,231	340,100,231
11163	Special Education	1,073,255	1,073,255
11164	MoBE Consultancies	8,830,272	8,830,272
11165	Botswana Examination Council (BEC)	5,000,000	5,000,000
11211	MITI Infrastructure Development	18,000,000	18,000,000
11213	Doing Business Reforms	10,123,399	10,123,399
11231	Social Welfare Programmes	1,151,726,313	1,151,726,313
11232	Local Government Infrastructure	285,000,000	285,000,000
11233	Development of Primary Education Services	292,718,115	292,718,115
11234	Tribal Administration Infrastructure Development	10,708,752	10,708,752
11281	Power Generation and Distribution	814,275,779	814,275,779
11282	Rural Village Electrification and Ntework Extension	287,784,433	287,784,433
11283	Botswana Power Corporation Support	1,100,000,000	1,100,000,000
11285	Mineral Resources Exploration	276,000	276,000
11286	Green Technology	1,494,586	1,494,586
11290	National Oil Security	591,200,000	591,200,000
11331	MoHW Consultancies	692,591	692,591

DETAILS OF DEVELOPMENT FUND BY DONOR FOR THE YEAR ENDED 31ST MARCH 2019

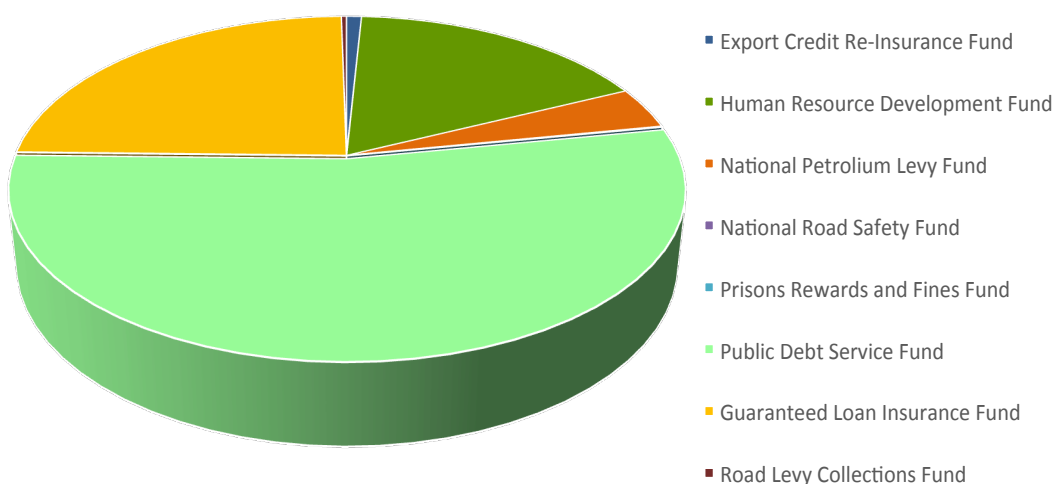
		(Figures in Pula)	
		INCOME	EXPENDITURE
811	Domestic Development Fund		
11332	Primary Health Care Services	118,436,098	118,436,098
11333	Hospital Services	190,748,300	190,748,300
11334	HIV/AIDS Programmes	15,805,783	15,805,783
11336	MoHW Fleet Expansion	314,216	314,216
11337	Institute of Health Sciences	5,686,674	5,686,674
11381	AOJ Infrastructure	65,532,722	65,532,722
11382	AOJ Computerisation	1,334,012	1,334,012
11391	AGC Infrastructure	2,588,951	2,588,951
11392	Development of AGC Services	887,104	887,104
11421	MAIC Infrastructure	131,426,344	131,426,344
11431	Facilitation of Elections	112,011,114	112,011,114
11441	Ombudsman Infrastructure	5,269,010	5,269,010
11451	Land Development	82,426,021	82,426,021
11452	MWLS Facilities	22,594,644	22,594,644
11453	Sustainable Land Management	67,104,409	67,104,409
11454	Water Supply Pipelines	1,331,756,986	1,331,756,986
11455	Water Supply and Sanitation Networks	616,550,433	616,550,433
11501	Broadening the Tourism Base	27,881,918	27,881,918
11502	MENT Infrastructure	12,180,181	12,180,181
11504	Wildlife Species Management	80,840,993	80,840,993
11505	Environment Protection	1,142,043	1,142,043
11551	IC Infrastructure	1,038,576	1,038,576
11561	Strengthening MYSC Operations	8,051,061	8,051,061
11562	MYSC Infrastructure	50,000,000	50,000,000
11563	Development of Cultural Infrastructure and Programmes	941,633	941,633
11581	MIH Infrastructure and Maintenance	51,850,780	51,850,780
11582	Social and Affordable Housing	184,061,551	184,061,551
11631	Information and Communication Technology	202,696,013	202,696,013
11632	Roads Infrastructure	1,241,675,072	1,241,675,072
11634	Civil Aviation Infrastructure	52,037,352	52,037,352
11636	Air Botswana Finances	289,931,200	289,931,200
11681	MDJS Headquarters Services	3,499,618	3,499,618
11682	Strengthening of Botswana Defence Force Capabilities	2,147,219,501	2,147,219,501
11683	Strengthening of Botswana Police Services	471,963,992	471,963,992
11684	Strengthening of Botswana Prison Services	14,680,002	14,680,002
11733	MELSD Facilities	6,126,920	6,126,920
11734	MELSD Computerisation	11,086,470	11,086,470
11735	MELSD Fleet Expansion	3,612,896	3,612,896
11752	Research and Development	136,430,716	136,430,716
11754	MoTE Infrastructure and Maintenance	137,073,278	137,073,278
Domestic Development Fund Total		15,032,631,232	15,032,631,232
Donor Total		421,668,242	421,668,242
Total		15,454,299,474	15,454,299,474

STATEMENT 8

INVESTMENT AND LOANS MADE FROM SPECIAL FUNDS

The chart below shows special funds in Financial Institutions and /or fund management entities/organizations as well as loans to Local Authorities, Public Enterprises and Statutory Bodies.

INVESTMENT AS AT 31ST MARCH 2019



STATEMENT OF INVESTMENTS AND LOANS MADE FROM SPECIAL FUNDS**AS AT 31ST MARCH 2019****SUMMARY**

FUND NAME	(Amounts in Pula)		
	INVESTMENTS AS PER ACCOUNTANT GENERAL'S BALANCE SHEET	INVESTMENTS AS PER SUBMISSIONS	LOANS & OTHER NET ASSETS AS PER SUBMISSIONS
1 Export Credit Re-Insurance Fund	33,663,271	33,114,566	548,704.87
2 Human Resource Development Fund	732,983,877	732,983,877	
3 National Petroleum Levy Fund	154,695,594	154,695,594	
4 National Road Safety Fund	1,800,259	1,800,259	-
5 Prisons Rewards And Fines Fund	107,349	107,349	
6 Public Debt Service Fund	2,060,418,678	2,060,418,678	
7 Road Levy Collections Fund	11,366,426	11,366,426	
8 Guaranteed Loans Insurance Fund	943,312,073	943,312,073	
TOTALS	3,938,347,527	3,937,798,822	548,704.87

**STATEMENT OF INVESTMENTS AND LOANS MADE FROM SPECIAL FUNDS
AS AT 31ST MARCH 2019**

(Amounts in Pula)

Description	Amount Investment /Loan	Amount Outstanding 31 March 2019	Interest Rate %	Account Details
<u>EXPORT CREDIT RE-INSURANCE FUND</u>				
1 Investments	33,114,566	33,114,566		
2 Other Assets	548,705	548,705		
	33,663,271	33,663,271		
<u>HUMAN RESOURCE DEVELOPMENT FUND</u>				
1 Investment Stanbic	75,848,991	75,848,991		9060000980051
Investment Standard	371,243,749	371,243,749		140057487100
Investment Banc ABC	218,908,468	218,908,468		1153869390701
2 Other Assests (Receivables)	66,982,669	66,982,669		
	732,983,877	732,983,877		
<u>*NATIONAL PETROLEUM FUND</u>				
1 Investments-Stanbic Bank	154,695,594	154,695,594		0140010423500
2 Other Assets	-	-		
	154,695,594	154,695,594		
<u>NATIONAL ROAD SAFETY FUND (NRSF)</u>				
1 Botswana Building Society (BBS)* Paid-Up Savings	1,800,259	1,800,259	1.65	0100001375355
	1,800,259	1,800,259		
<u>PRISONS REWARDS AND FINES FUND</u>				
1 Botswana Building Society (BBS)* Paid-Up Savings	107,349	107,349	1.65	0100001351944
	107,349	107,349		
<u>PUBLIC DEBT SERICE FUND</u>				
1 Domestic Lending	2,060,418,678	2,060,418,678		
	2,060,418,678	2,060,418,678		
<u>ROAD LEVY COLLECTION FUND (RLCF)</u>				
1 Botswana Building Society (BBS)* Paid-Up Savings	11,366,426	11,366,426	1.65	0100001369746
	11,366,426	11,366,426		
<u>*GUARANTEED LOAN INSURANCE FUND (GLIF)</u>				
1 Investments (Various Banks)	943,312,073	943,312,073		
	943,312,073	943,312,073		
TOTAL	3,938,347,527	3,938,347,527		

Note

*The bank statements for National Petroleum Fund were not submitted for confirmation.

*GLIF Investments Banks - African Banking Corporation, Barclays Bank, Botswana Savings Bank, First National Bank, Stanbic Bank and Standard Chartered Bank

*NRSF, Prisons Rewards and RLCF- All three investments accounts at BBS were previously categorised as shares and are now classified as Paid-Up Savings following the Demutualisation.

STATEMENT OF INVESTMENTS AND LOANS MADE FROM SPECIAL FUNDS
AS AT 31ST MARCH 2019

PUBLIC DEBT SERVICE FUND (PDSF)

(Amounts in Pula)

DESCRIPTION	LOAN AMOUNT	INTEREST CAPITALISED	REPAYMENTS COMMENCING	AMOUNT REDEEMED TO 31 MARCH 2018	AMOUNT REDEEMED DURING THE YEAR	TOTAL REDEEMED TO DATE	AMOUNT OUTSTANDING 31 MARCH 2019	INTEREST RATE % PER ANNUM	FINAL PAYMENT DATE
FRANCISTOWN CITY COUNCIL	1,445,864	412,201	1,999	1,105,199	178,697	1,283,896	574,169	14.6	9/20/2021
	2,224,412	594,864	1,998	1,547,839	259,896	1,807,735	1,011,541	14.6	12/19/2021
	998,731	285,418	1,998	653,499	107,268	760,767	523,382	14.6	6/4/2022
	583,418	170,358	2,000	357,082	58,681	415,763	338,013	14.6	3/24/2023
	2,994,500	874,394	1,996	3,594,960	273,934	3,868,894	-	14.6	7/12/2018
	8,246,925	2,337,235		7,258,579	878,476	8,137,055	2,447,105		
LOBATSE TOWN COUNCIL	3,964,315	925,390	1999	3,147,484	1,742,221	4,889,705	-	14.6	6/12/2022
	3,964,315	925,390		3,147,484	1,742,221	4,889,705	-		
SOWA TOWNSHIP AUTHORITY	2,655,253	620,090	1,995	2,827,305	448,038	3,275,343	-	14.6	3/22/2018
	343,000	100,293	1,997	329,987	52,668	382,655	60,638	14.6	1/24/2020
	155,496	38,548	1,999	99,838	16,209	116,047	77,997	14.6	6/23/2022
	291,525	85,242	1,998	241,585	59,105	300,690	76,077	14.6	9/21/2020
	1,746,918	488,468	1,999	1,239,558	193,783	1,433,341	802,045	14.6	2/20/2022
	347,933	91,750	2,000	192,903	31,900	224,803	214,880	14.6	4/2/2023
	5,540,125	1,424,391		4,931,176	801,703	5,732,879	1,231,637		
SELIBE-PHIKWE TOWN COUNCIL	1,805,455	433,309	1,995	2,102,717	136,047	2,238,764	-	12	11/16/2017
	2,927,916	711,010	1,995	2,333,299	584,075	2,917,374	721,552	14.6	6/8/2020
	5,725,097	1,100,727	1,995	5,892,121	933,703	6,825,824	-	14.6	4/8/2018
	510,756	149,141	1,998	363,983	91,996	455,979	203,918	14.6	6/17/2021
	270,781	79,068	1,999	178,860	45,455	224,315	125,535	14.6	12/2/2021
	1,397,478	408,064	2,003	535,105	143,254	678,359	1,127,183	14.6	6/14/2025
	12,637,483	2,881,319		11,406,085	1,934,529	13,340,614	2,178,188		
BOTSWANA PUBLIC OFFICERS MEDICAL AID SCHEME	66,000,000	10,588,932	2,013	20,747,575	5,218,296	25,965,871	50,623,061	8	6/14/2025
	66,000,000	10,588,932		20,747,575	5,218,296	25,965,871	50,623,061		
BOTSWANA MEAT COMMISSION	104,000,000	-	2,014	-	104,000,000	104,000,000	-	-	3/20/2022
	250,000,000	-	2,016	-	250,000,000	250,000,000	-	9.5	6/15/2024
	354,000,000	-		-	354,000,000	354,000,000	-		
BOTSWANA SAVINGS BANK	105,000,000	-	2,017	5,833,333	5,833,333	11,666,666	93,333,334	5	7/22/2024
	105,000,000	-		5,833,333	5,833,333	11,666,666	93,333,334		
BOTSWANA POSTAL SERVICES	140,000,000	-	2,017	1,382,282	-	1,382,282	138,617,718	9.5	12/19/2039
	140,000,000	-		1,382,282	-	1,382,282	138,617,718		
BOTSWANA HOUSING CORPORATION	400,000,000	-	2,017	30,769,231	30,769,231	61,538,462	338,461,538	3	12/15/2029
	400,000,000	-		30,769,231	30,769,231	61,538,462	338,461,538		
BOTSWANA FEDERATION OF TRADE UNIONS	2,960,000	-	2,023	-	-	-	2,960,000	-	6/1/2028
	2,960,000	-		-	-	-	2,960,000		
BAMANGWATO CONCESSIONS LIMITED (BCL)	900,566,097	-	2016	-	-	-	900,566,097	-	
	900,566,097	-	-	-	-	-	900,566,097	-	
NATIONAL DEVELOPMENT BANK	300,000,000	-	2018	-	-	-	300,000,000	1	5/10/2026
	300,000,000	-	-	-	-	-	300,000,000		
AIR BOTSWANA	230,000,000	-	2021	-	-	-	230,000,000	5	31/12/2025
	230,000,000	-	-	-	-	-	230,000,000		
TOTAL	2,528,914,945	18,157,267	-	85,475,745	401,177,789	486,653,534	2,060,418,678		

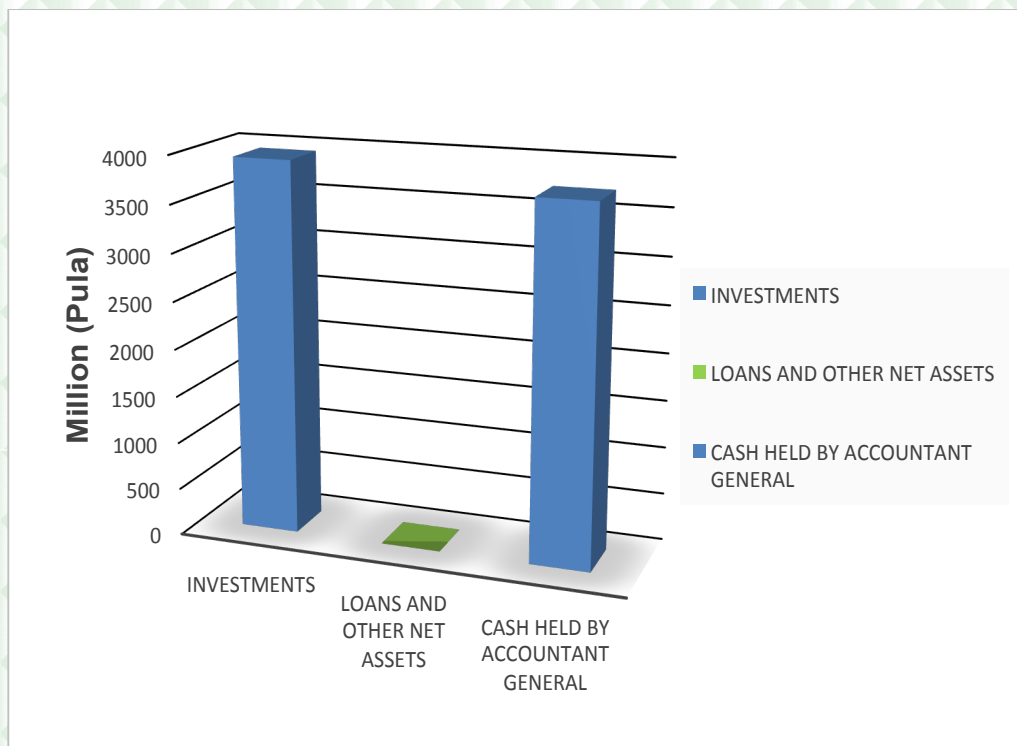
STATEMENT 9

STATEMENT OF SPECIAL FUNDS

Special fund refers to any fund of public revenues established by the law for some specific purposes, it can be any fund of public revenues established by law, any trust fund held by the Government and any fund created by the minister while exercising his powers (Section 38 (1) Public Finance Management Act 17 of 2011).

This statement is a summary of statement 10 and the two statements must always tally.

INVESTMENTS AND LOANS MADE FROM SPECIAL FUNDS AS AT 31ST MARCH 2019



**STATEMENT OF INVESTMENTS AND LOANS MADE FROM SPECIAL FUNDS
AS AT 31ST MARCH 2019**

(Figures in Pula)

	DESCRIPTION	BALANCE AS AT 1 APRIL 2018	INVESTMENTS	LOANS, OTHER NET ASSETS	CASH HELD BY ACCOUNTANT GENERAL	BALANCE AS AT 31 MARCH 2019
1	Agricultural Credit Guarantee Scheme Fund	20,487,559			239,838	239,838
2	BDF Rewards and Fines Fund	9,701,581			10,230,357	10,230,357
3	Botswana Innovation Hub Fund	12,000,000			3,392,150	3,392,150
4	Botswana Police Relief Fund	28,436,064			32,516,879	32,516,879
5	Botswana Police Rewards And Fines Fund	3,404,314			5,494,831	5,494,831
6	Cattle Export Levy Fund	7,216,611			11,552,184	11,552,184
7	Confiscated Asset Trust Fund	-			121,124	121,124
8	Conservation Trust Fund	23,349,969			17,768,441	17,768,441
9	Copyright & Neighbouring Rights Levy on Technical Devices Fund	23,889,540			27,436,401	27,436,401
10	Debt Participation Capital Fund	9,153,713			9,153,713	9,153,713
11	Export Credit Re-Insurance Fund	32,474,104	33,114,566	548,705		33,663,271
12	Foreign Exchange Stabilisation Fund	76,294,161			34,919,596	34,919,596
13	Guaranteed Loans Insurance (GLIF)	-	943,312,073			943,312,073
14	Guardians Fund	491,893,478			493,435,012	493,435,012
15	Housing Fund	200,246,657			214,578,698	214,578,698
16	Human Resource Development Fund	754,402,908	732,983,877		109,062,712	842,046,589
17	Levy on Alcoholic Beverages Fund	29,415,538			43,339,032	43,339,032
18	Livestock Advisory Services Fund	2,507,979			(1,549,855)	(1,549,855)
19	National Disaster Relief Fund	326,741			734,109	734,109
20	National Electrification Fund	416,258,246			241,373,169	241,373,169
21	National Environmental Fund	50,216,129			42,121,130	42,121,130
22	National Petroleum Fund	192,432,948	154,695,594		223,092,321	377,787,915
23	National Road Safety Fund	53,060,661	1,800,259		62,647,365	64,447,624
24	President's Housing Appeal Fund	-			891,712	891,712
25	Prison Industries Revolving Fund	107,737			107,737	107,737
26	Prisons Rewards And Fines Fund	283,330	107,349		204,095	311,444
27	Public Debt Service Fund	2,227,532,195	2,060,418,678		283,766,323	2,344,185,001
28	Revenue Stabilization Fund	392,375,754			392,375,754	392,375,754
29	Road Levy Collections Fund	1,220,082,826	11,366,426		949,709,275	961,075,701
30	Road Traffic Fines Fund	102,184,324			92,139,050	92,139,050
31	Sim's Bursary Trust Fund	540,832			560,212	560,212
32	Sir Seretse Khama Memorial Fund	4,920,978			5,363,336	5,363,336
33	Tertiary Education Development Fund	444,159,554			276,246,168	276,246,168
34	Tobacco and Tobacco Products Levy	50,596,381			108,723,032	108,723,032
35	Tourism Development Fund	2,911,659			34,928,387	34,928,387
36	Tourism Industry Training Fund	77,695,448			83,853,206	83,853,206
	TOTAL	6,960,559,917	3,937,798,822	548,705	3,726,674,289	7,748,875,022

STATEMENT 10

STATEMENT OF SPECIAL FUNDS DETAILS

As per the Public Finance Management Act, administrators of Special Funds should submit audited Income and Expenditure Statements and Balance Sheets for incorporation into the final accounts as per Statement of Special Funds (Statement 9).

STATEMENT OF SPECIAL FUNDS - DETAILS

1			
AGRICULTURE CREDIT GUARANTEE SCHEME FUND			
INCOME AND EXPENDITURE FOR THE YEAR ENDED 31ST MARCH 2019			
	P		P
EXPENDITURE		INCOME	
Farmers claims/payments	63,122,978	Receipts	21,041,003
		Additional Operating Income	21,594,430
		Interest on cash held by Accountant General	239,824
		Excess of Expenditure Over Income	20,247,721
	<u>63,122,978</u>		<u>63,122,978</u>
BALANCE SHEET AS AT 31ST MARCH 2019			
	P		P
LIABILITIES		ASSETS	
Fund Balance as at 1st April 2018	20,487,559	Cash held by Accountant General	239,838
Excess of Expenditure Over Income	20,247,721		
	<u>239,838</u>		<u>239,838</u>

2			
BOTSWANA DEFENCE FORCE (BDF) REWARDS AND FINES FUND			
INCOME AND EXPENDITURE FOR THE YEAR ENDED 31ST MARCH 2019			
	P		P
EXPENDITURE		INCOME	
Assistance to deceased families	382,500	Fines	459,442
Miscellaneous Expenses	72,991	Interest on Cash held by Accountant General	524,825
Excess Income Over Expenditure	528,776		
	<u>984,267</u>		<u>984,267</u>
BALANCE SHEET AS AT 31ST MARCH 2019			
	P		P
LIABILITIES		ASSETS	
Fund Balance as at 1st April 2018	9,701,581	Cash held by Accountant General	10,230,357
Excess Income Over Expenditure	528,776		
	<u>10,230,357</u>		<u>10,230,357</u>

3			
BOTSWANA INNOVATION HUB FUND			
INCOME AND EXPENDITURE FOR THE YEAR ENDED 31ST MARCH 2019			
	P		P
EXPENDITURE		INCOME	
Payments	8,607,850	Excess of Expenditure Over Income	8,607,850
	<u>8,607,850</u>		<u>8,607,850</u>
BALANCE SHEET AS AT 31ST MARCH 2019			
	P		P
LIABILITIES		ASSETS	
Fund Balance as at 1st April 2018	12,000,000	Cash held by Accountant General	3,392,150
Excess of Expenditure Over Income	8,607,850		
	<u>3,392,150</u>		<u>3,392,150</u>

4			
BOTSWANA POLICE RELIEF FUND			
INCOME AND EXPENDITURE FOR THE YEAR ENDED 31ST MARCH 2019			
	P		P
EXPENDITURE		INCOME	
Funeral claims	3,413,896	Members contribution	7,442,502
Funeral Programmes	71,437	Interest on Cash held by Accountant General	1,572,149
Refunds	6,163		
BPSFIS & SR Transfer	1,442,340		
Excess Income Over Expenditure	4,080,815		
	<u>9,014,651</u>		<u>9,014,651</u>
BALANCE SHEET AS AT 31ST MARCH 2019			
	P		P
LIABILITIES		ASSETS	
Fund Balance as at 1st April 2018	28,436,064	Cash held by Accountant General	32,516,879
Excess Income Over Expenditure	4,080,815		
	<u>32,516,879</u>		<u>32,516,879</u>

STATEMENT OF SPECIAL FUNDS - DETAILS

				5
<u>BOTSWANA POLICE REWARDS AND FINES FUND</u>				
<u>INCOME AND EXPENDITURE FOR THE YEAR ENDED 31ST MARCH 2019</u>				
	P		P	
EXPENDITURE		INCOME		
Amenities	2,828,497	Disciplinary Fines	40,100	
Funeral Expenses	16,750	Sale of lost and found property and Police report	4,674,754	
Excess Income Over Expenditure	2,090,517	Band proceeds	16,000	
		Interest on Cash held by Accountant General	204,911	
	<u>4,935,765</u>		<u>4,935,765</u>	
<u>BALANCE SHEET AS AT 31ST MARCH 2019</u>				
	P		P	
LIABILITIES		ASSETS		
Fund Balance as at 1st April 2018	3,404,314	Cash held by Accountant General	5,494,831	
Excess Income Over Expenditure	2,090,517			
	<u>5,494,831</u>		<u>5,494,831</u>	

				6
<u>CATTLE EXPORT LEVY FUND</u>				
<u>INCOME AND EXPENDITURE FOR THE YEAR ENDED 31ST MARCH 2019</u>				
	P		P	
EXPENDITURE		INCOME		
Payments	7,606,628	Receipts	11,878,271	
Excess Income Over Expenditure	4,335,573	Interest on Cash held by Accountant General	63,930	
	<u>11,942,201</u>		<u>11,942,201</u>	
<u>BALANCE SHEET AS AT 31ST MARCH 2019</u>				
	P		P	
LIABILITIES		ASSETS		
Fund Balance as at 1st April 2018	7,216,611	Cash held by Accountant General	11,552,184	
Excess Income Over Expenditure	4,335,573			
	<u>11,552,184</u>		<u>11,552,184</u>	

				7
<u>CONFISCATED ASSET TRUST FUND</u>				
<u>INCOME AND EXPENDITURE FOR THE YEAR ENDED 31ST MARCH 2019</u>				
	P		P	
EXPENDITURE		INCOME		
Excess Income Over Expenditure	121,124	Forfeited Funds	121,124	
	<u>121,124</u>		<u>121,124</u>	
<u>BALANCE SHEET AS AT 31ST MARCH 2019</u>				
	P		P	
LIABILITIES		ASSETS		
Fund Balance as at 1st April 2018	-	Cash held by Accountant General	121,124	
Excess Income Over Expenditure	121,124			
	<u>121,124</u>		<u>121,124</u>	

STATEMENT OF SPECIAL FUNDS - DETAILS

CONSERVATION TRUST FUND				8
INCOME AND EXPENDITURE FOR THE YEAR ENDED 31ST MARCH 2019				
	P		P	
EXPENDITURE		INCOME		
Payment	6,926,102	Interest on Cash held by Accountant General	194,207	
		Return on unused funds	1,150,367	
		Excess of Expenditure Over Income	5,581,528	
	<u>6,926,102</u>		<u>6,926,102</u>	
BALANCE SHEET AS AT 31ST MARCH 2019				
	P		P	
LIABILITIES		ASSETS		
Fund Balance as at 1st April 2018	23,349,969	Cash held by Accountant General	17,768,441	
Excess Expenditure Over Income	5,581,528			
	<u>17,768,441</u>		<u>17,768,441</u>	

COPYRIGHT AND NEIGHBOURING RIGHTS-LEVY ON TECHNICAL DEVICES FUND				9
INCOME AND EXPENDITURE FOR THE YEAR ENDED 31ST MARCH 2019				
	P		P	
EXPENDITURE		INCOME		
Supplier Payments	765,770	Botswana Unified Revenue Service (BURS) Deposits	8,613,384	
Grant Disbursement	4,209,871	Conference Facilities	7,162	
Sitting Allowance	98,045			
Excess Income Over Expenditure	3,546,861			
	<u>8,620,546</u>		<u>8,620,546</u>	
BALANCE SHEET AS AT 31ST MARCH 2019				
	P		P	
LIABILITIES		ASSETS		
Fund Balance as at 1st April 2018	23,889,540	Cash held by Accountant General	27,436,401	
Excess Income Over Expenditure	3,546,861			
	<u>27,436,401</u>		<u>27,436,401</u>	

DEBT PARTICIPATION SPECIAL FUND				10
BALANCE SHEET AS AT 31ST MARCH 2019				
	P		P	
LIABILITIES		ASSETS		
Fund Balance as at 1st April 2018	9,153,713	Cash held by Accountant General	9,153,713	
	<u>9,153,713</u>		<u>9,153,713</u>	

EXPORT CREDIT RE-INSURANCE FUND				11
INCOME AND EXPENDITURE FOR THE YEAR ENDED 31ST MARCH 2019				
	P		P	
EXPENDITURE		INCOME		
Fund Expenditure	707,347	Premium Income	22,024	
Excess Income Over Expenditure	551,838	Interest Income	1,237,161	
	<u>1,259,185</u>		<u>1,259,185</u>	
BALANCE SHEET AS AT 31ST MARCH 2019				
	P		P	
LIABILITIES		ASSETS		
Fund Balance as at 1st April 2018	32,474,104	Investments	33,114,566	
Accounts Payable	637,329	Accounts Receivable	82,025	
Excess Income Over Expenditure	551,838	Cash and Cash Equivalents	466,680	
	<u>33,663,271</u>		<u>33,663,271</u>	

STATEMENT OF SPECIAL FUNDS - DETAILS

FOREIGN EXCHANGE STABILISATION RESERVE FUND			12
INCOME AND EXPENDITURE FOR THE YEAR ENDED 31ST MARCH 2019			
EXPENDITURE	P	INCOME	P
Losses	67,106,456	Gains	25,731,891
		Excess of Expenditure Over Income	41,374,565
	67,106,456		67,106,456
BALANCE SHEET AS AT 31ST MARCH 2019			
LIABILITIES	P	ASSETS	P
Fund Balance as at 1st April 2018	76,294,161	Cash held by Accountant General	34,919,596
Excess of Expenditure Over Income	41,374,565		
	34,919,596		34,919,596

GUARANTEED LOANS INSURANCE FUND			13
INCOME AND EXPENDITURE FOR THE YEAR ENDED 31ST MARCH 2019			
EXPENDITURE	P	INCOME	P
Operating Expenses	26,676,002	Premium	47,321,147
Excess Income Over Expenditure	47,669,425	Salvage Income	535,635
		Third Party Recoveries	818,603
		Investment Income	25,670,042
	74,345,427		74,345,427
BALANCE SHEET AS AT 31ST MARCH 2019			
LIABILITIES	P	ASSETS	P
Fund Balance as at 1st April 2018	-	Non-Current Assets	
Accumulated Fund Balance	873,836,866	Investment	182,197,413
Accounts Payable	11,745,241	Equipment	4,000,000
Claims Payable	9,375,209	Accumulated Depreciation	3,750,000
Vat Control Account	687,280	Current Assets	
Net Surplus/Fund Movement	1,948	Fixed Deposit	250,138,391
Excess Income Over Expenditure	47,669,425	Accounts Receivables	3,174,166
		Cash and Cash Equivalent	507,552,103
	943,312,073		943,312,073

GUARDIANS FUND			14
INCOME AND EXPENDITURE ACCOUNT FOR THE YEAR ENDED 31ST MARCH, 2019			
EXPENDITURE	P	INCOME	P
Payments	87,576,562	Receipts	60,264,153
Excess Income Over Expenditure	1,541,534	Interest on Cash Held by Accountant General	28,853,943
	89,118,096		89,118,096
DEPOSITORS ACCOUNT			
LIABILITIES	P	ASSETS	P
Payments	87,576,562	Balance of the Fund on 1st April 2018	491,893,478
Balance due to Depositors	493,435,012	Receipts	60,264,153
		Interest on Cash Held by Accountant General	28,853,943
	581,011,574		581,011,574
BALANCE SHEET AS AT 31ST MARCH 2019			
LIABILITIES	P	ASSETS	P
Fund Balance as at 1st April 2018	491,893,478	Cash held by Accountant General	493,435,012
Excess Income Over Expenditure	1,541,534		
	493,435,012		493,435,012

STATEMENT OF SPECIAL FUNDS - DETAILS

HOUSING FUND				15
INCOME AND EXPENDITURE FOR THE YEAR ENDED 31ST MARCH 2019				
	P		P	
EXPENDITURE		INCOME		
Expenses	531,915	Receipts	14,863,956	
Excess Income Over Expenditure	14,332,041			
	<u>14,863,956</u>		<u>14,863,956</u>	
BALANCE SHEET AS AT 31ST MARCH 2019				
	P		P	
LIABILITIES		ASSETS		
Fund Balance as at 1st April 2018	200,246,657	Cash held by Accountant General	214,578,698	
Excess Income Over Expenditure	14,332,041			
	<u>214,578,698</u>		<u>214,578,698</u>	

HUMAN RESOURCE DEVELOPMENT FUND (HRDF)				16
INCOME AND EXPENDITURE FOR THE YEAR ENDED 31ST MARCH 2019				
	P		P	
EXPENDITURE		INCOME		
Expenditure for the year	195,456,643	Levy Income	303,996,213	
Excess Income Over Expenditure	170,949,398	Interest on Cash Held by Accountant General	62,712	
		Other income	29,161,656	
		Interest Earned	33,185,461	
	<u>366,406,041</u>		<u>366,406,041</u>	
BALANCE SHEET AS AT 31ST MARCH 2019				
	P		P	
LIABILITIES		ASSETS		
Fund Balance as at 1st April 2018	754,402,908	Cash and Cash Equivalents	666,001,208	
Excess Income Over Expenditure	170,949,398	Accounts Receivable	66,982,669	
Accounts Payable	81,993,016	Cash held by Accountant General	109,062,712	
Provision of claims	1,312,700			
	<u>842,046,589</u>		<u>842,046,589</u>	

LEVY ON ALCOHOLIC BEVERAGES FUND				17
INCOME AND EXPENDITURE FOR THE YEAR ENDED 31ST MARCH 2019				
	P		P	
EXPENDITURE		INCOME		
Administration Expenses	9,883,411	Income	35,540,468	
Awareness Campaign	379,123			
Sitting Allowance	27,883			
Beneficiaries	6,791,663			
Volunteer Allowance	4,534,893			
Excess Income Over Expenditure	13,923,495			
	<u>35,540,468</u>		<u>35,540,468</u>	
BALANCE SHEET AS AT 31ST MARCH 2019				
	P		P	
LIABILITIES		ASSETS		
Fund Balance as at 1st April 2018	29,415,538	Cash held by Accountant General	43,339,032	
Excess Income Over Expenditure	13,923,495			
	<u>43,339,032</u>		<u>43,339,032</u>	

STATEMENT OF SPECIAL FUNDS - DETAILS

				18
<u>LIVESTOCK ADVISORY SERVICES FUND</u>				
<u>INCOME AND EXPENDITURE FOR THE YEAR ENDED 31ST MARCH 2019</u>				
EXPENDITURE	P	INCOME	P	
Payments	37,395,240	Receipts	33,337,406	
		Excess Expenditure Over Income	4,057,833	
Total	<u>37,395,240</u>		<u>37,395,240</u>	
<u>BALANCE SHEET AS AT 31ST MARCH 2019</u>				
LIABILITIES	P	ASSETS	P	
Fund Balance as at 1st April 2018	2,507,979	Cash held by Accountant General	(1,549,855)	
Excess Expenditure Over Income	4,057,833			
	<u>(1,549,855)</u>		<u>(1,549,855)</u>	

				19
<u>NATIONAL DISASTER RELIEF FUND</u>				
<u>INCOME AND EXPENDITURE FOR THE YEAR ENDED 31ST MARCH 2019</u>				
EXPENDITURE	P	INCOME	P	
Relief expenses	4,696,009	Government Contribution	5,000,000	
Excess Income Over Expenditure	407,367	Interest on Cash Held by Accountant General	103,377	
	<u>5,103,377</u>		<u>5,103,377</u>	
<u>BALANCE SHEET AS AT 31ST MARCH 2019</u>				
LIABILITIES	P	ASSETS	P	
Fund Balance as at 1st April 2018	326,741	Cash held by Accountant General	734,109	
Excess Income Over Expenditure	407,367			
	<u>734,109</u>		<u>734,109</u>	

				20
<u>NATIONAL ELECTRIFICATION FUND</u>				
<u>INCOME AND EXPENDITURE FOR THE YEAR ENDED 31ST MARCH 2019</u>				
EXPENDITURE	P	INCOME	P	
Botswana Power Corporation Subsidy claims	371,524,758	Receipts from Botswana Power Corporation	196,783,264	
Audit Fees	128,200	Excess Expenditure Over Income	174,885,077	
Botswana Unified Revenue Service	15,384			
	<u>371,668,342</u>		<u>371,668,342</u>	
<u>BALANCE SHEET AS AT 31ST MARCH 2019</u>				
LIABILITIES	P	ASSETS	P	
Fund Balance as at 1st April 2018	416,258,246	Cash held by Accountant General	241,373,169	
Excess Income Over Expenditure	174,885,077			
	<u>241,373,169</u>		<u>241,373,169</u>	

STATEMENT OF SPECIAL FUNDS - DETAILS

				21
<u>NATIONAL ENVIROMENTAL FUND</u>				
<u>INCOME AND EXPENDITURE FOR THE YEAR ENDED 31ST MARCH 2019</u>				
	P		P	
EXPENDITURE		INCOME		
Payments	8,173,610	Royalties	78,611	
		Excess Expenditure Over Income	8,094,998	
	<u>8,173,610</u>		<u>8,173,610</u>	
<u>BALANCE SHEET AS AT 31ST MARCH 2019</u>				
	P		P	
LIABILITIES		ASSETS		
Fund Balance as at 1st April 2018	50,216,129	Cash held by Accountant General	42,121,130	
Excess Expenditure Over Income	8,094,998			
	<u>42,121,130</u>		<u>42,121,130</u>	

				22
<u>NATIONAL PETROLEUM FUND</u>				
<u>INCOME AND EXPENDITURE FOR THE YEAR ENDED 31ST MARCH 2019</u>				
	P		P	
EXPENDITURE		INCOME		
Payments	1,244,124,294	Receipts	1,429,479,260	
Excess Income Over Expenditure	185,354,966			
	<u>1,429,479,260</u>		<u>1,429,479,260</u>	
<u>BALANCE SHEET AS AT 31ST MARCH 2019</u>				
	P		P	
LIABILITIES		ASSETS		
Fund Balance as at 1st April 2018	192,432,948	Investment	154,695,594	
Excess Income Over Expenditure	185,354,966	Cash held by Accountant General	223,092,321	
	<u>377,787,915</u>		<u>377,787,915</u>	

				23
<u>NATIONAL ROAD SAFETY FUND (NRSF)</u>				
<u>INCOME AND EXPENDITURE FOR THE YEAR ENDED 31ST MARCH 2019</u>				
	P		P	
EXPENDITURE		INCOME		
NRS Expenditure	36,687,708	Levy on NRSF	46,503,627	
Withholding	2,203	Interest on investment (BBS)	29,368	
Excess Income Over Expenditure	11,386,963	Interest on Cash Held by Accountant General	1,543,878	
	<u>48,076,873</u>		<u>48,076,873</u>	
<u>BALANCE SHEET AS AT 31ST MARCH 2019</u>				
	P		P	
LIABILITIES		ASSETS		
Fund Balance as at 1st April 2018	53,060,661	Investments (BBS)	1,800,259	
Excess Income Over Expenditure	11,386,963	Cash held by Accountant General	62,647,365	
	<u>64,447,624</u>		<u>64,447,624</u>	

STATEMENT OF SPECIAL FUNDS - DETAILS

			24
<u>PRESIDENT'S HOUSING APPEAL FUND</u>			
<u>INCOME AND EXPENDITURE FOR THE YEAR ENDED 31ST MARCH 2019</u>			
EXPENDITURE	P	INCOME	P
Excess Income Over Expenditure	891,712	Receipts	891,712
	<u>891,712</u>		<u>891,712</u>
<u>BALANCE SHEET AS AT 31ST MARCH 2019</u>			
LIABILITIES	P	ASSETS	P
Fund Balance as at 1st April 2018	-	Cash held by Accountant General	891,712
Excess Income Over Expenditure	891,712		
	<u>891,712</u>		<u>891,712</u>

			25
<u>PRISON INDUSTRIES REVOLVING FUND</u>			
<u>BALANCE SHEET AS AT 31ST MARCH 2019</u>			
LIABILITIES	P	ASSETS	P
Opening Balance as at 1st April 2018	107,737	Cash held by Accountant General	107,737
	<u>107,737</u>		<u>107,737</u>

			26
<u>PRISONS REWARDS AND FINES FUND</u>			
<u>INCOME AND EXPENDITURE FOR THE YEAR ENDED 31ST MARCH 2019</u>			
EXPENDITURE	P	INCOME	P
Grants	34,143	Band Services	8,584
Wreaths (Officers deaths)	1,800	Disciplinary Fines	38,109
Refunds (Fines)	5,064	loan recovery	13,600
Withholding Tax	131	interest on cash held by Accountant General	7,209
Excess Income Over Expenditure	28,114	Interest on investment held at BBS	1,751
	<u>69,253</u>		<u>69,253</u>
<u>BALANCE SHEET AS AT 31ST MARCH 2019</u>			
LIABILITIES	P	ASSETS	P
Fund Balance as at 1st April 2018	283,330	Cash held by Accountant General	204,095
Excess Income Over Expenditure	28,114	Investment (BBS)	107,349
	<u>311,444</u>	TOTAL	<u>311,444</u>

			27
<u>PUBLIC DEBT SERVICE FUND</u>			
<u>INCOME AND EXPENDITURE FOR THE YEAR ENDED 31ST MARCH 2019</u>			
EXPENDITURE	P	INCOME	P
Excess Income Over Expenditure	116,652,806	Interest on investment	116,652,806
	<u>116,652,806</u>		<u>116,652,806</u>
<u>BALANCE SHEET AS AT 31ST MARCH 2019</u>			
LIABILITIES	P	ASSETS	P
Fund Balance as at 1st April 2018	2,227,532,195	Investment	2,060,418,678
Excess Income Over Expenditure	116,652,806	Cash held by Accountant General	283,766,323
	<u>2,344,185,001</u>		<u>2,344,185,001</u>

STATEMENT OF SPECIAL FUNDS - DETAILS

REVENUE STABILISATION FUND				28
BALANCE SHEET AS AT 31ST MARCH 2019				
	P		P	
LIABILITIES		ASSETS		
Balance of the Fund as at 1st April 2018	392,375,754	Cash held by Accountant General	392,375,754	
	<u>392,375,754</u>		<u>392,375,754</u>	

ROAD LEVY COLLECTIONS FUND				29
INCOME AND EXPENDITURE FOR THE YEAR ENDED 31ST MARCH 2019				
	P		P	
EXPENDITURE		INCOME		
Road Levy Collection Expenditure	851,738,160	Road Levy Collection	1,137,866,729	
Transfer to National Petroleum Fund	430,000,000	Interest on Investment	185,421	
Transfer to Ministry of Local Government	162,377,459	Interest on cash held by Accountant General	47,070,251	
Withholding Tax	13,907	Excess of Expenditure Over Income	259,007,125	
	<u>1,444,129,526</u>		<u>1,444,129,526</u>	
BALANCE SHEET AS AT 31ST MARCH 2019				
	P		P	
LIABILITIES		ASSETS		
Fund Balance as at 1st April 2018	1,220,082,826	Investments	11,366,426	
Excess of Expenditure Over Income	259,007,125	Cash held by Accountant General	949,709,275	
	<u>961,075,701</u>		<u>961,075,701</u>	

ROAD TRAFFIC FINES FUND				30
INCOME AND EXPENDITURE FOR THE YEAR ENDED 31ST MARCH 2019				
	P		P	
EXPENDITURE		INCOME		
Vehicle, Motor Cycles and Accessories	98,669,174	Traffic Fines income	104,094,125	
Traffic Law Enforcement Equipment	10,365,526	Excess of Expenditure Over Income	10,045,274	
Maintenance of Traffic Law Enforcement Equip.	1,038,111			
Road Safety workshop activities	4,066,588			
	<u>114,139,399</u>		<u>114,139,399</u>	
BALANCE SHEET AS AT 31ST MARCH 2019				
	P		P	
LIABILITIES		ASSETS		
Fund Balance as at 1st April 2018	102,184,324	Cash held by Accountant General	92,139,050	
Excess of Expenditure Over Income	10,045,274			
	<u>92,139,050</u>		<u>92,139,050</u>	

SIM'S BURSARY TRUST FUND				31
INCOME AND EXPENDITURE FOR THE YEAR ENDED 31ST MARCH 2019				
	P		P	
EXPENDITURE		INCOME		
Excess of Income Over Expenditure	19,381	Interest on cash held by Accountant General	19,381	
	<u>19,381</u>		<u>19,381</u>	
BALANCE SHEET AS AT 31ST MARCH 2019				
	P		P	
LIABILITIES		ASSETS		
Fund Balance as at 1st April 2018	540,832	Cash held by Accountant General	560,212	
Excess of Income Over Expenditure	19,381			
	<u>560,212</u>		<u>560,212</u>	

STATEMENT OF SPECIAL FUNDS - DETAILS

			32
SIR SERETSE KHAMA MEMORIAL FUND FOR THE HANDICAPPED			
INCOME AND EXPENDITURE FOR THE YEAR ENDED 31ST MARCH 2019			
	P		P
EXPENDITURE		INCOME	
Relief Expenses	104,601	Government Contribution	500,000
Excess of Income Over Expenditure	442,358	Interest on cash held by Accountant General	46,959
	<u>546,959</u>		<u>546,959</u>
BALANCE SHEET AS AT 31ST MARCH 2019			
	P		P
LIABILITIES		ASSETS	
Fund Balance as at 1st April 2018	4,920,978	Cash held by Accountant General	5,363,336
Excess of Income Over Expenditure	442,358		
	<u>5,363,336</u>		<u>5,363,336</u>

			33
TERTIARY EDUCATION DEVELOPMENT FUND			
INCOME AND EXPENDITURE FOR THE YEAR ENDED 31ST MARCH 2019			
	P		P
EXPENDITURE		INCOME	
Payments	167,913,386	Excess of Expenditure Over Income	167,913,386
	<u>167,913,386</u>		<u>167,913,386</u>
BALANCE SHEET AS AT 31ST MARCH 2019			
	P		P
LIABILITIES		ASSETS	
Fund Balance as at 1st April 2018	444,159,554	Cash held by Accountant General	276,246,168
Excess of Expenditure Over Income	167,913,386		
	<u>276,246,168</u>		<u>276,246,168</u>

			34
TOBACCO & TOBACCO PRODUCTS LEVY FUND			
INCOME AND EXPENDITURE FOR THE YEAR ENDED 31ST MARCH 2019			
	P		P
EXPENDITURE		INCOME	
Sitting Allowance	9,702	Income	60,873,679
Administration Expenses	1,146,951		
Awareness Campaign	1,590,375		
Excess Income Over Expenditure	58,126,651		
	<u>60,873,679</u>		<u>60,873,679</u>
BALANCE SHEET AS AT 31ST MARCH 2019			
	P		P
LIABILITIES		ASSETS	
Fund Balance as at 1st April 2018	50,596,381	Cash held by Accountant General	108,723,032
Excess Income Over Expenditure	58,126,651		
	<u>108,723,032</u>		<u>108,723,032</u>

			35
TOURISM DEVELOPMENT FUND			
INCOME AND EXPENDITURE FOR THE YEAR ENDED 31ST MARCH 2019			
	P		P
EXPENDITURE		INCOME	
Payments	48,563,849	Fund Received	80,580,577
Excess Income Over Expenditure	32,016,728		
	<u>80,580,577</u>		<u>80,580,577</u>
BALANCE SHEET AS AT 31ST MARCH 2019			
	P		P
LIABILITIES		ASSETS	
Fund Balance as at 1st April 2018	2,911,659	Cash held by Accountant General	34,928,387
Excess Income Over Expenditure	32,016,728		
	<u>34,928,387</u>		<u>34,928,387</u>

STATEMENT OF SPECIAL FUNDS - DETAILS

			36
<u>TOURISM INDUSTRY TRAINING FUND</u>			
<u>INCOME AND EXPENDITURE FOR THE YEAR ENDED 31ST MARCH 2019</u>			
	P		P
EXPENDITURE		INCOME	
Payments	12,803,606	Funds Received	16,900,727
Excess Income Over Expenditure	6,157,758	Interest on cash held by Accountant General	2,060,636
	<u>18,961,364</u>		<u>18,961,364</u>
<u>BALANCE SHEET AS AT 31ST MARCH 2019</u>			
	P		P
LIABILITIES		ASSETS	
Fund Balance as at 1st April 2018	77,695,448	Cash held by Accountant General	83,853,206
Excess Income Over Expenditure	6,157,758		
	<u>83,853,206</u>		<u>83,853,206</u>

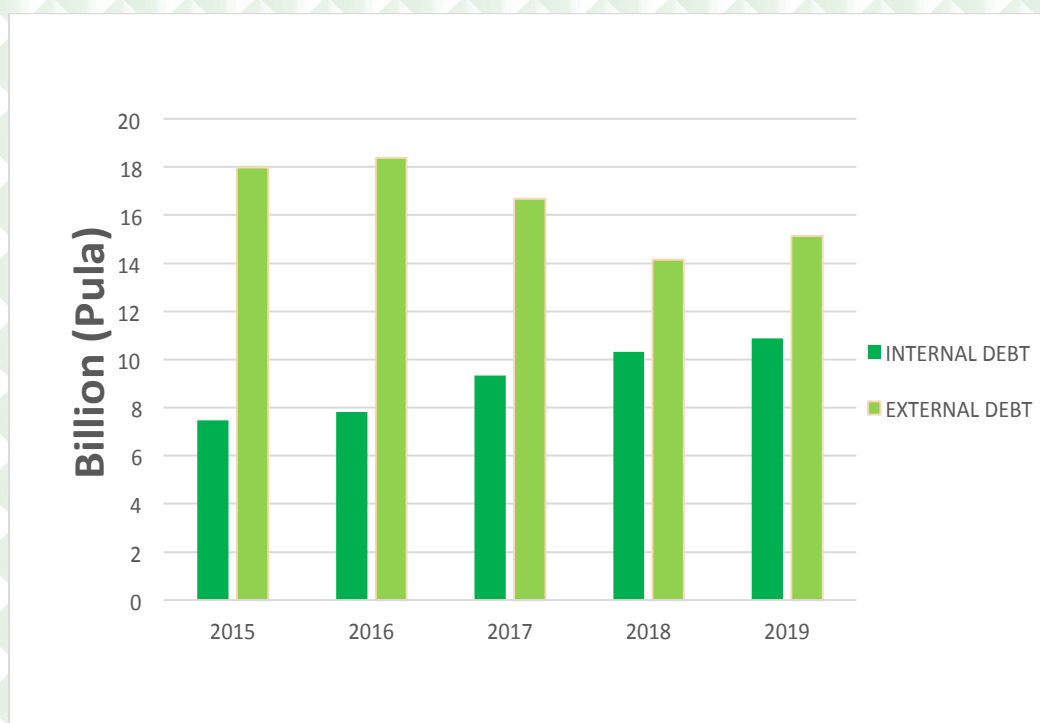
STATEMENT 11

STATEMENT OF PUBLIC DEBT

The Statement of Public Debt represents the national commitments in respects of the country borrowings, both external and internal, to finance development projects. The Statements for these commitments are maintained in the currency of borrowings. The year-end totals of the various currencies are translated into the functional currency at the middle-market rate using rates published by Bank of Botswana.

Statement 11a (Domestic borrowing) indicates amounts outstanding in respect of Government Bonds and Treasury bills at the end of the financial year.

PUBLIC DEBT – INTERNAL AND EXTERNAL



STATEMENT 11

STATEMENT OF PUBLIC DEBT AS AT 31ST MARCH 2019

	CURRENCY DENOTION	FOREIGN CURRENCY	EXCHANGE RATE (P1,00)	PULA
Canadian Dollars	CAD	546,645.34	0.1245	4,390,726
Swiss Franc	CHF	2,719,743.78	0.0923	29,466,346
Yuan Renmind	CNY	129,333,181.18	0.6352	203,610,172
Danish Krone	DKK	4,787,606.08	0.6161	7,770,826
Pan-European Currency	EUR	50,220,998.26	0.0825	608,739,373
Pound Sterling	GBP	28,477.46	0.0709	401,657
Japanese yen	JPY	3,788,778,824.00	10.26	369,276,688
Kuwait Dinar	KWD	1,684,800.00	0.0282	59,744,681
Norwegian Krone	NOK	751,560.28	0.8003	939,098
Swedish Krona	SEK	26,772,137.36	0.8607	31,105,074
US Dollars	USD	1,281,791,584.75	0.0927	13,827,309,436
External Debt				15,142,754,078
Internal Debt				10,872,968,637
				26,015,722,715

STATEMENT OF DOMESTIC DEBT OUTSTANDING AS AT 31ST MARCH 2019

LOAN DESCRIPTION	AMOUNT RECEIVED	REPAYMENTS COMMENCING	INTEREST RATE	AMOUNT			BALANCE OUTSTANDING	FINAL REPAYMENTS DUE DATE
				01 April 2018	REDEEMED DURING THE YEAR	TOTAL REDEEMED TO DATE		
						31 March 2019	31 March 2019	
BOND BW 005	2,008,000,000	2008	10	-	2,008,000,000	-	-	2018.09.12
BOND BW 007	1,974,000,000	2010	8	-	-	-	1,974,000,000	2025.03.10
BOND BW 008	2,147,000,000	2011	7.75	-	-	-	2,147,000,000	2020.09.08
BOND BW 011	2,103,000,000	2014	7.75	-	-	-	2,103,000,000	2031.09.10
BOND BW 012	1,528,000,000	2015	6	-	-	-	1,528,000,000	2040.06.13
BOND BW 013	1,076,000,000	2018	4.5	-	-	-	1,076,000,000	2023.06.07
BOND BW 014	931,000,000	2019	4.8	-	-	-	931,000,000	2029.09.05
BOND BW 015	301,000,000	2019	5.3	-	-	-	301,000,000	2043.09.02
DEBT PARTICIPATION-BDC	1,037,112	2017	12.1	488,132	548,980	1,037,112	-	2018.12.06
DEBT PARTICIPATION-BDC	3,786,361	2017	12.1	928,051	1,043,742	1,971,793	1,814,568	2020.06.06
DEBT PARTICIPATION-BDC	858,978	2017	12.1	210,538	236,784	447,322	411,656	2020.06.06
DEBT PARTICIPATION-BDC	1,807,655	2017	12.1	323,451	363,773	687,224	1,120,431	2021.06.27
DEBT PARTICIPATION-BDC	2,023,145	2017	12.1	362,015	407,144	769,159	1,253,986	2021.06.27
DEBT PARTICIPATION-WUC	157,979,119	2008	16.25	40,709,295	8,901,828	49,611,123	108,367,996	2025.05.25
TREASURY BILL BW 1890	370,000,000	2018	-	-	370,000,000	-	-	2018.06.06
TREASURY BILL BW1940	220,000,000	2018	-	-	220,000,000	-	-	2018.09.05
TREASURY BILL BW1957	450,000,000	2018	-	-	450,000,000	-	-	2018.12.05
TREASURY BILL BW1973	320,000,000	2019	-	-	320,000,000	-	-	2019.03.06
TREASURY BILL BW2195	350,000,000	2019	-	-	-	-	350,000,000	2019.06.05
TREASURY BILL BW2211	350,000,000	2019	-	-	-	-	350,000,000	2019.09.04
Total BWP	14,295,492,370			43,021,482	2,008,000,000	54,523,733	10,872,968,637	

STATEMENT OF PUBLIC DEBT AS AT 31ST MARCH 2019

EXTERNAL BORROWING

Loan Description	Amount Received	Repayments commencing	Interest Rate	Amount Redeemed To 1 April 2018	Amount Redeemed During the year	Total Redeemed To Date	Balance Outstanding 31 March 2019	Final Repayments Due Date
African Development Fund (ADF)								
Secondary Teachers Training College	1,401,049	1994	0.75	812,354	42,050	854,404	546,645	09 January 2032
TOTAL	1,401,049			812,354	42,050	854,404	546,645	
TOTAL (CAD)	1,401,049			812,354	42,050	854,404	546,645	
African Development Fund (ADF)								
	CHF			CHF	CHF	CHF	CHF	
AIDEP1 Project	507,199	1993	0.75	294,083	15,223	309,306	197,893	01 January 2032
Education III	2,061,617	1998	0.75	824,648	61,849	886,497	1,175,121	01 January 2038
Education IV	91,580	1999	0.75	33,884	2,747	36,631	54,949	01 January 2039
Education V	337,358	2001	0.75	104,581	10,121	114,702	222,656	01 March 2041
Trans Kgalagadi Road	1,549,457	2002	0.75	433,848	46,484	480,332	1,069,125	01 January 2042
TOTAL	4,547,211			1,691,044	136,423	1,827,467	2,719,744	
TOTAL CHF	4,547,211			1,691,044	136,423	1,827,467	2,719,744	
Chinese Government								
	CNY			CNY	CNY	CNY	CNY	
Chinese Loan	22,243,400	2018	0	2,224,340	2,224,340	4,448,680	17,794,720	02 January 2028
Gaborone Housing 293 Project Block 7	62,377,378	2012	3	37,426,427	6,237,738	43,664,165	18,713,213	21 March 2022
Lethakeng -Kang Road project (Section 1)	200,000,000	2008	3	190,476,190	9,523,810	200,000,000	-	21 September 2018
Lethakeng -Kang Road (Sec 2 Dutlwe Morwamosu) Phase 1	150,000,000	2012	3	89,331,892	15,000,000	104,331,892	45,668,108	21 March 2022
Lethakeng Kang Road (Sec 2 Dutlwe Morwamosu) Phase II	136,637,850	2013	3	75,818,925	13,663,785	89,482,710	47,155,140	21 September 2022
TOTAL	571,258,628			395,277,774	46,649,672	441,927,446	129,331,181	
TOTAL(CNY)	571,258,628			395,275,774	46,649,672	441,925,446	129,333,181	
African Development Fund (ADF)								
	DKK			DKK	DKK	DKK	DKK	
Rural Roads II	8,081,403	1998	0.75	3,353,782	242,442	3,596,224	4,485,179	01 September 2037
ADF: Lobatse-Kanye Road Project	1,508,906	1988	0.75	1,163,275	43,204	1,206,479	302,427	01 March 2026
TOTAL	9,590,309			4,517,057	285,646	4,802,703	4,787,606	
TOTAL (DKK)	9,590,309			4,517,057	285,646	4,802,703	4,787,606	

STATEMENT OF PUBLIC DEBT AS AT 31ST MARCH 2019

EXTERNAL BORROWING

Loan Description	Amount Received	Repayments commencing	Interest Rate	Amount Redeemed To 1 April 2018	Amount Redeemed During the year	Total Redeemed To Date	Balance Outstanding 31 March 2019	Final Repayments Due Date
	EUR			EUR	EUR	EUR	EUR	
ADB/ADF								
ADB: Morupule B Power Project	41,852,377	2016	4	8,370,475	2,790,158	11,160,633	30,691,744	01 August 2025
TOTAL	41,852,377			8,370,475	2,790,158	11,160,633	30,691,744	
African Development Fund (ADF)								
Aldep 1 Project	34,706	1994	0.75	20,130	1,041	21,171	13,535	01 January 2032
Education III	9,281,456	1998	0.75	3,715,618	278,444	3,994,062	5,287,394	01 January 2038
Education V	2,367,861	2001	0.75	734,037	71,036	805,073	1,562,788	01 March 2041
Gaborone - Lobatse Water Supply	2,489,200	1999	0.75	921,004	74,676	995,680	1,493,520	01 March 2039
Nata-Maun Road	70,633	1996	0.75	33,198	2,119	35,317	35,316	01 January 2036
Rural Roads II	349,764	1998	0.75	145,152	10,493	155,645	194,119	01 September 2037
Secondary School - Vocational Training	89,938	1996	0.75	42,721	2,698	45,419	44,519	01 July 2035
Secondary Teachers Training College	174,382	1994	0.75	101,142	5,231	106,373	68,009	01 March 2032
Trans - Kgalegadi Road	5,797,355	2002	0.75	1,623,259	173,921	1,797,180	4,000,175	01 January 2042
TOTAL	20,655,295			7,336,261	619,659	7,955,920	12,699,375	
European Investment Bank (EIB)								
Geographical Exploration of the Ncojane and NOSOP	1,428,298	1997	0.75	940,963	49,705	990,668	437,630	15 June 2027
Palapye Water Supply	1,875,000	1997	0.75	1,235,250	65,250	1,300,500	574,500	15 June 2027
Water Development Project	1,496,510	2001	5	845,505	50,582	896,087	600,423	01 July 2030
Wildlife Conservation	3,823,105	2002	1	1,903,524	128,074	2,031,598	1,791,507	01 June 2032
TOTAL	8,622,913			4,925,242	293,611	5,218,853	3,404,060	
French Government								
Lethakeng - Botlhapatlou/Water Survey (503 OA1)	1,159,810	2001	1	960,728	57,990	1,018,718	141,092	30 September 2023
TOTAL	1,159,810			960,728	57,990	1,018,718	141,092	

STATEMENT OF PUBLIC DEBT AS AT 31ST MARCH 2019

EXTERNAL BORROWING

Loan Description	Amount Received	Repayments commencing	Interest Rate	Amount Redeemed To 1 April 2018	Amount Redeemed During the year	Total Redeemed To Date	Balance Outstanding 31 March 2019	Final Repayments Due Date
	EUR			EUR	EUR	EUR	EUR	
Nordic Investment Bank								
NDF: Francistown -Maun Transmission Line	5,029,875	2002	0.75	2,213,145	201,195	2,414,340	2,615,535	04 December 2031
NDF: Mochudi Molepolole Ground Water Exploitation Project	1,053,136	2002	0.75	601,792	37,612	639,404	413,732	15 July 2029
NDF: Trans Kgalagadi Road	495,884	2002	0.75	220,389	20,035	240,424	255,460	15 December 2031
TOTAL	6,578,895			3,035,326	258,842	3,294,168	3,284,727	
TOTAL(EUR)	78,869,290			24,628,032	4,020,260	28,648,293	50,220,998	
African Development fund (ADF)	GBP			GBP	GBP	GBP	GBP	
ALDEP 1 Project	72,986	1993	0.75	42,318	2,191	44,509	28,477	01 January 2032
TOTAL (GBP)	72,986			42,318	2,191	44,509	28,477	
African Development Fund (ADF)	JPY			JPY	JPY	JPY	JPY	
ALDEP Project	67,689,143	1993	0.75	39,256,899	2,030,874	41,287,773	26,401,370	01 January 2032
Education III	156,568,516	1998	0.75	62,627,412	4,697,056	67,324,468	89,244,048	01 January 2038
Education V	34,162,258	2001	0.75	10,590,296	1,024,868	11,615,164	22,547,094	01 March 2041
Rural Roads II	207,727,911	1998	0.75	86,207,091	6,231,838	92,438,929	115,288,982	01 September 2037
Trans - Kgalagadi Road	155,250,881	2002	0.75	43,470,250	4,657,526	48,127,776	107,123,105	01 January 2042
TOTAL	621,398,709			242,151,948	18,642,162	260,794,110	360,604,599	
Japanese Government								
*JICA: Kazungula Bridge Construction Project	2,921,698,225	2019	1.2	-	-	-	2,921,698,225	20 November 2037
TOTAL	2,921,698,225			-	-	-	2,921,698,225	
OECD (JAPAN)								
OECD: North South Carrier Water Project	4,684,995,616	2002	2.5	3,925,281,616	253,238,000	4,178,519,616	506,476,000	20 December 2020
TOTAL	4,684,995,616			3,925,281,616	253,238,000	4,178,519,616	506,476,000	
TOTAL (JPY)	8,228,092,550			4,167,433,564	469,770,162	4,637,203,726	3,788,778,824	

STATEMENT OF PUBLIC DEBT AS AT 31ST MARCH 2019

EXTERNAL BORROWING

Loan Description	Amount Received	Repayments commencing	Interest Rate	Amount Redeemed To 1 April 2018	Amount Redeemed During the year	Total Redeemed To Date	Balance Outstanding 31 March 2019	Final Repayments Due Date
Kuwait Fund For Arab Economic Development	KWD			KWD	KWD	KWD	KWD	
Tsabong Middlepits Road	2,424,485	2014	3	599,285	140,400	739,685	1,684,800	01 August 2031
TOTAL	2,424,485			599,285	140,400	739,685	1,684,800	
TOTAL (KWD)	2,424,485			599,285	140,400	739,685	1,684,800	
African Development Fund (ADF)	NOK			NOK	NOK	NOK	NOK	
Rural Roads II	1,354,162	1998	0.75	561,977	40,625	602,602	751,560	01 September 2037
TOTAL (NOK)	1,354,162			561,977	40,625	602,602	751,560	
African Development Fund (ADF)	SEK			SEK	SEK	SEK	SEK	
ALDEP 1 Project	282,842	1993	0.75	163,997	8,489	172,486	110,356	01 January 2032
Education IV	33,335,222	1999	0.75	12,334,032	1,000,057	13,334,089	20,001,133	01 January 2039
Rural Roads II	12,001,167	1998	0.75	4,980,484	360,035	5,340,519	6,660,648	01 September 2037
TOTAL	45,619,231			17,478,513	1,368,581	18,847,094	26,772,137	
TOTAL (SEK)	45,619,231			17,478,513	1,368,581	18,847,093	26,772,137	
African Development Bank (ADB)	USD			USD	USD	USD	USD	
Economic Diversification Support Loan	1,500,000,000	2014	2	442,000,000	92,000,000	534,000,000	966,000,000	01 February 2029
*Pandamatenga Agricultural Infrastructure Development Project	51,902,892	2014	3	10,106,206	3,534,394	13,640,600	38,262,292	01 February 2025
TOTAL	1,551,902,892			452,106,206	95,534,394	547,640,600	1,004,262,292	
African Development Fund (ADF)								
ALDEP 1 Project	5,578,475	1993	0.75	3,234,507	167,426	3,401,933	2,176,542	01 January 2032
Education III	12,382,284	1998	0.75	4,952,914	371,469	5,324,383	7,057,901	01 January 2038
Education IV	664,228	1999	0.75	245,765	19,927	265,692	398,536	01 January 2039
Education V	3,510,784	2001	0.75	1,088,344	105,324	1,193,668	2,317,116	01 March 2041
Gaborone - Lobatse Water Supply	180,731	1999	0.75	66,870	5,422	72,292	108,439	01 March 2039

STATEMENT OF PUBLIC DEBT AS AT 31ST MARCH 2019

EXTERNAL BORROWING

Loan Description	Amount Received	Repayments commencing	Interest Rate	Amount Redeemed To 1 April 2018	Amount Redeemed During the year	Total Redeemed To Date	Balance Outstanding 31 March 2019	Final Repayments Due Date
	USD			USD	USD	USD	USD	
African Development Fund (ADF)								
Nata - Maun Road	1,313,145	1996	0.75	604,046	39,394	643,440	669,705	01 January 2036
Rural Roads II	3,953,993	1998	0.75	1,640,907	118,620	1,759,527	2,194,466	01 September 2037
Secondary School Vocational Training	8,085,793	1996	0.75	3,840,752	242,574	4,083,326	4,002,467	01 July 2035
Training of Health Personnel	4,974,553	1990	0.75	3,828,277	143,284	3,971,561	1,002,992	01 January 2026
Trans -Kgalagadi Road	4,891,195	2002	0.75	1,369,535	146,736	1,516,271	3,374,924	01 January 2042
Lobatse -Kanye Road Project	5,352,478	1990	0.75	4,126,437	153,255	4,279,692	1,072,786	01 March 2026
Secondary Teachers Training College	6,987,801	1993	0.75	4,051,758	209,717	4,261,475	2,726,326	01 March 2032
TOTAL	57,875,460			29,050,112	1,723,148	30,773,260	27,102,200	
Arab Bank for Economic Development (BADEA)								
Gantsi- Middlepits- Bokspits Road	8,839,544	2013	3	2,437,000	532,000	2,969,000	5,870,544	01 December 2029
SSK International Airport Upgrading and Expansion Project	10,000,000	2014	3	1,963,000	596,000	2,559,000	7,441,000	01 October 2028
*Upgrading of Kasane Airport	6,954,979	2017	3	-	213,000	213,000	6,741,979	01 May 2030
TOTAL	25,794,523			4,400,000	1,341,000	5,741,000	20,053,523	
International Fund for Agricultural Development (IFAD)								
IFAD: Agricultural Services Support Project	919,631	2017	0.75	503,795	247,835	751,630	168,001	01 October 2031
TOTAL	919,631			503,795	247,835	751,630	168,001	
*IBRD: Emergency Water Security and Efficiency								
	4,448,362	2021	3.23	-	-	-	4,448,362	15 August 2036
*IBRD: Intergrated Transport Project								
Morupule B Generation and Transmission Project	81,538,685	2017	2.63	1,348,399	3,127,590	4,475,989	77,062,696	15 May 2037
National HIV/AIDS Prevention Support Project	68,879,880	2013	2.63	11,558,343	2,530,287	14,088,630	54,791,250	15 May 2039
	50,000,000	2016	0	4,410,000	2,940,000	7,350,000	42,650,000	15 April 2033
TOTAL	204,866,927			17,316,742	8,597,878	25,914,620	178,952,307	

STATEMENT OF PUBLIC DEBT AS AT 31ST MARCH 2019

EXTERNAL BORROWING

Loan Description	Amount Received	Repayments commencing	Interest Rate	Amount Redeemed To 1 April 2018	Amount Redeemed During the year	Total Redeemed To Date	Balance Outstanding 31 March 2019	Final Repayments Due Date
	USD			USD	USD	USD	USD	
International Development Association								
(0471-0) Francistown Urban Development	3,000,000	1984	0.75	2,460,000	90,000	2,550,000	450,000	15 March 2024
(303) Gaborone - Lobatse Road	2,000,000	1982	0.75	1,790,000	60,000	1,850,000	150,000	01 September 2021
Gaborone - Lobatse Water Supply	3,062,670	1981	0.75	2,787,030	91,880	2,878,910	183,760	01 December 2020
Shashe	1,910,170	1979	0	1,824,212	57,305	1,881,517	28,653	01 May 2019
(0325-OBT) Livestock Development Project	1,599,128	1982	0.75	1,407,233	47,974	1,455,207	143,921	15 March 2022
TOTAL	11,571,968			10,268,475	347,159	10,615,634	956,334	
Nordic Investment Bank								
NIB: Rural Electrification project	44,500,000	2011	0.35	19,283,334	2,966,667	22,250,001	22,249,999	11 April 2026
NORDEA: Rural Electrification Project	44,498,757	2010	0.35	33,374,068	4,449,876	37,823,944	6,674,813	30 June 2020
TOTAL	88,998,757			52,657,402	7,416,542	60,073,944	28,924,813	
OPEC/ OFID								
OPEC: SSKA International Airport Upgrading and Expansion Project	20,590,000	2012	3.75	7,549,630	1,372,660	8,922,290	11,667,710	15 June 2027
OPEC - Middlepits - Bokspits Roads Project	7,866,907	2009	4.25	5,317,470	463,500	5,780,970	2,085,937	15 August 2023
*OPEC: Upgrading of Kasane Airport	9,150,480	2014	3	1,497,528	34,484	1,532,012	7,618,468	15 December 2027
TOTAL	37,607,387			14,364,628	1,870,644	16,235,272	21,372,115	
TOTAL (USD)	1,979,537,545			580,667,360	117,078,600	697,745,960	1,281,791,585	

Note:

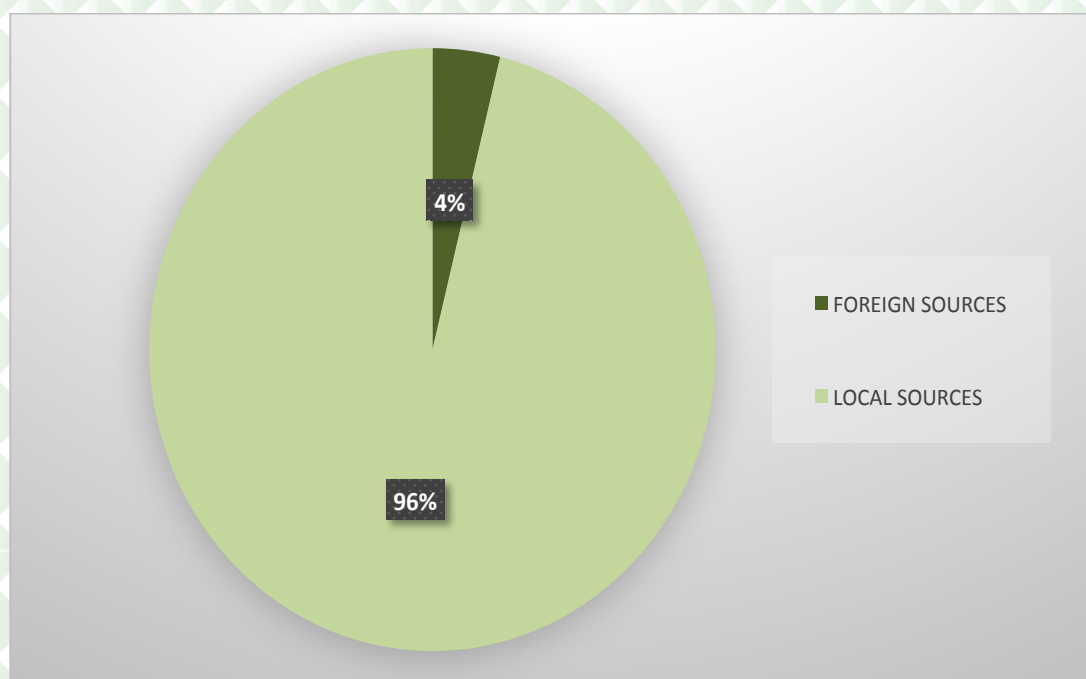
(*) Projects with disbursement during the year under review

STATEMENT 12

UNSPENT DEVELOPMENT DEPOSITS

The Statement shows unspent Development Fund monies from foreign sources (Donors) and local sources (Domestic Development Fund).

UNSPENT DEVELOPMENT FUND MONIES
FROM FOREIGN AND LOCAL SOURCES (%)



STATEMENT 12

STATEMENT OF UNSPENT DEVELOPMENT DEPOSITS FOR THE YEAR ENDED
31ST MARCH 2019

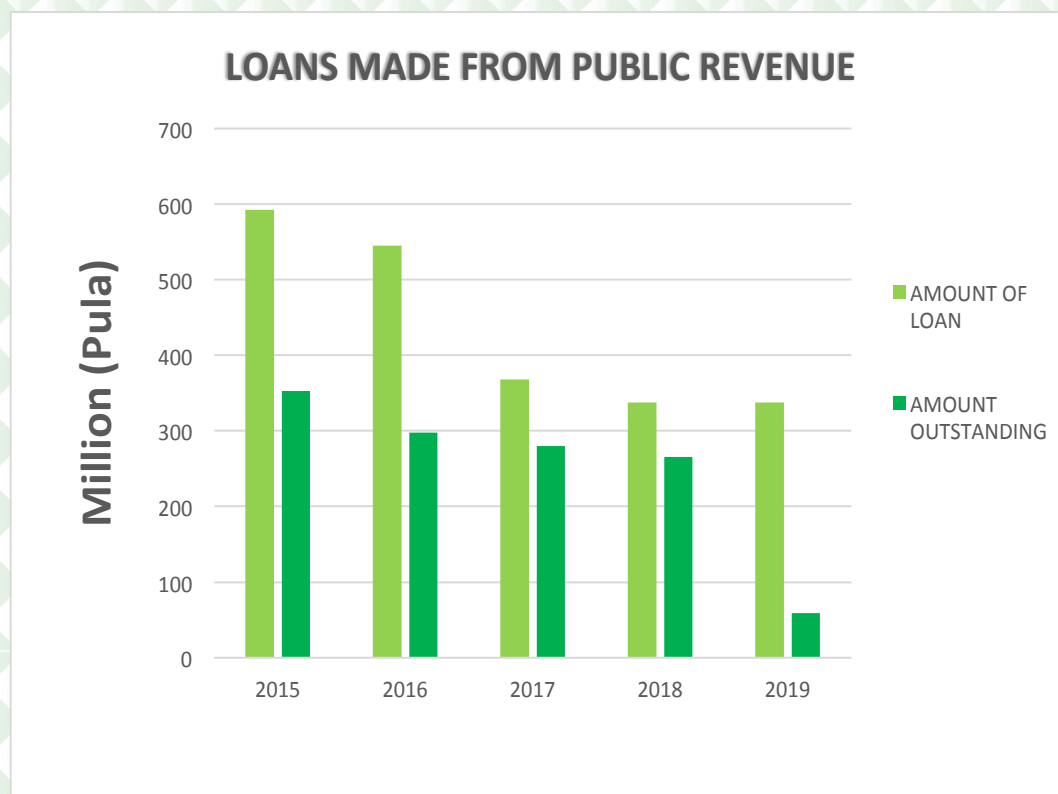
(Figures in Pula)

	Dr	Cr
FOREIGN SOURCES		
BILATERAL GRANTS		
Japanese Government		3,677,308
		3,677,308
BILATERAL LOANS		
Japanese International Cooperation Agency (JICA)	2,586,041	
	2,586,041	
MISCELLANEOUS GRANTS		
BCL Sysmin Reemployment Account		250,731,504
Centre for Disease Control	21,968,066	
Sysmin Support Grant Lome IV		475,768,088
	21,968,066	726,499,591
		704,531,525
MULTILATERAL GRANTS		
Global Fund		13,167,992
IFAD Grant		466,167
International Bank for Reconstruction and Development (IBRD)		333,098
United Nations Environmental Programme (UNEP)		779
ADB Grants		2,469,367
		16,437,402
MULTILATERAL LOANS		
Arab Bank for Economic Development in Africa (BADEA)		58,112,335
Organisation of Petroleum Exporting Countries (OPEC)		55,491,332
International Bank for Reconstruction and Development (IBRD)	157,664,279	
NORDEA-Rural Electrification		196,179
International Fund for Agricultural Development (IFAD)		164,111
	157,664,279	113,963,957
	43,700,322	
SUB-TOTAL FOREIGN SOURCES	46,286,363	724,646,235
NET TOTAL FOREIGN SOURCES		678,359,873
LOCAL SOURCES		
DOMESTIC DEVELOPMENT FUND		
Domestic Development Fund		16,279,598,520
		16,279,598,520
TOTAL UNSPENT DEVELOPMENT DEPOSITS		16,957,958,393

STATEMENT 13

LOANS MADE BY GOVERNMENT FROM PUBLIC REVENUE

This statement shows loans extended to Public Enterprises, Statutory Bodies and Local Authorities by Government.



STATEMENT OF LOANS MADE BY GOVERNMENT FROM PUBLIC REVENUE**OUTSTANDING BALANCE AS AT 31ST MARCH 2019****SUMMARY**

	BWP
1 BOTSWANA HOUSING CORPORATION	5,519,297
2 BOTSWANA DEVELOPMENT CORPORATION	53,212,721
3 BOTSWANA MEAT COMMISSION	-
	<u>58,732,018</u>

STATEMENT OF LOANS MADE BY GOVERNMENT FROM PUBLIC REVENUE
OUTSTANDING BALANCE AS AT 31ST MARCH 2019

TABLE A - DOMESTIC DEVELOPMENT FUND LENDING

(FIGURES IN PULA)

LOAN DESCRIPTION	AMOUNT OF LOAN	CAPITALISED INTEREST	REPAYMENTS COMMENCING	AMOUNT REDEEMED 01 APRIL 2018	AMOUNT REDEEMED DURING THE YEAR	AMOUNT REDEEMED TO DATE	AMOUNT OUTSTANDING 31 MARCH 2019	INTEREST RATE	REPAYMENTS ENDING	NOTE
BOTSWANA HOUSING CORPORATION	49,657,860	16,377,767	2011	50,136,170	10,380,160	60,516,330	5,519,297	8.4	05 November 2019	
	49,657,860	16,377,767		50,136,170	10,380,160	60,516,330	5,519,297			
BOTSWANA DEVELOPMENT CORPORATION	89,500,000	0	2003	31,460,681	4,826,598	36,287,279	53,212,721	0	12 January 2023	
	89,500,000	0		31,460,681	4,826,598	36,287,279	53,212,721			
BOTSWANA MEAT COMMISSION	198,337,098	0	2009	6,337,098	192,000,000	198,337,098	0	0	09 August 2021	1
	198,337,098			6,337,098	192,000,000	198,337,098	0			
GRAND TOTAL	337,494,958	16,377,767		87,933,949	207,206,758	295,140,707	58,732,018			

NOTE

1. Botswana Meat Commission (BMC) Loan converted into equity.

TABLE C

OTHER ON-LENDING

OUTSTANDING BALANCE AS AT 31ST MARCH 2019

LOAN DESCRIPTION	ORIGINAL LOAN	REPAYMENTS COMMENCING	AMOUNT REDEEMED 01 APRIL 2018	AMOUNT REDEEMED DURING THE YEAR	AMOUNT REDEEMED TO DATE	FOREIGN CURRENCY ORIGINAL	FOREIGN CURRENCY REDEEMED TO DATE	FOREIGN CURRENCY OUTSTANDING 31 MARCH 2019	PULA RE-VALUED LOAN OUTSTANDING	INTEREST RATE %	REPAYMENTS ENDING
	P		P	P	P	€	€	€	P		
Botswana Power Corporation	33,838,864	2002	21,678,254	2,368,827	24,047,081	5,029,875	2,416,369	2,613,506	31,678,864	0.75	14 December 2031
TOTAL	33,838,864		21,678,254	2,368,827	24,047,081	5,029,875	2,416,369	2,613,506	31,678,864		

Note:

(i) The Pula re-valued loan outstanding as at 31st March 2019 is determined by using the exchange rate as at that date.

STATEMENT 14

BALANCES OF OTHER DEPOSIT ACCOUNTS

This shows monies held on behalf of third parties excluding unspent Development Deposits (statement 12).

Procedurally a deposit account should have nil balance as it is a holding account.

STATEMENT OF BALANCES OF OTHER DEPOSIT ACCOUNTS 31ST MARCH 2019

	Debit	Credit
DEPOSITS - PRIVATE FIRMS RETENTION MONEY		
PARLIAMENT		96,274
MINISTRY OF PRESIDENTIAL AFFAIRS, GOVERNANCE AND PUBLIC ADMINISTRATION		784,680
MINISTRY OF FINANCE AND ECONOMIC DEVELOPMENT		5,554,554
MINISTRY OF NATIONALITY, IMMIGRATION AND GENDER AFFAIRS		120,144
MINISTRY OF AGRICULTURAL DEVELOPMENT AND FOOD SECURITY		4,965,087
MINISTRY OF BASIC EDUCATION		53,687,003
MINISTRY OF INVESTMENT, TRADE AND INDUSTRY		22,522
MINISTRY OF LOCAL GOVERNMENT AND RURAL DEVELOPMENT		3,863,713
MINISTRY OF MINERAL RESOURCES, GREEN TECHNOLOGY AND ENERGY SECURITY		8,108,364
MINISTRY OF HEALTH AND WELLNESS		25,225,298
ADMINISTRATION OF JUSTICE		3,344,613
ATTORNEY GENERAL'S CHAMBERS		57,988
MINISTRY OF INTERNATIONAL AFFAIRS AND COOPERATION		71,153
INDEPENDENT ELECTORAL COMMISSION		348,043
OFFICE OF THE OMBUDSMAN		11,871
MINISTRY OF LAND MANAGEMENT, WATER AND SANITATION SERVICES		98,868,690
MINISTRY OF COMMUNICATIONS, SCIENCE AND TECHNOLOGY	37,968	
MINISTRY OF ENVIRONMENT, NATURAL RESOURCES CONSERVATION AND TOURISM		4,147,446
MINISTRY OF YOUTH EMPOWERMENT, SPORT AND CULTURE DEVELOPMENT		128,426
MINISTRY OF INFRASTRUCTURE AND HOUSING DEVELOPMENT		7,122,637
MINISTRY OF TRANSPORT AND COMMUNICATIONS		242,895,798
MINISTRY OF DEFENCE, JUSTICE AND SECURITY		31,517,639
MINISTRY OF EMPLOYMENT, LABOUR PRODUCTIVITY AND SKILLS DEVELOPMENT		203,047
MINISTRY OF TERTIARY EDUCATION, RESEARCH, SCIENCE AND TECHNOLOGY		95,500
	37,968	491,240,489

Net Amount	491,202,521
-------------------	--------------------

DEPOSITS - OTHER

MINISTRY OF PRESIDENTIAL AFFAIRS, GOVERNANCE AND PUBLIC ADMINISTRATION		
BTV Breakfast Show		424,957
Botswana Public Officers Welfare Fund	300	
Business Action Against Corruption (BAAC)		134
Import VAT		2,186,001
Income Tax PAYE		459,866
Measurement of Effectiveness if Anti- Corruption Initiatives		124,992
National Disaster Management Project		29,290
PAYE for Local & Expatriate Contract Officers- gratuities payments		73,609
Withholding Taxes		3,412,231
	300	6,711,079

Net Amount	6,710,779
-------------------	------------------

MINISTRY OF FINANCE AND ECONOMIC DEVELOPMENT

Assessed Tax		3,743
Botswana Insurance - Insurance Premium		1,789
Debt Participation Capital Funding Limited		2,920,102

STATEMENT 14

STATEMENT OF BALANCES OF OTHER DEPOSIT ACCOUNTS 31ST MARCH 2019

	Debit	Credit
MINISTRY OF FINANCE AND ECONOMIC DEVELOPMENT		
Income Tax PAYE		21,123,766
Income Tax PAYE - Payroll		169,317,122
Public Servants Pension Fund Contribution		42,646
Public officers Medical Aid	62,109	
Recovery of Ex-employees Liabilities		6,595
Social Benefits Deposits		2,727
Withholding Taxes		34,758
Liability Account	53,782	
	115,891	193,453,248
Net Amount		193,337,358
MINISTRY OF NATIONALITY, IMMIGRATION AND GENDER AFFAIRS		
Income Tax PAYE	439	
Industrial Dispu	2,000	
UNICEF-Uptake of Births and Deaths Registration		145
Withholding Taxes		709,455
Women's Economic Empowerment		45,385,675
	2,439	46,095,275
Net Amount		46,092,836
MINISTRY OF AGRICULTURAL DEVELOPMENT AND FOOD SECURITY		
Agricultural Shows - Prizes		1,759,290
Agriculture Research Science and Technology Indicators		12,519
Assessed Tax		39
Biology and Control of Witch Weeds		10,394
Biosafety Project-Unep		248,439
Botswana Agricultural Research Information Network (BARIN)		4,482
Botswana College of Agriculture College		16,212
Common Fund for Commodities		26,729
Construction of Dams for Individual Farmers		645
Evaluation of Maize		7,163
Funds for HIV/AIDS Activities		11,141
Horticultural Market-Lobatse		2,442
Import VAT		1,001
Income Tax PAYE		1,436,530

STATEMENT 14

STATEMENT OF BALANCES OF OTHER DEPOSIT ACCOUNTS 31ST MARCH 2019

	Debit	Credit
MINISTRY OF AGRICULTURAL DEVELOPMENT AND FOOD SECURITY		
Insurance Deposits		13,746
Inter. Livestock-Centre for Africa Res. on Milk		234,284
International Atomic Energy Agency		40,888
Livestock Buyers		185,845
Maize Drought Tolerance		11,480
Millennium Seed Bank		7,358
National W/shop on Establishment of Regional Food Reserve Facility		8,713
Pandamatenga Agricultural Infrastructure Project		143
Regional Agricultural and Environmental Initiative Network Africa		2,480
Regional Sadcc/Isorghum & Millet Project		3,524
SADC Seeds Security Network Project		3,045
Seed Breeding Programme		100,783
Sheep and Goat Resale Scheme		326
Training Coursesfees and Expenses		88,613
Withholding Taxes	575,868	
	575,868	4,238,252
Net Amount		3,662,385

MINISTRY OF BASIC EDUCATION

Assessed Tax		815
Building Human Capacity - UNESCO		268,010
Deposit Education Hq-Liquidated Damage		75,964
Deposits - Private Firms Liquidated Damages		620,190
Education Solution Tablets- Embassy of Japan		1,011,164
Import VAT	16,385	
In-School Alcohol & Drug Use And Abuse Prevention Programme		2,594,424
Income Tax PAYE		6,357,986
PAYE for Local & Expatriate Contract Officers- gratuities payments	223,640	
Rent Recovery Comm.Junior Sec. Schools		4,800
Rentals Mission Schools		1,347,750
Royalties-Publishers Moed Text Books		1,826
Skill Management HIV/AIDS - Secondary Schools		12,877
Students' Allowance Payable	22,945,393	
UNESCO Pre School Programme		140,606
UNICEF Curriculum Development & Evaluation		9,619
UNICEF Primary Education		3,500
Wellness and Fitness Programme		7,385
Withholding Taxes		424,774
	23,185,418	12,881,688
Net Amount	10,303,731	

STATEMENT 14

STATEMENT OF BALANCES OF OTHER DEPOSIT ACCOUNTS 31ST MARCH 2019

	Debit	Credit
MINISTRY OF INVESTMENT, TRADE AND INDUSTRY		
Income Tax PAYE	642	
PAYE for Local & Expatriate Contract Officers- gratuities payments		28,522
Selibe Phikwe Economic Diversification		27,342
Trade Related Facility (TRF)		3,280,751
	642	3,336,615
Net Amount		3,335,973
MINISTRY OF LOCAL GOVERNMENT AND RURAL DEVELOPMENT		
Deposits Customary Courts		2,251,436
Destitute Allowance		65,311,300
Disability Cash Transfer		20,616,230
Donations		38,400,503
Income Tax PAYE		796,754
Levy on Building Material		7,078,302
Local Economic Development Project (LED)		174,094
Miss RADP Peagment		24,187
Mpule Kwelagobe's Children Centre		4,810
PAYE for Local & Expatriate Contract Officers- gratuities payments	34,966	
Rent Recovery-Council		12,203,086
Road Levy Funds		36,627,915
Social Benefits Cash Allowances		200,710,857
Social Benfits Deposits		276,749,725
World War II Veterans		6,478,819
Youth and Children Boot-Camp		840,672
	34,966	668,268,689
Net Amount		668,233,723
MINISTRY OF MINERAL RESOURCES, GREEN TECHNOLOGY AND ENERGY SECURITY		
District Councils		1,270,873
Income Tax PAYE	27,213	
Renewable Energy Fund		121,691
Withholding Taxes		1,376,962
	27,213	2,769,526
Net Amount		2,742,314
MINISTRY OF HEALTH AND WELLNESS		
African Palliative Care Association		3,675
Assessed Tax		81
Clinton Foundation HIV/AIDS Initiative (CHAI)		1,881
Deposits - Private Firms Liquidated Damages	390,939	
Donor Support		344,971
Import VAT	2,925	
Income Tax PAYE		6,836,272
Japanese Grant Projects	3,403	
Malaria Elimination 2015		3,239,233
PAYE for Local & Expatriate Contract Officers- gratuities payments		97,637

STATEMENT 14

STATEMENT OF BALANCES OF OTHER DEPOSIT ACCOUNTS 31ST MARCH 2019

	Debit	Credit
MINISTRY OF HEALTH AND WELLNESS		
Pono Letlotlo		10,454
Provision of Health Facilities & Equipment in Botswana- Azerbaijan		65,818
Standardised Non-Communicable Disease (NCD)		42,254
THE SADC HIV Mainstreaming in the Public Sector		13,175
Withholding Taxes		751,135
Youth Friendly Clinic		160,000
	397,268	11,566,587
Net Amount		11,169,320
ADMINISTRATION OF JUSTICE		
Court Deposits		23,529,608
Gaborone Administration of Justice		6,653,545
Income Tax PAYE		8,146
Practicing Certificates' Fees - Francistown		101,420
Practising Certificates - Lobatse		58,232
Practising Certificates Gaborone High Court		584,130
Royalties - Sale of Botswana Law Reports Products		60,984
Net Amount		30,996,066
ATTORNEY GENERAL'S CHAMBERS		
Income Tax PAYE	50	
Withholding Taxes		16,072
	50	16,072
Net Amount		16,022
OFFICE OF THE AUDITOR GENERAL		
IDI/AFROSAI-E IT Audit Regional Workshop		639
Income Tax PAYE		1,928
PAYE for Local and Expatriate Contract Officers - Gratuties Payments		35,896
Net Amount		38,462
MINISTRY OF INTERNATIONAL AFFAIRS AND COOPERATION		
Capacity Strengthening the Botswana International Ministerial Committee on Treaty Implementation		1,047
Co-branding Botswana in Australia		10,911
General Service Tax	86,410	
Local Staff Salaries-Kuwait		103,189
Office expenses-Kuwait		18,799
Social Security		35,594
Value Added Tax (VAT) Refunds for Diplomats-Missions	32,719	
Youth Empowerment and Development		13,831
	119,129	183,372
Net Amount		64,243

STATEMENT 14

STATEMENT OF BALANCES OF OTHER DEPOSIT ACCOUNTS 31ST MARCH 2019

	Debit	Credit
INDEPENDENT ELECTORAL COMMISSION		
Candidates Deposits-Councillors		27,700
Candidates Deposits-Parliamentarians		10,000
Income Tax PAYE - Payment Voucher		186,205
Withholding Taxes		39,240
Net Amount		263,144
MINISTRY OF LAND MANAGEMENT, WATER AND SANITATION SERVICES		
Income Tax PAYE		122,480
UN-HABITAT-SLUM UPGRADING PROGRAMME		151,885
Withholding Taxes		3,316,513
Net Amount		3,590,878
MINISTRY OF ENVIRONMENT, NATURAL RESOURCES CONSERVATION AND TOURISM		
African Insect Atlas		3,518
Assessed Tax		2,587
Deposits - Private Firms Liquidated Damages		908,000
Development of Trails (Ntwetwe Pan)		156
Disposal of Polychlorinated Biphenyls (PCB)		51,882
Elephant Conservation and Management in protected and Adjacent Areas		1,642,653
Fluctuation-Acceptance of foreign Currency		242,380
Import VAT	949	
Income Tax PAYE	25,933	
MINAMATA Initial Assessment		234,728
Mapping Biodiversity Priorities		42,028
Sixth National Report - Convention on Biological Diversity		127,594
The Development of Botanical Gardens	1,752	
Tswapong Hills Cultural Landscape-Heritage Tourism		40
UNEP-Cross Cutting Capacity Development		2,591,710
United Nations Convetion to Combat Desertification (UNCCD)		226,565
Withholding Taxes		146,288
Workshop On Documentation 46-604-10		205,761
World Heritage Convention, Maun, Botswana		206,431
	28,633	6,632,321
Net Amount		6,603,688
INDUSTRIAL COURT		
Income Tax PAYE	4,038	
Industrial Court Receipts and Payments	9,748	
Net Amount	13,786	

STATEMENT 14

STATEMENT OF BALANCES OF OTHER DEPOSIT ACCOUNTS 31ST MARCH 2019

	Debit	Credit
MINISTRY OF YOUTH EMPOWERMENT, SPORT AND CULTURE DEVELOPMENT		
American Space Maun		144,887
Botswana National Service Programme		3,065,384
Culture Regular Programme (UNESCO)		53,886
Income Tax PAYE	2,089	
Interns Allowance Savings Account		12,079,269
Sales of Art Work In Exhibition		175,576
Withholding Taxes	21,676	
Youth Development Art and Cultural Activities Fund		442,343
	23,766	15,961,345
Net Amount		15,937,580
MINISTRY OF INFRASTRUCTURE AND HOUSING DEVELOPMENT		
Deposits - Private Firms Liquidated Damages	104,564	
Income Tax PAYE		438
Withholding Taxes		581
	104,564	1,019
Net Amount	103,545	
MINISTRY OF TRANSPORT AND COMMUNICATIONS		
Deposits - Private Firms Liquidated Damages		8,916,415
IST- AFRICA		85,655
Income Tax PAYE		37,627
Withholding Taxes		1,113,863
Net Amount		10,153,560
MINISTRY OF DEFENCE, JUSTICE AND SECURITY		
Assessed Tax		12
BDF Welfare Loan Recoveries		1,960,471
Debt Recovery		27,958
Deposits - Private Firms Liquidated Damages		107,382
Import VAT		1,308,662
Income Tax PAYE		783,228
Police Recruits Withheld Salary	2,192	
Prevention of Alcohol Drug Abuse		4,500,000
Prisoners Cash Deposit		326,650
Prisons Burial		589,025
Withholding Taxes		5,708,378
	2,192	15,311,766
Net Amount		15,309,574
MINISTRY OF EMPLOYMENT, LABOUR PRODUCTIVITY AND SKILLS DEVELOPMENT		
Income Tax PAYE		2,962
Industrial Dispute		2,141,283
Training and Procurement of Equipment-Brigades		19,909
Tripartite Workshops - Labour Laws Proposals Government and Social Partners		65,314
Withholding Taxes		4,471
Net Amount		2,233,940

STATEMENT 14

STATEMENT OF BALANCES OF OTHER DEPOSIT ACCOUNTS 31ST MARCH 2019

	Debit	Credit
MINISTRY OF TERTIARY EDUCATION, RESEARCH, SCIENCE AND TECHNOLOGY		
African Science, Technology and Innovation Indicators Initiative Fund		21
Artisian TVET Trainees Sponsorship		10,783,268
Capacity Building for Curriculum Developers		20,353
Gaborone Technical College Enterprise A/C		2,054,281
Income Tax PAYE	2,126	
Students' Allowance Payable		14,092,083
T C E Agricultural Science Project		268,417
Top Achievers Sponsorship Fund		3,317,886
Unesco/Sida Financial Contribution		400,238
Withholding Taxes		47,342
	2,126	30,983,889
Net Amount		30,981,763
Grand Total	24,672,217	1,556,927,284
Net Total		1,532,255,067

STATEMENT 15

STATEMENT OF ADVANCE ACCOUNTS

This statement indicates advances, surcharges and losses of cash and stores. Debit balances in this statement must be recovered from the individual employees whilst credits must be investigated and appropriate corrective measures taken.

SUMMARY OF ADVANCE ACCOUNTS FOR THE YEAR ENDED 31 MARCH 2019

ORGANISATION	MINISTRY	SUB-LEDGER BALANCE	GENERAL LEDGER BALANCE	TOTAL
0100	Parliament	136,666		136,666
0200	Ministry of Presidential Affairs, Governance and Public Administration	21,887,748	33,065	21,920,812
0300	Ministry of Finance and Economic Development	22,810,112	887,989,524	910,799,636
0400	Ministry of Nationality, Immigration and Gender Affairs	2,102,354	32,728	2,135,082
0500	Ministry of Agricultural Development and Food Security	4,339,823	122,537	4,462,361
0600	Ministry of Basic Education	17,360,621	(23,308,306)	(5,947,685)
0700	Ministry of Investment, Trade and Industry	833,797	-	833,797
0800	Ministry of Local Government and Rural Development	4,397,983	524,551,619	528,949,602
1000	Ministry of Mineral Resources, Green Technology and Energy Security	409,853	-	409,853
1100	Ministry of Health and Wellness	15,827,210	38,794	15,866,004
1200	Administration of Justice	2,848,272	381,441	3,229,712
1300	Attorney General's Chambers	778,541	-	778,541
1400	Office of the Auditor General	603,629	-	603,629
1500	Ministry of International Affairs and Cooperation	915,902	10,426,351	11,342,253
1600	Independent Electoral Commission	344,858	-	344,858
1700	Office of the Ombudsman	58,995	-	58,995
1800	Ministry of Lands Management, Water and Sanitation Services	1,285,180	160,056	1,445,236
2000	Ministry of Environment, Natural Resources Conservation and Tourism	1,969,272	(123,625)	1,845,646
2100	Industrial Court	26,226	10,434	36,660
2200	Ministry of Youth Empowerment, Sports and Culture Development	421,717	230,101	651,818
2300	Ministry of Infrastructure and Housing Developments	1,790,571	-	1,790,571
2400	Ministry of Transport and Communications	3,465,355	1,861,545	5,326,900
2500	Ministry of Defence, Justice and Security	(716,106)	801	(715,305)
2600	Ministry of Employment, Labour Productivity and Skills Development	1,691,948	12,283	1,704,231
2700	Ministry of Tertiary Education, Research, Science and Technology	94,230,122	(82,432,934)	11,797,188
Sub Total		199,820,647	1,319,986,413	1,519,807,060
General Ledger and Subledger Variance				4,077,012
Total				1,523,884,073

STATEMENT OF ADVANCE ACCOUNTS FOR THE YEAR ENDED 31 MARCH 2019*(Figures in Pula)*

	Debit	Credit
PARLIAMENT		
<u>Public Officers</u>		
Surcharge - Damage to Government Vehicles		5,898
Advance - P&P Emergency	34,251	
Advances - imprest Recoveries	9,108	
Advances - Industrial Class	2,045	
Advances - P&P Grade D4 and below	1,499	
Recovery of Overpayment of Salaries	3,793	
Training Bond Liability	91,868	
Total	142,564	5,898
Ministry Net Total	136,666	

MINISTRY OF PRESIDENTIAL AFFAIRS, GOVERNANCE AND PUBLIC ADMINISTRATION

<u>Public Officers</u>		
Surcharge - Damage to Government Vehicles	52,638	
Surcharge - P&P - Payroll	87,786	
Advance-P&P Emergency		16,138
Advances - Imprest Recoveries	177,783	
Advances - Industrial Class	29,638	
Advances - P&P Grade D4 & Below	2,619,278	
Advance on Gratuity - Members of Parliament	18,749,325	
Loss of Cash - Cash shortage	30,493	
Recovery of Overpayment of Salaries	131,722	
Training Bond Liability	25,223	
Total	21,903,886	16,138
Net Total	21,887,748	

Loss of Cash

Loss of Cash		744
Primary Health Care	3,135	
SUSSEX E	12,248	
Total	15,382	744
Net Total	14,639	

Other Advance Accounts

Returned Cheques (Account 41942)	18,426	
Total	18,426	
Ministry Gross Total	21,937,694	16,882
Ministry Net Total	21,920,812	

MINISTRY OF FINANCE AND ECONOMIC DEVELOPMENT

<u>Public Officers</u>		
Surcharge - Damage to Government Vehicles	4,754	
Surcharge - P&P - Payroll	211,038	
Advance - P&P Emergency	110,892	
Advances - Imprest Recoveries	61,467	
Advances - Industrial Class	12,061	
Advances - P&P Grade D4 & Below	1,862,648	
Loss of Cash - Cash Shortage	8,452,877	
Prepayment Account	1,599,114	
Residential Property Loan	10,429,734	
Motor Vehicle Loan		480,647
Recovery of Overpayment of Salaries	546,175	
Total	23,290,760	480,647
Net Total	22,810,112	

STATEMENT OF ADVANCE ACCOUNTS FOR THE YEAR ENDED 31 MARCH 2019*(Figures in Pula)*

	Debit	Credit
MINISTRY OF FINANCE AND ECONOMIC DEVELOPMENT		
<u>Losses of Cash (Old Accounts)</u>		
Cash Gains and Losses		1,727
Losses of Cash	179,845	
Total	179,845	1,727
Net Total	178,118	
<u>Cash Losses/Shortages-Revenue Offices</u>		
Cash Shortages in Revenue Office	2,226,795	
Total	2,226,795	
<u>Other Advance Accounts</u>		
Returned Cheques	33,350	
Purchase Of Equity - De Beers SA	673,597,322	
BCL and Others Liquidation Advance Account	211,944,430	
Botswana Public Officers Pension Fund -Advance	9,509	
Total	885,584,611	
Ministry Gross Total	911,282,011	482,374
Ministry Net Total	910,799,636	
MINISTRY OF NATIONALITY, IMMIGRATION AND GENDER AFFAIRS		
<u>Public Officers</u>		
Surcharge - Damage to Government Vehicles	42,160	
Advance - P&P Emergency	4,300	
Advances - Imprest Recoveries	15,515	
Advances - Industrial Class	8,562	
Advances- P&P Grade D4 & Below	1,183,183	
Loss of Cash - Cash Shortage	642,696	
Recovery of Overpayment of Salaries	201,382	
Training Bond Liability	4,556	
Total	2,102,354	
<u>Loss of Cash</u>		
Loss of Cash	32,728	
Total	32,728	
Ministry Total	2,135,082	
MINISTRY OF AGRICULTURAL DEVELOPMENT AND FOOD SECURITY		
<u>Public Officers</u>		
Surcharge - Damage to Government Vehicles	194,701	
Surcharge - P&P - Payroll	7,016	
Advance - P&P Emergency	20,188	
Advances - Imprest Recoveries	136,604	
Advances - Industrial Class	13,192	
Advances - P&P Grade D4 & Below	2,288,395	
Loss of Cash	144,167	
Loss of Cash - Cash Shortage	248,506	
Loss of Stores	8,701	
Recovery of Overpayment of Salaries	1,165,129	
Training Bond Liability	113,224	
Total	4,339,823	

STATEMENT OF ADVANCE ACCOUNTS FOR THE YEAR ENDED 31 MARCH 2019*(Figures in Pula)*

	Debit	Credit
MINISTRY OF AGRICULTURAL DEVELOPMENT AND FOOD SECURITY		
<u>Loss of Cash</u>		
Loss of Cash	1,248	
Total	1,248	
<u>Other Advance Accounts</u>		
Returned Cheques	121,289	
Total	121,289	
Ministry Total	4,462,361	
MINISTRY OF BASIC EDUCATION		
<u>Public Officers</u>		
Surcharge - Damage to Government Vehicles	109,523	
Surcharge - P&P - Payroll	266,947	
Advance - P&P Emergency	11,237	
Advances - Imprest Recoveries	395,480	
Advances - Industrial Class	58,282	
Advances - P&P Grade D4 & Below	5,142,272	
Loss of Cash - Cash Shortage	371,832	
Recovery of Overpayment of Salaries	10,252,387	
Training Bond Liability	752,663	
Total	17,360,621	
<u>Other Advance Accounts</u>		
FNB Students' Allowance Disbursement in Transit		23,300,152
Teaching Service Management		9,734
Department of Secondary Education	1,580	
Total	1,580	23,309,886
Net Total		23,308,306
Ministry Gross Total	17,362,201	23,309,886
Ministry Net Total		5,947,685
MINISTRY OF INVESTMENT, TRADE AND INDUSTRY		
<u>Public Officers</u>		
Surcharge - Damage to Government Vehicles	10,613	
Surcharge - P&P - Payroll	4,053	
Permanent & Pension Emergency Advances	1,008	
Advances - P&P Grade D4 & Below	682,653	
Loss of Cash - Cash Shortage	4,422	
Recovery of Overpayment of Salaries	31,635	
Training Bond Liability	99,412	
Ministry Total	833,797	
MINISTRY OF LOCAL GOVERNMENT AND RURAL DEVELOPMENT		
<u>Public Officers</u>		
Surcharge - Damage to Government Vehicles	30,484	
Surcharge - P&P - Payroll	8,355	
Advance -P&P Emergency	98,551	
Advances - Imprest Recoveries	83,668	
Advances - Industrial Class	43,848	
Advances - P&P Grade D4 & Below	2,273,028	
Loss of Cash - Cash Shortage	49,858	
Recovery of Overpayment of Salaries	1,810,191	
Total	4,397,983	

STATEMENT OF ADVANCE ACCOUNTS FOR THE YEAR ENDED 31 MARCH 2019*(Figures in Pula)*

	Debit	Credit
MINISTRY OF LOCAL GOVERNMENT AND RURAL DEVELOPMENT		
<u>Loss of Cash</u>		
Loss of Cash	168,591	
Total	168,591	
<u>Other Advance Account</u>		
Post Office Cheque	318,867,203	
Sandulela Telecom Botswana	205,515,825	
Total	524,383,028	
Ministry Total	528,949,602	
MINISTRY OF MINERAL RESOURCES, GREEN TECHNOLOGY AND ENERGY SECURITY		
<u>Public Officers</u>		
Surcharge - Damage to Government Vehicles	11,089	
Surcharge - P&P - Payroll	10,101	
Advances - Imprest Recoveries	2,957	
Advances - P&P Grade D4 & Below	150,444	
Recovery of Overpayment of Salaries	235,261	
Ministry Total	409,853	
MINISTRY OF HEALTH AND WELLNESS		
<u>Public Officers</u>		
Surcharge - Damage to Government Vehicles	225,200	
Surcharge - P&P - Payroll	109,860	
Advance -P&P Emergency	150,974	
Advances - Imprest Recoveries	1,032,402	
Advances - Industrial Class	100,844	
Advances - P&P Grade D4 & Below	3,076,010	
Loss of Cash - Cash Shortage	36,350	
Recovery of Overpayment of Salaries	6,330,058	
Training Bond Liability	4,765,514	
Total	15,827,210	
<u>Loss of Cash/Gain</u>		
Loss of Cash	8,340	
Total	8,340	
<u>Other Advance Accounts</u>		
Returned Cheques	30,455	
Total	30,455	
Ministry Total	15,866,004	
ADMINISTRATION OF JUSTICE		
<u>Public Officers</u>		
Surcharge - Damage to Government Vehicles	19,180	
Advance - P&P Emergency	24,354	
Advances - Imprest Recoveries	66,812	
Advances - Industrial Class	2,975	
Advances - P&P Grade D4 & Below	494,348	
Non-Taxable Retired Judges - Lumpsum Advances	1,896,672	
Loss of Cash - Cash Shortage	223,952	
Recovery of Overpayment of Salaries	119,979	
Total	2,848,272	

STATEMENT OF ADVANCE ACCOUNTS FOR THE YEAR ENDED 31 MARCH 2019*(Figures in Pula)*

	Debit	Credit
ADMINISTRATION OF JUSTICE		
<u>Loss of Cash</u>		
Loss of Cash	10,636	
Total	10,636	
<u>Other Advance Accounts</u>		
Returned Cheques	370,805	
Total	370,805	
Ministry Total	3,229,712	
ATTORNEY GENERAL'S CHAMBERS		
<u>Public Officers</u>		
Surcharge - Damage to Government Vehicles	59,954	
Surcharge - P&P - Payroll	21,911	
Advance - P&P Emergency	26,333	
Advances - Imprest Recoveries	64,148	
Advances - Industrial Class	600	
Advances - P&P Grade D4 & Below	198,777	
Recovery of Overpayment of Salaries	186,916	
Training Bond Liability	219,902	
Ministry Total	778,541	
OFFICE OF THE AUDITOR GENERAL		
<u>Public Officers</u>		
Advances - Imprest Recoveries	63,059	
Advances - Industrial Class	2,899	
Advances - P&P Grade D4 & Below	446,403	
Recovery of Overpayment of Salaries	7,302	
Training Bond Liability	83,965	
Ministry Total	603,629	
MINISTRY OF INTERNATIONAL AFFAIRS AND COOPERATION		
<u>Public Officers</u>		
Surcharge - Damage to Government Vehicles	28,521	
Advances - Imprest Recoveries	9,726	
Advances - P&P Grade D4 & Below	59,242	
Loss of Cash - Cash Shortage	599,534	
Recovery of Overpayment of Salaries	218,879	
Total	915,902	
<u>Other Advance Account</u>		
Repatriation Account	271,965	
Advance-Petrol Deposit	13,285	
Total	285,250	
<u>Suspense</u>		
Security Deposit - Fuel and Lubrications	4,049	
House Rental Deposit	9,840,482	
Mission Suspense(Salaries)	296,570	
Total	10,141,101	
Ministry Total	11,342,253	

STATEMENT OF ADVANCE ACCOUNTS FOR THE YEAR ENDED 31 MARCH 2019*(Figures in Pula)*

	Debit	Credit
INDEPENDENT ELECTORAL COMMISSION		
<u>Public Officers</u>		
Surcharge - Damage to Government Vehicles	39,720	
Surcharge - P&P - Payroll	720	
Advance - P&P Emergency	800	
Advances - Industrial Class	1,050	
Advances- P&P Grade D4 & Below	302,568	
Ministry Total	344,858	
OMBUDSMAN		
<u>Public Officers</u>		
Advances - Imprest Recoveries	2,913	
Advances - Industrial Class	510	
Advances - P&P Grade D4 & Below	49,561	
Recovery of Overpayment of Salaries	6,011	
Total	58,995	
MINISTRY OF LAND MANAGEMENT, WATER AND SANITATION SERVICES		
<u>Public Officers</u>		
Surcharge - Damage to Government Vehicles	3,206	
Surcharge - P&P - Payroll	2,357	
Advances - Imprest Recoveries	54,231	
Advances - Industrial Class	5,296	
Advances - P&P Grade D4 & Below	306,481	
Loss of Cash - Cash Shortage	425,052	
Recovery of Overpayment of Salaries	342,950	
Training Bond Liability	145,607	
Total	1,285,180	
<u>Other Advance Accounts</u>		
Returned Cheques	160,056	
Total	160,056	
Ministry Total	1,445,236	
MINISTRY OF ENVIRONMENT, NATURAL RESOURCES CONSERVATION AND TOURISM		
<u>Public Officers</u>		
Surcharge - Damage to Government Vehicles	233,759	
Surcharge - P&P - Payroll		30
Advance - P&P Emergency	4,800	
Advances - Imprest Recoveries	35,543	
Advances - Industrial Class	3,589	
Advances - P&P Grade D4 & Below	854,772	
Loss of Cash - Cash Shortage	141,389	
Recovery of Overpayment of Salaries	232,304	
Training Bond Liability	463,145	
Total	1,969,302	30
Net Total	1,969,272	

STATEMENT OF ADVANCE ACCOUNTS FOR THE YEAR ENDED 31 MARCH 2019*(Figures in Pula)*

	Debit	Credit
MINISTRY OF ENVIRONMENT, NATURAL RESOURCES CONSERVATION AND TOURISM		
<u>Loss of Stores</u>		
Loss of Stores		154,745
Total		154,745
<u>Other Advance Accounts</u>		
Returned Cheques	31,120	
Total	31,120	
Ministry Gross Total	2,000,422	154,776
Ministry Net Total	1,845,646	
INDUSTRIAL COURT		
<u>Public Officers</u>		
Advances - Imprest Recoveries	2,263	
Advances - P&P Grade D4 & Below	21,999	
Recovery of Overpayment of Salaries	1,963	
Total	26,226	
<u>Other Advance Accounts</u>		
Returned Cheques	10,434	
Total	10,434	
Ministry Total	36,660	
MINISTRY OF YOUTH EMPOWERMENT, SPORTS AND CULTURE DEVELOPMENT		
<u>Public Officers</u>		
Surcharge - Damage to Government Vehicles	49,314	
Permanent & Pension Emergency Advances	13,850	
Advances - Imprest Recoveries	37,884	
Advances - Industrial Class	1,650	
Advances - P&P Grade D4 & Below	222,616	
Recovery of Overpayment of Salaries	96,402	
Total	421,717	
<u>Loss of Cash</u>		
Loss of Cash	229,851	
Total	229,851	
<u>Loss of Stores</u>		
Loss of Stores	250	
Total	250	
Ministry Total	651,818	
MINISTRY OF INFRASTRUCTURE AND HOUSING DEVELOPMENT		
<u>Public Officers</u>		
Surcharge - Damage to Government Vehicles	43,413	
Surcharge - P&P - Payroll	454	
Advance - P&P Emergency	84,744	
Advances - Imprest Recoveries	114,148	
Advances - Industrial Class	46,821	
Advances - P&P Grade D4 & Below	1,030,156	
Advance - Professional Registration	6,000	

STATEMENT OF ADVANCE ACCOUNTS FOR THE YEAR ENDED 31 MARCH 2019*(Figures in Pula)*

	Debit	Credit
MINISTRY OF INFRASTRUCTURE AND HOUSING DEVELOPMENT		
<u>Public Officers</u>		
Loss of Cash - Cash Shortage	14,291	
Recovery of Overpayment of Salaries	390,502	
Training Bond Liability	60,041	
Ministry Total	1,790,571	
MINISTRY OF TRANSPORT AND COMMUNICATION		
<u>Public Officers</u>		
Surcharge - Damage to Government Vehicles	136,643	
Surcharge - P&P - Payroll	205,333	
Advance - P&P Emergency	20,891	
Advances - Imprest Recoveries	361,521	
Advances - Industrial Class	27,778	
Advances - P&P Grade D4 & Below	1,479,747	
Loss of Cash - Cash Shortage	230,550	
Recovery of Overpayment of Salaries	968,070	
Training Bond Liability	34,822	
Total	3,465,355	
<u>Loss of Cash</u>		
Loss of Cash	1,844,295	
Total	1,844,295	
<u>Other Advance Accounts</u>		
Returned Cheques	17,250	
Total	17,250	
Ministry Total	5,326,900	
MINISTRY OF DEFENCE JUSTICE AND SECURITY		
<u>Public Officers</u>		
Surcharge - Damage to Government Vehicles	962,633	
Surcharge - P&P - Payroll	60,783	
Advance - P&P Emergency	20,017	
Advances - Imprest Recoveries	75,820	
Advances - Industrial Class	2,000	
Advances - P&P Grade D4 & Below	387,002	
Loss of Cash - Cash Shortage	299,517	
Recovery of Overpayment of Salaries	422,845	
Training Bond Liability	643,666	
BDF Fines Recovery		3,590,389
Total	2,874,282	3,590,389
Net Total		716,106
<u>Loss of Cash</u>		
Loss of Cash		17,675
Total		17,675
<u>Other Advance Accounts</u>		
Returned Cheques	18,476	
Total	18,476	
Ministry Gross Total	2,892,758	3,608,063
Ministry Net Total		715,305

STATEMENT OF ADVANCE ACCOUNTS FOR THE YEAR ENDED 31 MARCH 2019*(Figures in Pula)*

	Debit	Credit
MINISTRY OF EMPLOYMENT, LABOUR PRODUCTIVITY AND SKILLS DEVELOPMENT		
<u>Public Officers</u>		
Advance - P&P Emergency	25,750	
Advances - Imprest Recoveries	33,236	
Advances - Industrial Class	1,000	
Advances - P&P Grade D4 & Below	501,238	
Loss of Cash - Cash Shortage	340,847	
Recovery of Overpayment of Salaries	278,115	
Training Bond Liability	511,762	
Total	1,691,948	
<u>Loss of Cash</u>		
Loss of Cash	12,283	
Total	12,283	
Ministry Total	1,704,231	
MINISTRY OF TERTIARY EDUCATION, RESEARCH, SCIENCE AND TECHNOLOGY		
<u>Public Officers</u>		
Advances - Imprest Recoveries	16,292	
Advances - P&P Grade D4 & Below	281,494	
Bonded Student Recoveries - Old Scheme	1,603,850	
Grant Loan Scheme	95,376,994	
Student Advance Loan Scheme		3,132,765
Recovery of Overpayment of Salaries	84,256	
Total	97,362,886	3,132,765
Net Total	94,230,122	
<u>Other Advance Accounts</u>		
Returned Cheques	2,826	
FNB Students' Allowance Disbursement in Transit	14,127,107	
Recovery of Government Sponsorship Loans		96,562,867
Total	14,129,933	96,562,867
Net Total		82,432,934
Ministry Gross Total	111,492,819	99,695,632
Ministry Net Total	11,797,188	
Total All Ministries (Gross)	1,647,080,571	127,273,511
Total All Ministries (Net)	1,519,807,060	
General Ledger and Subledger Variance	4,077,012	
GRAND TOTAL	1,523,884,073	

STATEMENT 15

SUMMARY OF ADVANCE ACCOUNTS FOR THE YEAR ENDED 31 MARCH 2019

ORGANISATION	MINISTRY	SUBLEDGER BALANCES		GENERAL LEDGER BALANCE	TOTAL
		ADVANCES	NON-MOVING		
0100	Parliament	14,945	121,721	-	136,666
0200	Ministry of Presidential Affairs, Governance and Public Administration	14,182,966	7,704,782	33,065	21,920,812
0300	Ministry of Finance and Economic Development	12,995,790	9,814,322	887,989,524	910,799,636
0400	Ministry of Nationality, Immigration and Gender Affairs	1,147,478	954,876	32,728	2,135,082
0500	Ministry of Agricultural Development and Food Security	2,691,263	1,648,560	122,537	4,462,361
0600	Ministry of Basic Education	6,865,299	10,495,322	(23,308,306)	(5,947,685)
0700	Ministry of Investment, Trade and Industry	695,822	137,975	-	833,797
0800	Ministry of Local Government and Rural Development	3,135,758	1,262,225	524,551,619	528,949,602
1000	Ministry of Mineral Resources, Green Technology and Energy Security	185,445	224,408	-	409,853
1100	Ministry of Health and Wellness	5,582,866	10,244,344	38,794	15,866,004
1200	Administration of Justice	2,535,745	312,526	381,441	3,229,712
1300	Attorney General's Chambers	352,645	425,896	-	778,541
1400	Office of the Auditor General	473,699	129,929	-	603,629
1500	Ministry of International Affairs and Cooperation	195,142	720,760	10,426,351	11,342,253
1600	Independent Electoral Commission	321,058	23,800	-	344,858
1700	Office of the Ombudsman	58,995	-	-	58,995
1800	Ministry of Lands Management, Water and Sanitation Services	503,669	781,511	160,056	1,445,236
2000	Ministry of Environment, Natural Resources Conservation and Tourism	1,152,107	817,164	(123,625)	1,845,646
2100	Industrial Court	24,262	1,963	10,434	36,660
2200	Ministry of Youth Empowerment, Sports and Culture Development	327,114	94,602	230,101	651,818
2300	Ministry of Infrastructure and Housing Development	1,620,192	170,378	-	1,790,571
2400	Ministry of Transport and Communications	2,112,952	1,352,403	1,861,545	5,326,900
2500	Ministry of Defence, Justice and Security	(2,243,560)	1,527,454	801	(715,305)
2600	Ministry of Employment, Labour Productivity and Skills Development	643,712	1,048,236	12,283	1,704,231
2700	Ministry of Tertiary Education, Research, Science and Technology	69,059,859	25,170,263	(82,432,934)	11,797,188
Sub Total		124,635,224	75,185,423	1,319,986,413	1,519,807,060
General Ledger and Subledger Variance					4,077,012
Total					1,523,884,073

STATEMENT OF NON MOVING ADVANCES FOR THE YEAR ENDED 31 MARCH 2019*(Figures in Pula)*

	Debit	Credit
PARLIAMENT		
<u>Public Officers</u>		
Surcharge - Damage to Government vehicle		5,898
Advance-P&P Emergency	34,251	
Recovery of overpayment of salaries	1,500	
Training Bond Liability	91,868	
	<u>127,620</u>	<u>5,898</u>
Ministry Total	<u>121,721</u>	
MINISTRY OF PRESIDENTIAL AFFAIRS, GOVERNANCE AND PUBLIC ADMINISTRATION		
<u>Public Officers</u>		
Surcharge - Damage to Government vehicle	37,127	
Surcharge - P&P - Payroll	4,624	
Advance-P&P Emergency		26,573
Advances - Imprest Recoveries	30,224	
Advances - Industrial Class	9,877	
Advances- P&P Grade D4 & Below	39,083	
Advance on Gratuity-Members of Parliament	7,469,200	
Loss of cash - Cash shortage	30,493	
Recovery of overpayment of salaries	85,505	
Training Bond Liability	25,223	
	<u>7,731,355</u>	<u>26,573</u>
Ministry Total	<u>7,704,782</u>	
MINISTRY OF FINANCE AND ECONOMIC DEVELOPMENT		
<u>Public Officers</u>		
Surcharge - P&P - Payroll	162,139	
Advance-P&P Emergency	51,750	
Advances - Imprest Recoveries	6,178	
Loss of cash - Cash shortage - other accounts- Employees (Sub Ledger	328,686	
Prepayment Account	778,096	
Residential Property Loan	7,285,100	
Motor Vehicle Loan	774,987	
Recovery of overpayment of salaries	427,387	
	<u>9,814,322</u>	
Ministry Total	<u>9,814,322</u>	
MINISTRY OF NATIONALITY, IMMIGRATION AND GENDER AFFAIRS		
<u>Public Officers</u>		
Surcharge - Damage to Government vehicle	23,978	
Advances - Industrial Class	3,000	
Advances- P&P Grade D4 & Below	100,484	
Loss of cash - Cash shortage	636,274	
Recovery of overpayment of salaries	186,584	
Training Bond Liability	4,556	
	<u>954,876</u>	
Ministry Total	<u>954,876</u>	
MINISTRY OF AGRICULTURAL DEVELOPMENT AND FOOD SECURITY		
<u>Public Officers</u>		
Surcharge - Damage to Government vehicle	76,534	
Surcharge - P&P - Payroll	7,016	
Advance-P&P Emergency	16,888	
Advances - Imprest Recoveries	8,728	
Advances - Industrial Class	4,077	
Advances- P&P Grade D4 & Below	91,183	
Loss of cash	138,387	

STATEMENT 15

STATEMENT OF NON MOVING ADVANCES FOR THE YEAR ENDED 31 MARCH 2019
(Figures in Pula)

	Debit	Credit
MINISTRY OF AGRICULTURAL DEVELOPMENT AND FOOD SECURITY		
<u>Public Officers</u>		
Loss of cash - Cash shortage	248,506	
Loss of Stores	8,701	
Recovery of overpayment of salaries	982,241	
Training Bond Liability	66,298	
Ministry Total	<u>1,648,560</u>	
MINISTRY OF BASIC EDUCATION		
<u>Public Officers</u>		
Surcharge - Damage to Government vehicle	46,889	
Surcharge - P&P - Payroll	266,947	
Advance-P&P Emergency		4,500
Advances - Imprest Recoveries	64,775	
Advances - Industrial Class	20,572	
Advances- P&P Grade D4 & Below	172,163	
Loss of cash - Cash shortage	371,832	
Recovery of overpayment of salaries	8,933,307	
Training Bond Liability	623,336	
	<u>10,499,822</u>	<u>4,500</u>
Ministry Total	<u>10,495,322</u>	
MINISTRY OF INVESTMENT, TRADE AND INDUSTRY		
<u>Public Officers</u>		
Surcharge - P&P - Payroll	4,053	
Advances- P&P Grade D4 & Below		650
Loss of cash - Cash shortage	4,422	
Recovery of overpayment of salaries	31,635	
Training Bond Liability	98,515	
	<u>138,625</u>	<u>650</u>
Ministry Total	<u>137,975</u>	
MINISTRY OF LOCAL GOVERNMENT AND RURAL DEVELOPMENT		
<u>Public Officers</u>		
Surcharge - Damage to Government vehicle	27,314	
Surcharge - P&P - Payroll	3,326	
Advance-P&P Emergency	20,100	
Advances - Imprest Recoveries	11,851	
Advances - Industrial Class	8,372	
Advances- P&P Grade D4 & Below	45,430	
Loss of cash - Cash shortage	49,858	
Recovery of overpayment of salaries	1,095,974	
Total	<u>1,262,225</u>	
MINISTRY OF MINERAL RESOURCES, GREEN TECHNOLOGY AND ENERGY SECURITY		
<u>Public Officers</u>		
Surcharge - Damage to Government vehicle	4,363	
Surcharge - P&P - Payroll	10,101	
Advances- P&P Grade D4 & Below	12,000	
Recovery of overpayment of salaries	197,943	
Ministry Total	<u>224,408</u>	
MINISTRY OF HEALTH AND WELLNESS		
<u>Public Officers</u>		
Surcharge - Damage to Government vehicle	180,567	
Surcharge - P&P - Payroll	103,991	

STATEMENT OF NON MOVING ADVANCES FOR THE YEAR ENDED 31 MARCH 2019*(Figures in Pula)*

	Debit	Credit
MINISTRY OF HEALTH AND WELLNESS		
<u>Public Officers</u>		
Advance-P&P Emergency	52,288	
Advances - Imprest Recoveries	496,502	
Advances - Industrial Class	71,990	
Advances- P&P Grade D4 & Below	202,098	
Loss of cash - Cash shortage	36,350	
Recovery of overpayment of salaries	4,667,121	
Training Bond Liability	4,433,438	
Total	10,244,344	
ADMINISTRATION OF JUSTICE		
<u>Public Officers</u>		
Surcharge - Damage to Government vehicle	12,216	
Advances - Imprest Recoveries	20,405	
Advances- P&P Grade D4 & Below	27,018	
Loss of cash - Cash shortage	134,329	
Recovery of overpayment of salaries	118,558	
Total	312,526	
ATTORNEY GENERAL'S CHAMBERS		
<u>Public Officers</u>		
Surcharge - Damage to Government vehicle	39,130	
Surcharge - P&P - Payroll	13,161	
Advance-P&P Emergency	1,333	
Advances - Imprest Recoveries	29	
Advances - Industrial Class	600	
Recovery of overpayment of salaries	182,813	
Training Bond Liability	188,829	
Ministry Total	425,896	
OFFICE OF THE AUDITOR GENERAL		
<u>Public Officers</u>		
Surcharge - P&P - Payroll	1,098	
Advances - Imprest Recoveries	33,755	
Advances - Industrial Class	2,899	
Advances- P&P Grade D4 & Below	910	
Recovery of overpayment of salaries	7,302	
Training Bond Liability	83,965	
Ministry Total	129,929	
MINISTRY OF INTERNATIONAL AFFAIRS AND COOPERATION		
<u>Public Officers</u>		
Surcharge - Damage to Government vehicle	3,077	
Loss of cash - Cash shortage	599,534	
Recovery of overpayment of salaries	118,150	
Total	720,760	
INDEPENDENT ELECTORAL COMMISSION		
<u>Public Officers</u>		
Advance-P&P Emergency	800	
Advances- P&P Grade D4 & Below	23,000	
Ministry Total	23,800	

STATEMENT OF NON MOVING ADVANCES FOR THE YEAR ENDED 31 MARCH 2019*(Figures in Pula)*

	Debit	Credit
MINISTRY OF LAND MANAGEMENT, WATER AND SANITATION SERVICES		
<u>Public Officers</u>		
Surcharge - Damage to Government vehicle	1,206	
Surcharge - P&P - Payroll	770	
Advances - Imprest Recoveries	5,759	
Advances- P&P Grade D4 & Below	2,964	
Loss of cash - Cash shortage	425,052	
Recovery of overpayment of salaries	303,533	
Training Bond Liability	42,227	
Total	781,511	
MINISTRY OF ENVIRONMENT, NATURAL RESOURCES CONSERVATION AND TOURISM		
<u>Public Officers</u>		
Surcharge - Damage to Government vehicle	9,519	
Surcharge - P&P - Payroll		400
Advances - Imprest Recoveries	7,429	
Advances - Industrial Class	250	
Advances- P&P Grade D4 & Below	173,397	
Loss of cash - Cash shortage	58,322	
Recovery of overpayment of salaries	210,367	
Training Bond Liability	358,280	
Total	817,564	400
	817,164	
INDUSTRIAL COURT		
<u>Public Officers</u>		
Recovery of overpayment of salaries	1,963	
Total	1,963	
MINISTRY OF YOUTH EMPOWERMENT, SPORTS AND CULTURE DEVELOPMENT		
<u>Public Officers</u>		
Recovery of overpayment of salaries	94,602	
Total	94,602	
MINISTRY OF INFRASTRUCTURE AND HOUSING DEVELOPMENT		
<u>Public Officers</u>		
Surcharge - P&P - Payroll	454	
Advance-P&P Emergency	4,549	
Advances - Imprest Recoveries	2,030	
Advances - Industrial Class	2,300	
Advances- P&P Grade D4 & Below	20,347	
Loss of cash - Cash shortage	14,291	
Recovery of overpayment of salaries	126,406	
Ministry Total	170,378	
MINISTRY OF TRANSPORT AND COMMUNICATION		
<u>Public Officers</u>		
Surcharge - Damage to Government vehicle	80,484	
Surcharge - P&P - Payroll	205,587	
Advance-P&P Emergency	5,306	
Advances - Imprest Recoveries	89,080	
Advances - Industrial Class	10,723	
Advances- P&P Grade D4 & Below	27,000	
Loss of cash - Cash shortage	230,550	
Recovery of overpayment of salaries	668,852	
Training Bond Liability	34,822	
Total	1,352,403	

STATEMENT 15

STATEMENT OF NON MOVING ADVANCES FOR THE YEAR ENDED 31 MARCH 2019
(Figures in Pula)

	Debit	Credit
MINISTRY OF DEFENCE JUSTICE AND SECURITY		
<u>Public Officers</u>		
Surcharge - Damage to Government vehicle	115,375	
Advance-P&P Emergency	5,250	
Advances - Imprest Recoveries	10,715	
Advances- P&P Grade D4 & Below	9,096	
Loss of cash - Cash shortage	134,977	
Recovery of overpayment of salaries	294,482	
Training Bond Liability	643,666	
BDF Fines Recovery	313,892	
Ministry Total	<u>1,527,454</u>	
MINISTRY OF EMPLOYMENT, LABOUR PRODUCTIVITY AND SKILLS DEVELOPMENT		
<u>Public Officers</u>		
Advances - Imprest Recoveries	8,860	
Advances- P&P Grade D4 & Below		17,484
Loss of cash - Cash shortage	291,047	
Recovery of overpayment of salaries	254,052	
Training Bond Liability	511,762	
	<u>1,065,720</u>	<u>17,484</u>
Ministry Total	<u>1,048,236</u>	
MINISTRY OF TERTIARY EDUCATION, RESEARCH, SCIENCE AND TECHNOLOGY		
Advances- P&P Grade D4 & Below	45,000	
Bonded Student Recoveries - Old Scheme	1,641,512	
Grant Loan Scheme	23,624,027	
Student Advance Loan Scheme		140,276
	<u>25,310,539</u>	<u>140,276</u>
	<u>25,170,263</u>	
Total All Ministries (Gross)	<u>75,381,204</u>	<u>195,782</u>
Total All Ministries (Net)	<u>75,185,423</u>	

STATEMENT 16

CASH AND BANK BALANCES

The Government cash and bank balances relate to the Government's bank accounts maintained at Bank of Botswana, commercial banks throughout the country, missions abroad and cash held by Treasury Offices.

At the end of the financial year the Permanent Secretary of the Ministry responsible for Finance appoints Boards of Survey to count the cash and verify bank balances held by every office at the close of business on the last day of the financial year. The Heads of Botswana diplomatic missions issue certificate of year-end balances in respect of their own mission. The results of the cash count are used to validate the year end general ledger balances.

STATEMENT 16

**STATEMENT OF CASH AND BANK BALANCES
AS AT 31ST MARCH 2019**

SUMMARY

	(Figures in Pula)
	Amount
CASH IN HAND	1,698,470
CASH AT BANK	(1,530,703,464)
CASH IN TRANSIT	2,504,917,604
CASH ON DEPOSIT	111,191,719
GOVERNMENT INVESTMENT ACCOUNT	<u>(2,740,566,610)</u>
TOTAL	<u><u>(1,653,462,281)</u></u>

**STATEMENT OF CASH AND BANK BALANCES
AS AT 31ST MARCH 2019**

	(Figures in Pula)	
	DR	CR
CASH IN HAND		
TREASURY OFFICES		
BDF Mogoditshane	242,891	
Bobonong	224,658	
Charles Hill	39,244	
Francistown	75,915	
Gaborone Imprest	411,841	
Ghanzi	133,021	
Goodhope	39,490	
Gumare	17,459	
Hukuntsi	40,879	
Jwaneng	9,090	
Kanye	185,541	
Kasane		1,052,515
Letlhakane	46,334	
Letlhakeng	734	
Mabutsane	7,205	
Machaneng	34,240	
Mahalapye	6,801	
Masunga	278,823	
Maun	338,306	
Mochudi	44,345	
Molepolole	17,468	
Moshupa	69,969	
Palapye	41,731	
Parliament Annexe	25,089	
Ramotswa		26,556
Selebi Phikwe	153,714	
Serowe	992	
Shakawe	73,417	
Sowa	12,733	
Tonota	72,078	
Tsabong	70,114	
Tutume	63,420	
CASH IN HAND TOTAL	2,777,541	1,079,071
CASH IN HAND NET TOTAL	1,698,470	

**STATEMENT OF CASH AND BANK BALANCES
AS AT 31ST MARCH 2019**

	(Figures in Pula)	
	DR	CR
CASH AT BANK		
BANK OF BOTSWANA		
Group F	2,185,699	
Remittances		356,662,620
Remittance Bank account 2 (Unreferenced)	360	
Salaries		587,718,610
Banking Group 1		1,519,909,962
Banking Group 2	5,280,636	
Banking Group 3	75,439,230	
Banking Group 4		8,319,669
Banking Group 5 - Real Time Gross Settlement (RTGS)	111,322,172	
COMMERCIAL BANKS		
Call and Current Accounts		
Group J	23,538,951	
Group J		40,006,960
Group K		132,844
Group K		353,119
Group L	1,249,832	
Group L		4,298,199
Group M		1,524,225
Group M	1,926,519	
Group N		3,763
Group N	777,871	
Group P	10,000	
Group Q	10,000	
Group R	10,000	
Government Pula Card		
Accountant General Headquarters	217,625	
Mochudi Treasury Office	235,049	
Dummy Bank2 TB Prepayment Recording	1,070	
Treasury Offices		
Call and Current Accounts		
Bobonong	74,733	
Bobonong		9,782,108
Bobonong	15,895,305	
Charles Hill	10,000	
Charles Hill		5,894,696
Charles Hill	6,150,889	
Charles Hill	3,204,622	

**STATEMENT OF CASH AND BANK BALANCES
AS AT 31ST MARCH 2019**

	(Figures in Pula)	
	DR	CR
CASH AT BANK		
COMMERCIAL BANKS		
Treasury Offices		
Call and Current Accounts		
Francistown		41,267,222
Francistown	142	
Francistown	10,000	
Francistown		85,826,517
Francistown	1,744,091	
Francistown	55,156,965	
Francistown	56,236,443	
Francistown Regional Revenue	109,837,473	
Francistown Regional Revenue		139,457,978
Ghanzi		24,922,748
Ghanzi	21,391,844	
Ghanzi		15,636,626
Goodhope		8,448,820
Goodhope		360,790
Goodhope	2,892,063	
Gumare	3,893,528	
Gumare		90,065,144
Gumare	85,136,049	
Hukuntsi	5,034,268	
Hukuntsi	619,967	
Hukuntsi	5,061,787	
Hukuntsi		1,219,013
Hukuntsi		9,731,823
Jwaneng	6,777,063	
Jwaneng		1,483,757
Jwaneng		1,711,703
Kang	10,000	
Kanye	7,986,541	
Kanye	10,000	
Kanye		4,500,525
Kanye		997,141
Kasane		683,512
Kasane	10,000	
Kasane		47,104,658
Kasane	46,199,336	
Letlhakane		18,951,256
Letlhakane	31,611,534	
Letlhakane	328,734,306	
Letlhakeng	1,353,656	

**STATEMENT OF CASH AND BANK BALANCES
AS AT 31ST MARCH 2019**

	(Figures in Pula)	
	DR	CR
CASH AT BANK		
COMMERCIAL BANKS		
Treasury Offices		
Call and Current Accounts		
Letlhakeng		2,275,591
Letlhakeng	10,000	
Letlhakeng		2,438,438
Lobatse	11,550,020	
Lobatse	10,000	
Lobatse	278,647	
Lobatse	9,912,742	
Mabutsane	3,448,943	
Mabutsane	10,000	
Mabutsane		526,854
Mabutsane	2,281,166	
Machaneng	3,377,535	
Machaneng		27,823,642
Machaneng	10,000	
Machaneng	27,208,002	
Mahalapye	1,248,346	
Mahalapye	10,000	
Mahalapye		17,378,330
Mahalapye	20,044,248	
Masunga		326,163,673
Masunga	31,977	
Masunga	28,028,639	
Masunga		11,905,836
Maun	30,489,570	
Maun		3,035,862
Maun	10,000	
Maun		123,723,457
Maun	100,970,706	
Mochudi	10,000	
Mochudi		1,059,997
Mochudi	9,783,392	
Mochudi	1,365,015	
Molepolole	6,521,783	
Molepolole		497,872
Molepolole	10,000	
Molepolole		63,728,419
Molepolole	31,095,917	
Moshupa	2,072,307	
Moshupa	215,678	

**STATEMENT OF CASH AND BANK BALANCES
AS AT 31ST MARCH 2019**

	(Figures in Pula)	
	DR	CR
CASH AT BANK		
COMMERCIAL BANKS		
Treasury Offices		
Call and Current Accounts		
Moshupa		2,103,179
Palapye		7,618,851
Palapye		19,164,190
Palapye	28,949,792	
Ramotswa	3,490,378	
Ramotswa	337,861	
Ramotswa	8,370,975	
Selebi Phikwe		12,080,027
Selebi Phikwe	18,609,500	
Selebi Phikwe		9,643,693
Selebi Phikwe	10,000	
Serowe		22,875,070
Serowe		20,126,720
Serowe	10,000	
Serowe	35,362,866	
Shakawe	7,740,522	
Shakawe		55,552,501
Shakawe	47,718,832	
Sowa		6,619,154
Sowa		7,736,164
Sowa	8,808,747	
Tonota	17,791,144	
Tonota	10,000	
Tonota		55,818,686
Tonota	34,413,334	
Tsabong	3,959,090	
Tsabong		6,927,541
Tsabong	2,828,270	
Tutume		4,481,168
Tutume	28,555,447	
Tutume		23,114,420
BOTSWANA MISSIONS		
Australia	3,603,012	
Brazil (Local)	12,192,440	
Brazil (USD)	2,149	
Brussels		1,724,929
China (Local)	3,501,876	
China (USD)	1,692,375	

**STATEMENT OF CASH AND BANK BALANCES
AS AT 31ST MARCH 2019**

	(Figures in Pula)	
	DR	CR
CASH AT BANK		
BOTSWANA MISSIONS		
Ethiopia (Local)		140,177
Ethiopia (USD)	7,628,516	
Geneva	5,458,481	
Germany	3,628,171	
Harare	4,868,793	
India (Local)	3,648,629	
India (USD)	948,665	
Japan (Local)	1,072,235	
Johannesburg	21,583,366	
Kenya Nairobi (Local)	6,912,436	
Kenya Nairobi (USD)	26,117,859	
Kuwait (Dinar)	1,638,922	
Kuwait	951,065	
London (GBP)	28,629,945	
London (EUR)	68,748	
Lusaka (ZMW)	770,725	
Lusaka (USD)	861,627	
Mozambique (Local)	726,111	
Mozambique	256,348	
Namibia	790,107	
New York		849,253
Nigeria Abuja	1,214,097	
Nigeria Abuja (USD)	489,644	
Pretoria	1,758,227	
Sweden	666,901	
Washington	850,828	
OTHER		
BOB Lome III Sysmin GR	636,654,917	
GPPS Online Bookshop	15	
CASH AT BANK TOTAL	2,333,406,241	3,864,109,705
CASH AT BANK NET TOTAL		1,530,703,464
CASH IN TRANSIT		
Bank of Botswana Group F	120,000,000	
Bank of Botswana Salaries Account	630,899,122	
Banking Group 1	1,760,000,000	
Banking Group 2		40,000,000
Government Pula Card Mochudi	300,000	

**STATEMENT OF CASH AND BANK BALANCES
AS AT 31ST MARCH 2019**

	(Figures in Pula)	
	DR	CR
CASH IN TRANSIT		
TREASURY OFFICES		
Donga BDF	44,040	
Francistown	1,815,884	
Gaborone	3,041,206	
Gaborone Imprest	6,347,959	
Gaborone Village	40,000	
Ghanzi	1,150,746	
Goodhope	188,635	
Gumare	4,725	
Hukuntsi	439,722	
Jwaneng	350,496	
Kanye	177,244	
Kasane	769,813	
Letlhakane	187,851	
Letlhakeng	77,085	
Lobatse	273,598	
Machaneng	59,078	
Mahalpye	594,823	
Masunga	272,527	
Maun	205,700	
Mochudi	938,709	
Molepolole	354,557	
Palapye	486,691	
Parliament Annexe	145,475	
Ramotswa	282,690	
Selebi Phikwe	693,018	
Serowe	908,799	
Shakawe	40,000	
Sowa	514,300	
Tonota	38,500	
Tsabong	321,000	
Tutume	161,169	
Income Tax Francistown	74,857	
Income Tax Gaborone	12,491,790	
Income Tax Selebi Phikwe	225,797	
CASH IN TRANSIT TOTAL	2,544,917,604	40,000,000
CASH IN TRANSIT NET TOTAL	2,504,917,604	

**STATEMENT OF CASH AND BANK BALANCES
AS AT 31ST MARCH 2019**

	(Figures in Pula)	
	DR	CR
CASH ON DEPOSIT		
BOTSWANA MISSIONS		
Call Account - Australia	107,304	
Call Account - Pretoria	5,026,241	
POINT OF SALE (POS) ACCOUNTS		
Ministry of Land Management, Water and Sanitation Services		
Headquarters	194,807	
Department of Lands- Francistown		842,666
Department Of Lands	4,267,278	
Ministry of Youth Empowerment, Sport and Culture Development		
Headquarters	221,931	
National Library Services		91,720
Ministry of Defense, Justice and Security		
Headquarters	219,061	
Botswana Defense Force		
Francistown	16	
Sir Seretse Khama Barracks	15,057	
Thebephatwa Air Base	550	
Botswana Police Service		
Headquarters	268,307	
Borakanelo	142,556	
Botshabelo	79,170	
Broadhurst	618,128	
Charleshill	52,388	
Dibete	21,233	
Divisional Commander North (Francistown)		106,103
Divisional Commander South (Lobatse)		294,971
Botswana Police Service		
Divisional Commander South Central (Gaborone)	27,389	
Dukwi	579,172	
Gaborone	112,519	
Gaborone West	217	
Gantsi	271	
Goodhope	41,382	
Gweta	89,780	
Jwaneng	10,319	

**STATEMENT OF CASH AND BANK BALANCES
AS AT 31ST MARCH 2019**

	(Figures in Pula)	
	DR	CR
CASH ON DEPOSIT		
POINT OF SALE (POS) ACCOUNTS		
Botswana Police Service		
Kachikau	2,000	
Kang	50,490	
Kanye	4,470	
Kasane	74,874	
Kazungula	17,260	
Kutlwano	93,975	
Lethakane	177,541	
Lethakeng	17,280	
Lobatse	215,178	
Mabutsane		1,488
Mahalapye	90,019	
Masunga	9,155	
Maun	224,091	
Maunatlala	11,119	
Mochudi	1,210	
Mogoditshane	103,412	
Molepolole	31,692	
Naledi	244,092	
Nata		17,946
Orapa	237,126	
Palapye	168,826	
Pandamatenga	384,880	
Rakops	40,750	
Ramatlabama	224,419	
Ramotswa	62,472	
Sejelo		637
Selebi Phikwe Road Areas	52,371	
Selibe Phikwe	76,061	
Serowe		8,988
Serule	94,720	
Shakawe	40,600	
Sir Seretse Khama	91,145	
Sojwe	34,240	
Takatokwane	32,651	
Tlokweng	54,632	
Tonota	14,800	
Tsabong	17,254	
Tshesebe	81,870	
Tutume	2,754	

**STATEMENT OF CASH AND BANK BALANCES
AS AT 31ST MARCH 2019**

	(Figures in Pula)	
	DR	CR
CASH ON DEPOSIT		
POINT OF SALE (POS) ACCOUNTS		
Botswana Prisons Service		
Headquarters	214,767	
Mochudi	20,000	
Selebi Phikwe	600	
Ministry of Agricultural Development and Food Security		
Headquarters	29,389	
Veterinary Services		
Francistown	467,391	
Gaborone	1,423,410	
Gantsi	509,664	
Kanye	18,891	
Maun	1,377	
Molepolole	100,780	
Serowe	66,084	
Ministry of Transport and Communications		
Headquarters	21,391	
Francistown Gold Valley	28,208	
Transport Gaborone BBS	643,892	
Central Transport Organisation		
Francistown Auto	1,828,456	
Gaborone village	6,517,803	
Gantsi	624,452	
Kasane	1,075,823	
Lobatse	2,356,817	
Mahalapye	741,090	
Maun Auto	1,878,999	
Selebi Phikwe	1,108,888	
Serowe	1,433,054	
Tsabong	794,120	
Department of Road Transport and Safety		
Head office	152,527	
Bobonong	1,910	
Gantsi	701,003	
Gumare	8,855	
Jwaneng	51,164	
Kang	33,049	

**STATEMENT OF CASH AND BANK BALANCES
AS AT 31ST MARCH 2019**

	(Figures in Pula)	
	DR	CR
CASH ON DEPOSIT		
POINT OF SALE (POS) ACCOUNTS		
Ministry of Transport and Communications		
Department of Road Transport and Safety		
Kanye	32,329	
Kasane	34,915	
Letlhakane	13,107	
Mahalapye	66,938	
Masunga	5,460	
Mochudi	30,384	
Molepolole	24,715	
Ramokgwebana	1,636	
Ramotswa	523,161	
Serule	5,267	
Shakawe	6,096	
Sowa Town	5,003	
Tsabong	34,816	
Tutume	17,176	
Road Transport		
Francistown	668,723	
Gaborone West	1,012,507	
Lobatse	1,813,789	
Maruapula Testing Centre	862,097	
Maun	946,668	
Mogoditshane	100,493	
Palapye	1,986,828	
Selibe Phikwe	596,292	
Serowe	157,972	
Ministry of Health and Wellness		
Headquarters	240	
Clinical Services	1,755	
Institute of Health Sciences Gaborone		1,199
Nyangagwe Referral Hospital	126,661	
Princess Marina Hospital	193,856	
Sekgoma Memorial Hospital	21,332	
Ministry of Basic Education		
Headquarters	37,377	

**STATEMENT OF CASH AND BANK BALANCES
AS AT 31ST MARCH 2019**

	(Figures in Pula)	
	DR	CR
CASH ON DEPOSIT		
POINT OF SALE (POS) ACCOUNTS		
Ministry of Tertiary Education, Research, Science and Technology		
Headquarters		53,297
Ministry of Employment, Labour Productivity and Skills Development		
Headquarters		267,401
District Labour		
Gantsi		25,673
Jwaneng		70,168
Jwaneng		40,580
Mahalapye		94,450
Masunga		1,500
Maun		94,500
Molepolole		4,500
Selebi Phikwe		21,958
Sowa		300
Regional Labour Office		
Headquarters		3,640,558
Francistown		1,922,080
Kasane		185,580
Loapi		4,908,150
Lobatse		430,189
Maun		706,778
Selibe Phikwe		344,447
Serowe		1,237,401
Universal		2,090,300
Ministry of Environment, National Resources and Tourism		
Headquarters		78,878
Department of Tourism		
Department of Tourism		69,808
Francistown		8,160
Maun		488,107

**STATEMENT OF CASH AND BANK BALANCES
AS AT 31ST MARCH 2019**

	(Figures in Pula)	
	DR	CR
CASH ON DEPOSIT		
POINT OF SALE (POS) ACCOUNTS		
Ministry of Environment, National Resources and Tourism		
Wildlife		
Francistown	10,937	
Gantsi	72,049	
Headquarters	1,494,607	
Kang	4,893	
Kasane	553,324	
Lethakane	38,166	
Maun	445,879	
Ngoma Wildlife Camp	13,273	
Tsabong	2,208	
Ministry of Minerals Resources, Green Technology and Energy		
Security		
Headquarters	60,435	
Department of Mines-Gaborone		1,273
Department of Water Affairs-Gaborone		48,065
Ministry of International Affairs and Cooperation		
Headquarters	4,880	
Ministry of National, Immigration and Gender Affairs		
Headquarters	19,606	
Immigration & Citizenship		
Headquarters	1,465,482	
Loapi House	76,262	
Universal House	74,220	
Ministry of Investment, Trade and Industry		
Headquarters	15,084	
Ministry of Local Government and Rural Development		
Headquarters	67,400	
Botswana Public Service Management	1,431	
Botswana Television	264,412	
Department of Information Services	283,302	
Directorate of Intelligence and Security	798,573	
Francistown Bookshop	3,617	

**STATEMENT OF CASH AND BANK BALANCES
AS AT 31ST MARCH 2019**

	(Figures in Pula)	
	DR	CR
CASH ON DEPOSIT		
POINT OF SALE (POS) ACCOUNTS		
Ministry of Presidential Affairs, Governance and Public Administration		
Gaborone Bookshop	79,119	
Office of the President	47,914	
Serowe Bookshop	1,515	
 Ministry of Finance and Economic Development		
Headquarters	66,092	
Office of the Accountant General	4,420	
 Treasury Offices		
BDF Mogoditshane	768	
Bobonong	10,852	
Charleshill	89,736	
Francistown	4,165,165	
Gantsi	1,544,006	
Goodhope	592,939	
Gumare	529,626	
Hukuntsi	103,102	
Imprest Office	1,697,824	
Imprest Office	7,173,978	
Jwaneng	588,213	
Kanye	195,441	
Kasane	704,959	
Lethakane	28,315	
Lethakeng	470,499	
Lobatse	1,382,215	
Mabutsane	459,345	
Machaneng	17,549	
Mahalapye	34,249	
Masunga	371,528	
Maun	3,881,762	
Mochudi	51,621	
Molepolole	1,322,996	
Moshupa	769,918	
Palapye		81,026
Parliament	2,649,622	
Ramotswa	529,819	
Selibe Phikwe	715,008	
Serowe	934,923	
Shakawe	29,680	

**STATEMENT OF CASH AND BANK BALANCES
AS AT 31ST MARCH 2019**

	(Figures in Pula)	
	DR	CR
CASH ON DEPOSIT		
POINT OF SALE (POS) ACCOUNTS		
Ministry of Finance and Economic Development		
Treasury Offices		
Sowa	5,025	
Tonota	26,652	
Tsabong	1,238,601	
Tutume	273,991	
Ministry of Infrastructure and Housing Development		
Headquarters	9,506	
Administration of Justice		
Headquarters	26,276	
Broadhurst Magistrate Court		54
Francistown Magistrate Court	108,675	
Gaborone High Court	145,001	
Village Magistrate Court	89,380	
Attorney General Chambers		
Headquarters	169,730	
Directorate of Public Prosecutions (DPP) Francistown	49,101	
Directorate of Public Prosecutions (DPP) Gaborone	220,172	
Directorate of Public Prosecutions (DPP) Maun	28,745	
Independent Electoral Commission- Headquarters	8,415	
Office Of the Ombudsman	4,675	
OTHER		
African Import, Export Bank Dividend	2,878,062	
Global Fund for HIV/AIDS	3,404,460	
Global Fund TB Account	2,739,666	
Joint Consolidated Fund	106,247	
CASH ON DEPOSIT TOTAL	112,687,856	1,496,137
CASH ON DEPOSIT NET TOTAL	111,191,719	
GOVERNMENT HI PORTFOLIO ACCOUNTS		
Government Pula Fund - Bank of Botswana		3,240,566,610
Government Liquidity Fund - Bank of Botswana	500,000,000	
	500,000,000	3,240,566,610
GOVERNMENT HI PORTFOLIO ACCOUNTS NET TOTAL		2,740,566,610
	5,493,789,242	7,147,251,523
GRAND NET TOTAL		1,653,462,281

STATEMENT 17

STATEMENT OF CONTINGENT LIABILITIES

These are loans to statutory bodies and public officers guaranteed by Government. The statement shows the borrowing organization, lending agency, nature of liability, interest rate per annum, repayment period and maximum liability at the end of the year under review.

STATEMENT OF CONTINGENT LIABILITIES AS AT 31ST MARCH, 2019

(Amounts in Pula)						
Borrowing Corporation/ Organisation	Lending Agency	Nature of Liability	Rate of Interest Per Annum	Repayment Period	Maximum Liability Contracted	Contingent Liability 31 March 2019
Botswana Vaccine Institute	Debt Participation Capital Funding Limited	Debt Participation Capital Transfer (PDSF 56)	14.6	2004 to 2020	584,876	122,034
National Development Bank	Debt Participation Capital Funding Limited	Debt Participation Capital Transfer (PDSF 69)	12.1	2004 to 2020	22,799,584	4,255,120
Okavango Diamond Company	Standard Chartered Bank Botswana Limited	(a) Operational Cost	Variable	2013 to 2023	1,078,748,652	563,847,886
Botswana Meat Commission	Standard Chartered Bank Botswana Limited	Working Capital Expenditure	Variable	2014 to 2022	300,000,000	70,000,000
Botswana Power Corporation	Nordic Investment Bank	(b) Guarantee in respect of Transmission line Francistown - Maun EURO 5,029,875.11	0.75	2001 to 2031	60,968,183	31,703,456
	Industrial and Commercial Bank of China	(d) Morupule B Power Station USD 825,048,559.40 Authorised Loan USD 543,015,179.85 Drawn Down	Variable	2009 to 2029	5,857,768,930	5,367,412,039
Bank of Botswana	International Bank for Reconstruction and Development	(a) Non - Interest Bearing Treasury Notes	0	On Demand	959,489	959,489
	International Development Association	(b) Non - Interest Bearing (various) Treasury Notes	0	On Demand	2,760	2,760
	International Development Association	(c) Non - Interest Bearing Treasury Notes	0	On Demand	171,761	171,761
	International Monetary Fund	(d) Non - Interest Bearing Note (NIB Note)	0	On Demand	1,477,900,684	1,477,900,684
	Multilateral Investment Guarantee Agency	Non - Interest Bearing Treasury Notes US\$4100.00		On Demand	583,603	583,603
Water Utilities Corporation	European Investment Bank	(a) Guarantee in respect of Francistown Water Supply Project ZAR 119 526 532.65	Variable	2008 to 2023	88,348,386.91	23,559,569.92
Motor Vehicle and Residential Property Government Employees Loan Scheme	Barclays Bank of Botswana Limited	(a) Guarantee in respect of: Motor Vehicle and Residential Property Advances			55,908,191 337,352,832	393,261,022
	Botswana Savings Bank	(b) Guarantee in respect of: Motor Vehicle and Residential Property Advances			2,179,378 432,544,566	434,723,944
	First National Bank (Wesbank)	(c) Guarantee in respect of: Motor Vehicle Advances			12,126,261	12,126,261
	Stanbic Bank Botswana	(d) Guarantee in respect of: Motor Vehicle and Residential Property Advances			150,708 6,316,272	6,466,980
	Standard Chartered Bank Botswana Limited	(e) Guarantee in respect of: Motor Vehicle and Residential Property Advances			24,091,364 255,341,981	279,433,346
	Bank Gaborone	(f) Guarantee in respect of: Motor Vehicle Advances			1,407	1,407
					10,014,849,869	8,666,531,360

Note:

- (i) Total Government Exposure for Motor Vehicles and Residential Property Advances is 80% of total loans outstanding at Lending Agencies
(ii) Amounts are derived from using the Exchange Rates as at 31st March 2019

STATEMENT 18

ASSETS HELD BY GOVERNMENT IN COMMERCIAL UNDERTAKINGS

The statement shows Government shareholding in commercial undertakings, International Organizations, State Enterprises and Statutory Bodies.

**STATEMENT OF ASSETS HELD BY GOVERNMENT IN COMMERCIAL UNDERTAKINGS,
STATUTORY BODIES AND INTERNATIONAL ORGANISATIONS AS AT 31 MARCH 2019
(NOT INCLUDED IN THE STATEMENT OF INVESTMENTS STATEMENT 8)**

Name of Company / Organisation	Currency	Number of shares	Value of Government Shares (P)	Equity & Reserves	Note
1 African Development Bank	UA	6,694	1,002,095,808.38		1,3 & 6
	UA	63,284	9,473,652,694.61		1,4 & 6
2 African Export - Import Bank	US\$	104	11,218,985.98		1,5 & 6
3 Air Botswana (AB)			1,081,371,200.00		1
4 Bank of Botswana		25,000,000	25,000,000.00		1
5 Banyana (Pty) Ltd				1,495,608.00	2
6 Botswana Accountancy College				73,919,266.00	1
7 Botswana Accountancy Oversight Authority (BAOA)				4,906,700.00	1
8 Botswana Agricultural Marketing Board (BAMB)				27,455,061.00	1
9 Botswana Ash			65,750,000.00		1
10 Botswana Bureau of Standards (BOBS)				253,809,533.00	1
11 Botswana Communications Regulatory Authority (BOCRA)				539,453,016.00	1
12 Botswana Development Corporation Limited (BDC)		541,769,462	888,269,000.00		1
13 Botswana Examinations Council (BEC)				(33,228,335.00)	1
14 Botswana Fibre Networks (BoFiNet)		1,000,000	747,244,423.00		2
15 Botswana Geoscience Institute				254,679,729.00	2
16 Botswana Housing Corporation (BHC)			250,000,000.00		1
17 Botswana Innovation Hub (BIH)			1,260,658,116.00		1
18 Botswana Institute for Development Policy Analysis (BIDPA)				32,141,751.00	1
19 Botswana Institute of Chartered Accountants (BICA)				18,689,859.00	1
20 Botswana Institute of Technology, Research and Innovation (BITRI)				6,724,279.00	2
21 Botswana International University of Science and Technology (BIUST)				1,503,042,627.00	1
22 Botswana Investment and Trade Centre (BITC)				179,624,527.00	2
23 Botswana Meat Commission (BMC)			641,150,000.00		1
24 Botswana Medicine Regulatory Authority				16,877,857.00	1
25 Botswana Motor Vehicle Accident Fund (MVAf)			2,340,456,205.00		1
26 Botswana National Productivity Centre (BNPC)				14,987,107.00	2
27 Botswana National Sports Commission (BNSC)				377,470,122.00	2
28 Botswana Oil Company (BOC)				192,219,773.00	2
29 Botswana Open university				(24,359,278.00)	1
30 Botswana Postal Services (BPS)			38,431,729.00		2
31 Botswana Power Corporation (BPC)			8,621,076,000.00		1
32 Botswana Privatisation Asset Holdings (BPAH)				599,920,739.00	1
33 Botswana Qualifications Authority (BQA)				25,854,688.00	1
34 Botswana Railways (BR)				791,848,000.00	1
35 Botswana Savings Bank (BSB)				19,720,692.23	1
36 Botswana Stock Exchange				84,153,438.00	1
37 Botswana Tourism Organisation (BTO)				(43,288,893.00)	2
38 Botswana Trade Commission (BOTC)				1,340,626.00	2
39 Botswana Unified Revenue Service (BURS)				203,606,000.00	2
40 Botswana University of Agriculture and Natural Resources(BUAN)				(24,832,296.00)	2
41 Botswana Vaccine Institute (BVI)		275,000,002		567,446,493.00	2
42 Citizen Entrepreneurial Development Agency (CEDA)				1,987,580,251.00	2
43 Civil Aviation Authority of Botswana (CAAB)				74,302,075.00	2
44 Companies and Intellectual Property Authority (CIPA)				2,516,689.00	2
45 Competition Authority				1,913,700.00	2
46 Construction Industry Trust Fund (CITF)				15,001,510.00	2
47 Debswana		79,196,655	2,324,734,183.00		1
48 Fairgrounds Holdings		8,276,946	8,276,946.00		1
49 Gambling Authority				4,856,608.00	2
50 Human Resources Development Advisory Council (HRDAC)				33,877,069.00	2
51 Legal Aid Botswana				2,742,067.00	1
52 Local Enterprises Authority				(1,728,161.00)	2
53 Mineral Development Company Botswana (MDCB)		9,992	6,745,528,392.00		1
54 National Development Bank (NDB)			177,689,000.00		2
55 National Food Technology Research Centre (NFTRC)				(8,842,623.00)	2

**STATEMENT OF ASSETS HELD BY GOVERNMENT IN COMMERCIAL UNDERTAKINGS,
STATUTORY BODIES AND INTERNATIONAL ORGANISATIONS AS AT 31 MARCH 2019
(NOT INCLUDED IN THE STATEMENT OF INVESTMENTS STATEMENT 8)**

Name of Company / Organisation	Currency	Number of shares	Value of Government Shares (P)	Equity & Reserves	Note
56 Non-Bank Financial Institutions Regulatory Authority (NBIFRA)				3,400,331.00	1
57 Okavango Diamond Company (ODC)				917,014,692.56	2
58 Public Enterprises Evaluation and Privatisation Agency (PEEPA)				2,534,547.00	1
59 Public Procurement and Asset Disposal Board (PPADB)				8,548,581.00	1
60 Selebi Phikwe Economic Diversification Unit (SPEDU)				(3,668,274.00)	2
61 Shelter Afrique		839	9,050,701.19		1
62 Statistics Botswana				(28,262,404.00)	2
63 University of Botswana				(126,525,000.00)	2
64 Water Utilities Corporation (WUC)			752,738,177.00		1
Total			36,464,391,561.16	8,550,940,347.79	
			45,015,331,908.94		

NOTES

- 2019 March and 2018 December reporting periods (Parastatals)
- 2018 March and prior years reporting periods (Parastatals)
- African Development Bank - Paid in Share, Value is UA 66,940,000.00
- African Development Bank - Callable Shares, Value is UA 632,840,000.00
- African Export-Import Bank - Value of Shares in US 1,040,000.00
- Shelter Afrique - Value of Shares is US 9,050,701.19
- Foreign Investments - Share Value is determined by the exchange rate as at 31st March 2019
- MDCB directly holds interest in the following entities:
 - De Beers plc
 - Morupule Coal Mine Limited (MCM)
- BPAH manages Botswana Government Assets for the following entities:
 - Botswana Building Society (BBS)
 - Botswana Telecommunications Corporation Limited (BTCL)

STATEMENT 19

STATEMENT OF ARREARS OF REVENUE

This is a memorandum of records for monies owed to the Government which should have been collected in the previous years and year under review.

STATEMENT 19

STATEMENT OF ARREARS OF REVENUE AS AT 31ST MARCH 2019

			(Amounts in Pula)								
Organisation	Account	Description	Arrears B/f from Previous Years	Previous Years' Adjustment / *Omission	Revised Arrears B/f from Previous Years	Collection of Previous Years' Arrears	Previous Years' Arrears Abandoned	Balance of Arrears Outstanding (Column 1-2-3)	Arrears in Respect of Current Year	Total Arrears Outstanding 31 March 2019 (Column 4+5)	NOTES
NATIONAL ASSEMBLY											
	23322	Service Charges - Parliamentary Flats	2,790.40	-	2,790.40	-	838.80	1,951.60	67,410.13	69,361.73	
TOTAL ORGANISATION 0100			2,790.40	-	2,790.40	-	838.80	1,951.60	67,410.13	69,361.73	
MINISTRY OF PRESIDENTIAL AFFAIRS, GOVERNANCE AND PUBLIC ADMINISTRATION											
0201	23306	Private Telephone Charges	10,707.20	-	10,707.20	8,688.54	-	2,018.66	4,410.20	6,428.86	
0202	23306	Private Telephone Charges	170,611.04	-	170,611.04	73,283.14	-	97,327.90	-	97,327.90	
0203	23511	Bond Defaulters	25,764.00	-	25,764.00	16,764.00	-	9,000.00	-	9,000.00	
0203	23306	Private Telephone Charges	4,208.61	-	4,208.61	4,208.61	-	-	619.60	619.60	
0211	23306	Private Telephone Charges	10,620.21	-	10,620.21	341.00	10,279.21	-	7,282.10	7,282.10	NOTE 1
0216	23306	Private Telephone Charges	10,404.34	-	10,404.34	3,000.00	-	7,404.34	-	7,404.34	
0219	23306	Private Telephone Charges	1,011.80	-	1,011.80	-	-	1,011.80	-	1,011.80	
0220	23306	Private Telephone Charges	2,660.35	-	2,660.35	2,660.35	-	-	756.25	756.25	
0221	23306	Private Telephone Charges	-	-	-	-	-	-	-	-	
TOTAL ORGANISATION 0200			235,987.55	-	235,987.55	108,945.64	10,279.21	116,762.70	13,068.15	129,830.85	
MINISTRY OF FINANCE AND ECONOMIC DEVELOPMENT											
0301	23306	Private Telephone Charges	3,448.65	-	3,448.65	3,448.65	-	-	-	-	
0302	23306	Private Telephone Charges	3,997.22	-	3,997.22	3,997.22	-	-	-	-	
TOTAL ORGANISATION 0300			7,445.87	-	7,445.87	7,445.87	-	-	-	-	
MINISTRY OF NATIONALITY, IMMIGRATION AND GENDER AFFAIRS											
0401	23306	Private Telephone Charges	817.20	-	817.20	471.85	345.35	-	-	-	
0411	23306	Private Telephone Charges	16,518.54	-	16,518.54	-	-	16,518.54	-	16,518.54	
TOTAL ORGANISATION 0400			17,335.74	-	17,335.74	471.85	345.35	16,518.54	-	16,518.54	
MINISTRY OF AGRICULTURAL DEVELOPMENT AND FOOD SECURITY											
0503	23306	Private Telephone Charges	187.03	-	187.03	187.03	-	-	-	-	
0507	23012	Sale of Semen	3,840.00	-	3,840.00	3,720.00	-	120.00	-	120.00	
0510	24418	Sale of Live Animals to Zimbabwe	1,239,000.00	-	1,239,000.00	0.00	-	1,239,000.00	-	1,239,000.00	
TOTAL ORGANISATION 0500			1,243,027.03	-	1,243,027.03	3,907.03	-	1,239,120.00	-	1,239,120.00	
MINISTRY OF BASIC EDUCATION											
0601	23306	Private Telephone Charges	3,742.84	-	3,742.84	-	-	3,742.84	-	3,742.84	
0608	23306	Private Telephone Charges	8,052.40	-	8,052.40	-	-	8,052.40	-	8,052.40	
0608	23319	School Fees - Local	-	-	-	-	-	-	91,254,783.20	91,254,783.20	
0608	23319	School Fees - Foreign	180,850.00	-	180,850.00	-	-	180,850.00	-	180,850.00	
0610	23306	Private Telephone Charges	133.25	-	133.25	133.25	-	-	-	-	
0611	23306	Private Telephone Charges	3,783.74	-	3,783.74	-	-	3,783.74	-	3,783.74	
0612	23306	Private Telephone Charges	823.24	472.50	1,295.74	-	-	1,295.74	-	1,295.74	
TOTAL ORGANISATION 0600			197,385.47	472.50	197,857.97	133.25	-	197,724.72	91,254,783.20	91,452,507.92	

STATEMENT 19

STATEMENT OF ARREARS OF REVENUE AS AT 31ST MARCH 2019

(Amounts in Pula)

Organisation	Account	Description	Arrears B/f from Previous Years	Previous Years Adjustment / *Omission	Revised Arrears B/f from Previous Years	Collection of Previous Years' Arrears	Previous Years' Arrears Abandoned	Balance of Arrears Outstanding (Column 1-2-3)	Arrears in Respect of Current Year	Total Arrears Outstanding 31 March 2019 (Column 4+5)	NOTES
<u>MINISTRY OF INVESTMENT, TRADE AND INDUSTRY</u>											
0701	23306	Private Telephone Charges	-	-	-	-	-	-	4,133.30	4,133.30	
0703	23306	Private Telephone Charges	8,204.14	-	8,204.14	7,374.71	-	829.43	446.01	1,275.44	
0704	23306	Private Telephone Charges	1,047.10	-	1,047.10	1,047.10	-	-	2,382.85	2,382.85	
0705	21418	Industrial Licence	26,600.00	-	26,600.00	10,200.00	600.00	15,800.00	1,800.00	17,600.00	
0705	23306	Private Telephone Charges	2,214.32	-	2,214.32	619.90	-	1,594.42	1,624.84	3,219.26	
0706	23306	Private Telephone Charges	699.42	-	699.42	699.42	-	-	165.05	165.05	
0708	23306	Company Registration fees	390,482,314.06	-	390,482,314.06	18,397,514.06	372,084,800.00	-	-	-	
TOTAL ORGANISATION 0700			390,521,079.04	-	390,521,079.04	18,417,455.19	372,085,400.00	18,223.85	10,552.05	28,775.90	
<u>MINISTRY OF LOCAL GOVERNMENT AND RURAL DEVELOPMENT</u>											
0801	23306	Private Telephone Charges	32,110.96	-	32,110.96	29,429.52	-	2,681.44	3,953.05	6,634.49	
0804	23306	Private Telephone Charges	297.38	-	297.38	297.38	-	-	-	-	
0807	23306	Private Telephone Charges	609.82	-	609.82	564.22	-	45.60	2,860.73	2,706.33	
0809	23306	Private Telephone Charges	28.10	-	28.10	28.10	-	-	-	-	
0809	23681	Customary Court Fines	561,998.80	-	561,998.80	70,895.00	253,139.85	237,963.95	75,655.80	313,619.75	
0810	23306	Private Telephone Charges	392.80	-	392.80	392.80	-	-	100.00	100.00	
TOTAL ORGANISATION 0800			595,437.86	-	595,437.86	101,607.02	253,139.85	240,690.99	82,369.58	323,060.57	
<u>MINISTRY OF MINERAL RESOURCES, GREEN TECHNOLOGY AND ENERGY SECURITY</u>											
1001	23351	Private Telephone Charges	6,006.45	-	6,006.45	6,006.45	-	-	-	-	
1002	23349	Hydrology Data Fees	30,670.00	-	30,670.00	-	-	30,670.00	-	30,670.00	
1002	23351	Borehole Cleaning	6,549.00	-	6,549.00	-	-	6,549.00	-	6,549.00	
1004	21426	Prospecting Licences	302,476.57	-	302,476.57	92,086.14	-	210,390.43	-	210,390.43	
1004	22501	Mineral Royalties	4,003,215.24	-	4,003,215.24	240,881.98	-	3,762,533.26	-	3,762,533.26	
1004	23306	Private Telephone Charges	38.10	-	38.10	38.10	-	-	-	-	
1004	23524	Illegal Mining	55,200.00	-	55,200.00	21,200.00	-	34,000.00	-	34,000.00	
1005	23306	Private Telephone Charges	2,167.09	-	2,167.09	2,167.09	-	-	-	-	
TOTAL ORGANISATION 1000			4,406,322.45	-	4,406,322.45	362,179.76	-	4,044,142.69	-	4,044,142.69	
<u>MINISTRY OF HEALTH AND WELLNESS</u>											
1101	23306	Private Telephone Charges	1,549.90	-	1,549.90	258.80	-	1,291.10	-	1,291.10	
1108	23306	Private Telephone Charges	690.50	-	690.50	347.50	-	343.00	25,756.73	26,099.73	
1108	23034	Sale of Drugs, Dressing & Vaccine	552,693.15	15,825,755.75	16,378,448.90	-	-	16,378,448.90	5,917,011.20	22,295,460.10	
1108	23035	Sale of Drugs	-	-	-	-	-	-	66,948.32	66,948.32	
1108	23304	Private Inpatients fees	-	-	-	-	-	-	288,336.40	288,336.40	
1108	23305	Private Outpatients Fees	1,525.30	-	1,525.30	-	-	1,525.30	60,479.00	60,479.00	
1108	23266	Hospital Charges	7,914.25	-	7,914.25	-	-	7,914.25	-	7,914.25	
1108	23348	Other Hospital Charges and Fees	-	-	-	-	-	-	10,305.20	10,305.20	
1109	23306	Private Telephone Charges	132.15	661.25	793.40	456.75	-	336.65	470.95	807.60	
1110	23306	Private Telephone Charges	742.53	-	742.53	538.58	-	203.95	527.00	730.95	
TOTAL ORGANISATION 1100			565,247.78	15,826,417.00	16,391,664.78	1,601.63	-	16,390,063.15	6,368,309.50	22,758,372.65	NOTE 1

STATEMENT OF ARREARS OF REVENUE AS AT 31ST MARCH 2019

Page 564

STATEMENT 19

STATEMENT OF ARREARS OF REVENUE AS AT 31ST MARCH 2019

(Amounts in Pula)											
Organisation	Account	Description	Arrears B/f from Previous Years	Previous Years Adjustment / *Omission	Revised Arrears B/f from Previous Years	Collection of Previous Years' Arrears	Previous Years' Arrears Abandoned	Balance of Arrears Outstanding (Column 1-2-3)	Arrears in Respect of Current Year	Total Arrears Outstanding 31 March 2019 (Column 4+5)	NOTES
MINISTRY OF LAND MANAGEMENT, WATER AND SANITATION SERVICES											
1809	23354	Leasing Government Boreholes	740,027.10	-	740,027.10	73,101.60	-	666,925.50	105,192.80	772,118.30	
1809	23013	Consumer Water Account	14,887,352.80	-	14,887,352.80	-	-	14,887,352.80	-	14,887,352.80	
		TOTAL ORGANISATION 1800	20,353,025.64	(444,197.32)	19,908,828.32	1,353,860.58	148,505.86	18,406,461.88	2,090,832.79	20,497,294.67	
MINISTRY OF ENVIROMENT, NATURAL RESOURCES CONSERVATION AND TOURISM											
2001	23306	Private Telephone Charges	241.45	-	241.45	226.45	-	15.00	2,080.05	2,095.05	
2002	23306	Private Telephone Charges	4,064.84	-	4,064.84	1,977.85	-	2,086.99	-	2,086.99	
2004	23306	Private Telephone Charges	-	-	-	-	-	-	1,243.94	1,243.94	
2005	23306	Private Telephone Charges	1,665.95	-	1,665.95	899.13	-	766.82	-	766.82	
2006	23306	Private Telephone Charges	1,637.33	-	1,637.33	1,458.68	-	178.65	2,209.45	2,388.10	
2008	23306	Private Telephone Charges	7,623.23	-	7,623.23	-	-	7,623.23	-	7,623.23	
		TOTAL ORGANISATION 2000	15,232.80	-	15,232.80	4,562.11	-	10,670.69	5,533.44	16,204.13	
INDUSTRIAL COURT											
2101	23306	Private Telephones Charges	38,613.88	-	38,613.88	9,174.89	-	29,438.99	10,973.42	40,412.41	
		TOTAL ORGANISATION 2001	38,613.88	-	38,613.88	9,174.89	-	29,438.99	10,973.42	40,412.41	
MINISTRY OF YOUTH EMPOWERMENT, SPORTS AND CULTURE DEVELOPMENT											
2201	23327	Stadium Fees	8,300.00	-	8,300.00	1,700.00	-	6,600.00	-	6,600.00	
		TOTAL ORGANISATION 2200	8,300.00	-	8,300.00	1,700.00	-	6,600.00	-	6,600.00	
MINISTRY OF INFRASTRUCTURE AND HOUSING DEVELOPMENT											
2301	23306	Private Telephone Charges	18,258.30	-	18,258.30	18,258.30	-	-	32,280.59	32,280.59	
2302	23306	Private Telephone Charges	8,802.95	-	8,802.95	8,802.95	-	-	42,898.15	42,898.15	
2305	23273	House Maintenance Fees	2,862.67	-	2,862.67	-	2,862.67	-	-	-	
2305	22718	Private Leases, Government Quartries	81,000.00	-	81,000.00	-	-	81,000.00	-	81,000.00	
2305	22721	BHC Pool Houses	1,108,501.03	-	1,108,501.03	29,417.09	1,892.20	1,077,191.74	345,541.00	1,422,732.74	
2305	22722	Institutional & District Houses	40,942.00	-	40,942.00	-	19,207.00	21,735.00	-	21,735.00	
		TOTAL ORGANISATION 2300	1,260,366.95	-	1,260,366.95	56,478.34	23,961.87	1,179,926.74	420,719.74	1,600,646.48	
MINISTRY OF TRANSPORT AND COMMUNICATIONS											
2401	23681	Private Telephone Charges	1,910.69	-	1,910.69	1,910.69	-	-	2,246.54	2,246.54	
2402	23681	Private Telephone Charges	-	-	-	-	-	-	2,232.78	2,232.78	
2403	23681	Private Telephone Charges	3,472.03	-	3,472.03	3,472.03	-	-	593.50	593.50	
2404	23681	Private Telephone Charges	557.50	-	557.50	557.50	-	-	1,594.20	1,594.20	
2405	23681	Private Telephone Charges	5,173.76	-	5,173.76	2,992.00	736.55	1,445.21	1,332.55	2,777.76	
2406	23681	Private Telephone Charges	626.43	-	626.43	626.43	-	-	476.85	476.85	
2101	23284	Landing Fees	1,192,851.00	-	1,192,851.00	-	-	1,192,851.00	-	1,192,851.00	
		TOTAL ORGANISATION 0900	1,204,591.41	-	1,204,591.41	9,558.65	736.55	1,194,296.21	8,476.42	1,202,772.63	

STATEMENT 19

STATEMENT OF ARREARS OF REVENUE AS AT 31ST MARCH 2019

		(Amounts in Pula)									
Organisation	Account	Description	Arrears B/f from Previous Years	Previous Years Adjustment / *Omission	Revised Arrears B/f from Previous Years	Collection of Previous Years' Arrears	Previous Years' Arrears Abandoned	Balance of Arrears Outstanding (Column 1-2-3)	Arrears in Respect of Current Year	Total Arrears Outstanding 31 March 2019 (Column 4+5)	NOTES
MINISTRY OF DEFENCE, JUSTICE AND SECURITY											
2502	23306	Private Telephone Charges	5,757.69	-	5,757.69	116.48	-	5,641.21	-	5,641.21	
2503	23306	Private Telephone Charges	105,494.20	-	105,494.20	87,193.74	-	18,300.46	33,810.00	52,110.46	
2505	23306	Private Telephone Charges	13,831.97	-	13,831.97	13,831.97	-	-	-	-	
		TOTAL ORGANISATION 2500	125,083.86	-	125,083.86	101,142.19	-	23,941.67	33,810.00	57,751.67	
MINISTRY OF EMPLOYMENT, LABOUR PRODUCTIVITY AND SKILLS DEVELOPMENT											
2604	23306	Private Telephone Charges	6,377.45	-	6,377.45	1,718.50	-	4,658.95	345.35	5,004.30	
		TOTAL ORGANISATION 2500	6,377.45	-	6,377.45	1,718.50	-	4,658.95	345.35	5,004.30	
MINISTRY OF TERTIARY EDUCATION, RESEARCH, SCIENCE AND TECHNOLOGY											
2702	23306	Private Telephone Charges	8,431.47	-	8,431.47	7,098.43	-	1,333.04	-	1,333.04	
2703	23244	Courses and Book Fees	1,723,987.05	-	1,723,987.05	182,564.35	-	1,541,422.70	351,480.00	1,892,902.70	
2703	23244	Courses and Book Fees	31,770.00	-	31,770.00	2,100.00	-	29,670.00	-	29,670.00	
2703	23306	Private Telephone Charges	5,064.01	(4,917.30)	146.71	146.71	-	0.00	-	0.00	
2703	23319	School Fees	15,000.00	-	15,000.00	8,334.00	-	6,666.00	-	6,666.00	
2704	23306	Private Telephone Charges	866.65	-	866.65	866.65	-	-	-	-	
2705	23306	Private Telephone Charges	1,858.10	-	1,858.10	1,858.10	-	-	-	-	
2705	23372	Nuclear Radiation Monitoring Fees	72,840.00	-	72,840.00	72,840.00	-	-	-	-	
2705	23373	Nuclear Source Registration Licence Fees	8,250.00	-	8,250.00	8,250.00	-	-	-	-	
		TOTAL ORGANISATION 2500	1,868,067.28	(4,917.30)	1,863,149.98	284,058.24	-	1,579,091.74	351,480.00	1,930,571.74	
		GRAND TOTALS	424,577,795.48	15,377,774.88	439,955,570.36	20,863,275.21	372,523,207.49	46,569,087.66	101,310,662.01	147,879,749.67	

NOTES

1. Ministry of Health and Wellness and Ministry of Presidential Affairs, Governance and Public Administration's opening & closing balances have a difference of P10,620.21 due to transfer of National AIDS and Health Promotion Agency -NAHPA (former NACA).

STATEMENT 20

STATEMENT OF CONTINGENCIES FUND

The Contingencies fund was established for purposes of enabling advances for urgent and unforeseen circumstances for which no other provision exists or has been made, where such expenditure could not be delayed or postponed for various reasons. The monies under this fund are also appropriated from the Consolidated Fund in accordance with applicable provisions of the law.

STATEMENT 20

STATEMENT OF CONTINGENCY FUND FOR THE YEAR ENDED 31ST MARCH 2019

Opening Balance	Advances Authorised	Closing Balance
1 APRIL 2018		31 MARCH 2019
P	P	P
10,000,000	0.00	10,000,000
CONTINGENCIES FUND BALANCE		10,000,000

STATEMENT 21

TABULAR SUMMARY OF UNALLOCATED STORES

This is a summary of inventory procured by Government Procurement Office under MFED for line Ministries. The closing balance represents value of stock as at financial year end.

Unallocated stores balance is reducing over the years due to decentralization of procurement of common user items to line ministries in 2008.

STATEMENT 21

TABULAR SUMMARY OF UNALLOCATED STORES FOR THE YEAR ENDED 31ST MARCH 2019

(Figures in Pula)

Opening stock as at 1 April 2018

2,053,898.05

Add:

Purchases

-

Less:

Write off

(2,053,898.05)

Closing Stock as at 31 March 2019

0.00

STATEMENT 22

LOSS OF PUBLIC MONIES, STORES AND ACCIDENT DAMAGE TO GOVERNMENT MOTOR VEHICLES

Financial Instructions and Procedures and Supplies Regulations and Procedures require that all losses of public monies and supplies, the properties of Botswana Government, shall be reported to the Ministry of Finance and Economic Development. The reports are systematically evaluated and a determination made for each case disposal by recovery from the officer concerned, write-off to public funds or a combination of both, according to the circumstances of the loss. This statement is a year-end summary of the statements of all outstanding loss cases that have been reported to date which had not yet been finalized and disposed of.

For the same considerations of accountability and transparency, losses to the public revenue occasioned by accident damage to Government Motor Vehicles are also reported and included in this statement.

STATEMENT OF LOSS OF PUBLIC MONIES AS AT 31ST MARCH 2019

TABLE A

									(Amounts in Pula)
ITEM NO.	REFERENCE NUMBER	MINISTRY/ DEPARTMENT	DATE	PARTICULARS	LOSS AMOUNT	AMOUNT RECOVERED	AMOUNT WRITTEN OFF	OUTSTANDING BALANCE	FILE STATUS
REPORTED UNDER PREVIOUS YEAR									
MINISTRY OF PRESIDENTIAL AFFAIRS, GOVERNANCE AND PUBLIC ADMINISTRATION									
	FDP44/2/93-94	BDF	1991-1992	Systematic fraud					Case transferred to MDJS- BDF
	FDP 44/1/2/11-12	BDF	April 2009-May 2011	Systematic fraud					Case transferred to MDJS- BDF
1	FDP 44/1/2/12-13	Broadcasting Services	2000-2001	Systematic fraud	50,661.69	29,457.10	5,066.30	16,138.29	Trial date set for 10th and 11th December 2019.
				Ministry Total	50,661.69	29,457.10	5,066.30	16,138.29	
MINISTRY OF FINANCE AND ECONOMIC DEVELOPMENT									
2	FDP44/1/3/02-03	Accountant General	April 02	Isolated Incident	376,617.50	10,993.04	365,624.46	-	Case closed
3	FDP 44/1/3/15-16	Accountant General	14/05/2013	Burglary	505,278.45	-	-	505,278.45	Matter still under investigation
4	FDP/1/3/17-18	Accountant General	4/12/2016	Sytematic fraud	8,123,676.35	-	-	8,123,676.35	Investigations still on going. Note 1
5	FDP/2/3/17-18	Accountant General	3/1/2018	Isolated incident	387,561.65	11,039.90	-	376,521.75	Investigations still on going
				Ministry Total	9,393,133.95	22,032.94	365,624.46	9,005,476.55	
MINISTRY OF NATIONALITY, IMMIGRATION AND GENDER AFFAIRS									
6	FDP44/2/4/12-13	Immigration	24/11/2004	Isolated Incident	36,100.00	-	-	36,100.00	Still under investigations with DPP Note 2
				Ministry Total	36,100.00	-	-	36,100.00	
MINISTRY OF BASIC EDUCATION									
7	FDP44/2/6/06-07	Secondary Dept.	01/04/05	Systematic fraud	48,864.85	5,285.80	-	43,579.05	Awaiting Attorney General to facilitate recovery.
8	FDP 44/1/6/13-14	Secondary Dept	2002-2006	Systematic fraud	301,911.85	12,641.74	-	289,270.11	Write off application referred back 17 November 2017
				Ministry Total	350,776.70	17,927.54	-	332,849.16	
MINISTRY OF INVESTMENT, TRADE AND INDUSTRY									
9	FDP 44/1/7/09-10	Ministry Management	15/10/09	Isolated Incident	4,422.50	-	-	4,422.50	Writ of execution has been processed by the Deputy Sheriff for attachment
				Ministry Total	4,422.50	-	-	4,422.50	
MINISTRY OF LOCAL GOVERNMENT AND RURAL DEVELOPMENT									
10	44/1/8/06-07	Social Services	05/10/06	Systematic fraud	162,355.00	-	-	162,355.00	The case is to be re-allocated to the new Prosecutor as the Officer who was handling it has transferred.
11	FDP 44/1/8/12-13	Social Services	3/12/2008	Isolated incident	94,051.00	60,231.00	1,256.00	32,564.00	Case still with the Courts
12	FDP 44/1/8/17-18	Local Government Finance & Procurement Services	16/04/2015	Sydematic Fraud	4,818.60	-	-	4,818.60	Investigations still on going
13	FDP 44/2/8/17-18	Tribal Administration	4/9/1996	Systematic Fraud	295.00	-	295.00	-	Case closed
				Ministry Total	261,519.60	60,231.00	1,551.00	199,737.60	

STATEMENT 22

STATEMENT OF LOSS OF PUBLIC MONIES AS AT 31ST MARCH 2019

TABLE A

(Amounts in Pula)									
ITEM NO.	REFERENCE NUMBER	MINISTRY/ DEPARTMENT	DATE	PARTICULARS	LOSS AMOUNT	AMOUNT RECOVERED	AMOUNT WRITTEN OFF	OUTSTANDING BALANCE	FILE STATUS
REPORTED UNDER PREVIOUS YEAR									
ADMINISTRATION OF JUSTICE									
14	FDP 44/1/15/13-14	Admin of Justice	26/3/2013	Burglary	14,440.00	-	-	14,440.00	Awaiting report of investigations from Police
15	FDP 44/2/15/13-14	Admin of Justice	17/6/2013	Systematic fraud	52,715.00	-	-	52,715.00	Referred to Attorney General. The Debtor has passed on, on 17/03/2018
16	FDP 44/4/8/15-16	Administration of Justice	28/10/2003- 19/12/2006	Systematic fraud	180,990.00	-	-	180,990.00	Debt is still being pursued.
17	FDP 44/1/15/17-18	Mahalapye Magistrate Court	30/06/2016-30/03/2017	Isolated incident	43,261.00	-	-	43,261.00	Officer had been Dismissed. To recover from Pension.
18	FDP 44/2/15/17-18	Francistown Magistrate Court	11/2014-03/2015	Systematic Fraud	15,000.00	-	-	15,000.00	Dismissed. To recover from Pension.
19	FDP 44/3/15/17-18	Francistown Magistrate Court	01/2013-10/2014	Systematic Fraud	901,400.00	-	-	901,400.00	Dismissed. To recover from Pension.
Ministry Total					1,207,806.00	-	-	1,207,806.00	
MINISTRY OF TRANSPORT AND COMMUNICATIONS									
20	FDP 44/1/9/10-11	Road Transport & Safety	05/2008-06/2008	Systematic fraud	30,086.00	5,000.00	-	25,086.00	Docket returned to DPP for arraignment.
Ministry Total					30,086.00	5,000.00	-	25,086.00	
MINISTRY OF DEFENCE, JUSTICE AND SECURITY									
21	FDP44/2/2/93-94	BDF	1991-1992	Systematic fraud	113,033.44	100,376.99	9,767.87	2,888.58	Recovery from pension continues
22	FDP 44/1/2/11-12	BDF	April 2009-May 2011	Systematic fraud	58,711.00	-	-	58,711.00	Trial set for 30th April and 3 May 2018
23	FDP 44/2/15/15-16	Police	4/10/2013	Theft	88,566.80	37,711.00	-	50,855.80	Monthly deductions of P877.00 on-going
24	FDP 44/4/15/16-17	Police	05/07/2016-13/07/2016	Isolated Incident	5,960.40	-	-	5,960.40	To appear before Court on 2nd September 2019. Note 3
25	FDP44/6/15/17-18	Police	3/8/2017	Theft	61,780.00	61,780.00	-	-	Case closed
Ministry Total					328,051.64	199,867.99	9,767.87	118,415.78	
MINISTRY OF LAND MANAGEMENT, WATER AND SANITATION SERVICES									
26	FDP44/1/18/10-11	Lands	1995-2001	Systematic fraud	81,893.25	56,860.00	-	25,033.25	Attorney General still pursuing the debt
27	FDP 44/1/18/12-13	Lands	31/05/2010	Systematic fraud	49,722.00	4,770.20	-	44,951.80	Attorney General is pursuing the case since Industrial Court ordered the Ministry to pay the ex employee pre dismissal salary directly in cash or in her bank account
28	FDP 44/2/18/13-14	Lands	2006-2004	Systematic fraud	778,831.85	133,496.50	-	645,335.35	To reconcile Audit report discrepancies which were discovered, thereafter the culprits to be arraigned before court

STATEMENT OF LOSS OF PUBLIC MONIES AS AT 31ST MARCH 2019

TABLE A

(Amounts in Pula)									
ITEM NO.	REFERENCE NUMBER	MINISTRY/ DEPARTMENT	DATE	PARTICULARS	LOSS AMOUNT	AMOUNT RECOVERED	AMOUNT WRITTEN OFF	OUTSTANDING BALANCE	FILE STATUS
REPORTED UNDER PREVIOUS YEAR									
MINISTRY OF LAND MANAGEMENT, WATER AND SANITATION SERVICES									
29	FDP 44/3/18/13-14	Lands	2005-2011	Systematic fraud	283,423.05	19,855.30	-	263,567.75	To reconcile Audit report discrepancies which were discovered, thereafter the culprits to be arraigned before court The debtor promised to pay the balance with his pension when he reach 45 years in July 2019.
30	FDP44/1/10/07-08	Water Affairs	16/08/06	Systematic fraud	109,089.10	78,322.59	-	30,766.51	
Ministry Total					1,302,959.25	293,304.59	-	1,009,654.66	
MINISTRY OF ENVIRONMENT, NATURAL RESOURCES, CONSERVATION AND TOURISM									
31	FDP 44/1/20/15-16	Wildlife and National Parks	1/8/2013	Isolated Incident	41,735.00	-	-	41,735.00	Attorney General applied for Default Judgement in March 2018. Deputy Sheriff to serve summons.
Ministry Total					41,735.00	-	-	41,735.00	
MINISTRY OF INTERNATIONAL AFFAIRS AND COOPERATION									
32	FDP 44/1/1/16-17	MIAC	1/5/2015	Systematic Fraud	647,413.00	71,490.67	-	575,922.33	Recovered from Pension and the balance to be referred to AG's Chambers for civil suite.
Ministry Total					647,413.00	71,490.67	-	575,922.33	
MINISTRY OF AGRICULTURAL DEVELOPMENT AND FOOD SECURITY									
33	FDP 44/1/5/16-17	Veterinary Services	26/02/2014	burglary	14,851.50	-	-	14,851.50	The culprit is sentenced 5 years in Prison
Ministry Total					14,851.50	-	-	14,851.50	
MINISTRY OF EMPLOYMENT, LABOUR AND SKILLS DEVELOPMENT									
34	FDP44/2/4/10-11	Dept of Labour	1/4/2008-05/06/09	Systematic fraud	56,616.40	44,132.98	-	12,483.42	Writ of execution signed at court and passed to Deputy Sheriff for execution. Attorney General to renew Writ of summons as the initial summons have expired.
35	FDP 44/4/4/10-11	MTTC	2008-2009	Isolated Incident	76,983.95	8,695.40	-	68,288.55	
Ministry Total					133,600.35	52,828.38	-	80,771.97	
SUB TOTAL					13,803,117.18	752,140.21	382,009.63	12,668,967.34	

STATEMENT OF LOSS OF PUBLIC MONIES AS AT 31ST MARCH 2019

TABLE A

(Amounts in Pula)									
ITEM NO.	REFERENCE NUMBER	MINISTRY/ DEPARTMENT	DATE	PARTICULARS	LOSS AMOUNT	AMOUNT RECOVERED	AMOUNT WRITTEN OFF	OUTSTANDING BALANCE	FILE STATUS
REPORTED DURING THE YEAR UNDER REVIEW									
MINISTRY OF FINANCE AND ECONOMIC DEVELOPMENT									
36	FDP 44/1/3/18-19	Accountant General	2004	Theft	244,494.25	58,751.55	-	185,742.70	Still under investigations
				Ministry Total	244,494.25	58,751.55	-	185,742.70	
MINISTRY OF NATIONALITY, IMMIGRATION AND GENDER AFFAIRS									
37	FDP 44/1/4/18-19	Civil and National Registration	17/11/2014	Theft	9,926.00	-	-	9,926.00	Still under investigations
38	FDP 44/2/4/18-19	Civil and National Registration	17/11/2014	Theft	5,185.00	-	-	5,185.00	Still under investigations
39	FDP 44/3/4/18-19	Civil and National Registration	17/11/2014	Theft	11,260.00	-	-	11,260.00	Still under investigations
40	FDP 44/4/4/18-19	Immigration and Citizenship	2014	Systematic fraud	632,214.00	-	-	632,214.00	Dismissed from the Public Service
				Ministry Total	658,585.00	-	-	658,585.00	
MINISTRY OF AGRICULTURAL DEVELOPMENT AND FOOD SECURITY									
41	FDP 44/1/5/18-19	Veterinary Services	25/01/2016	Office break in	26,045.00	-	-	26,045.00	Still under investigation
42	FDP 44/2/5/18-19	Veterinary Services	18/01/2016	Office break in	112,108.75	-	-	112,108.75	Still under investigation
43	FDP 44/3/5/18-19	Veterinary Services	9/10/2013	Office break in	418.45	6.50	-	411.95	Still under investigation
				Ministry Total	138,572.20	6.50	-	138,565.70	
MINISTRY OF LOCAL GOVERNMENT AND RURAL DEVELOPMENT									
44	FDP 44/1/8/18-19	Tribal Administration	3/11/2017	Office break in	3,800.00	-	-	3,800.00	Still under investigation
				Ministry Total	3,800.00	-	-	3,800.00	
MINISTRY OF DEFENCE, JUSTICE AND SECURITY									
45	FDP 44/1/15/18-19	DIS	Aug - Nov 2014	Systematic fraud	35,650.00	-	-	35,650.00	Still under investigation
46	FDP 44/2/15/18-19	DIS	Aug - Nov 2014	Systematic fraud	9,737.00	-	-	9,737.00	Still under investigation
47	FDP 44/3/15/18-19	DIS	Aug - Nov 2014	Systematic fraud	39,727.00	39,727.00	-	-	Case closed
48	FDP 44/4/15/18-19	Police	20/11/2017-23/12/2017	Isolated incident	4,500.00	4,500.00	-	-	Case closed
49	FDP 44/5/15/18-19	Police	14/12/2017-31/01/2018	Isolated incident	2,680.00	2,680.00	-	-	Case closed
50	FDP 44/6/15/18-19	Police	Jun-16	Isolated incident	568.00	568.00	-	-	Case closed
51	FDP 44/7/15/18-19	Police	4/7/2017	Isolated incident	6,500.00	-	-	6,500.00	To recover from terminal benefits
52	FDP 44/8/15/18-19	Police	20/04/2015-27/4/2017	Isolated incident	8,244.75	8,244.75	-	-	Case closed
53	FDP 44/9/15/18-19	Police	13-20/05/2015	Isolated incident	10,311.00	9,721.85	-	589.15	Still under investigation
54	FDP 44/10/15/18-19	Police	Jul-17	Isolated incident	164,140.00	-	-	164,140.00	The Court ordered the accused person to compensate the Government
				Ministry Total	282,057.75	65,441.60	-	216,616.15	

STATEMENT OF LOSS OF PUBLIC MONIES AS AT 31ST MARCH 2019

TABLE A

(Amounts in Pula)									
ITEM NO.	REFERENCE NUMBER	MINISTRY/ DEPARTMENT	DATE	PARTICULARS	LOSS AMOUNT	AMOUNT RECOVERED	AMOUNT WRITTEN OFF	OUTSTANDING BALANCE	FILE STATUS
REPORTED DURING THE YEAR UNDER REVIEW									
MINISTRY OF YOUTH EMPOWERMENT, SPORT AND CULTURE DEVELOPMENT									
55	FDP 44/1/21/18-19	Sports and Recreation	Apr-09	Isolated incident	229,851.25	-	-	229,851.25	Still under investigation
				Ministry Total	229,851.25	-	-	229,851.25	
				SUB TOTAL	1,557,360.45	124,199.65	-	1,433,160.80	
				GRAND TOTAL	15,360,477.63	876,339.86	382,009.63	14,102,128.14	

NOTES

1. An additional amount of P1,127,469 over and above the P6, 996, 207.35 has been reported bringing the total loss to P8,123,676.35
2. The Court set aside the disciplinary hearing and the Ministry is pursuing the case with DPP
3. Preliminary investigations revealed amount of P588.00 might have been embezzelled. After conclusion of investigations misappropriated funds amounted to P5,940.40

STATEMENT OF LOSS OF STORES AS AT 31ST MARCH 2019

TABLE B

ITEM	REFERENCE NUMBER	YEAR	MINISTRY/DEPARTMENT	LOCATION	DATE	PARTICULARS	AMOUNT OF LOSS	AMOUNT RECOVERED	AMOUNT WRITTEN OFF	OUTSTANDING BALANCE	STATE OF FILE
REPORTED UNDER PREVIOUS YEARS											
STATE PRESIDENT											
1	OP 2/66/11/II	2013-2014	Office of the President	Gaborone	05/10/13	Cellphone	4,800.00	800.00	0.00	4,000.00	Case continues
2	OP 2/66/11/II	2013-2014	Office of the President	Gaborone	04/11/14	Mattresses and Stretchers	1,300.00	0.00	0.00	1,300.00	Case continues
3	OP 2/45/ I	2015-2016	Office of the President	Gaborone	11/09/15	Cellphone and Laptop	13,000.00	0.00	13,000.00	0.00	Case finalised
4	OP 2/45/ I	2015-2016	Office of the President	Gaborone	10/08/15	Cellphone Nokia	4,000.00	4,000.00	0.00	0.00	Case finalised
5	OP 2/45/ I	2015-2016	Office of the President	Gaborone	29/07/12	Lense Nilion 70-200mm	20,000.00	3,892.00	0.00	16,108.00	Case continues
6	OP 2/45/ I	2015-2016	Office of the President	Gaborone	31/07/14	Camera lens 300mm & battery	100,000.00	0.00	0.00	100,000.00	Case continues
7	OP 2/45/9 II (41)	2017-2018	Office of the President	Gaborone	25/10/17	Loss of laptop, Hard Drive, Voice Recorder and Tab 6 Samsung	20,800.00	0.00	0.00	20,800.00	Case continues
						TOTAL	163,900.00	8,692.00	13,000.00	142,208.00	
DIRECTORATE ON CORRUPTION AND ECONOMIC CRIME											
8	DCEC 5/4/1 I	2014-2015	DCEC	HQ	18/06/14	Loss of Car Keys	1,672.20	1,531.55	0.00	140.65	Case continues
9	DCEC 5/4/1 II (57)	2016-2017	DCEC	Gaborone	19/09/15	Loss of Cellphone XTE Blaze	2,800.00	0.00	0.00	2,800.00	Case continues
						TOTAL	4,472.20	1,531.55	0.00	2,940.65	
MINISTRY OF AGRICULTURE AND FOOD SECURITY											
10	ACS 1/10/8 1V	2015-2016	Veterinary	Francistown	xx/xx/xx	Burnt Gumpoles	139,365.00	0.00	0.00	139,365.00	Case continues
11	ACS 1/10/9 XX (8)	2016-2017	Crop Production	Tutume	11/5/2014	Loss of stores	2,170.95	0.00	0.00	2,170.95	Case continues
12	MOA/C/4/233 214 200 I	2017-2018	Corporate Services	Gaborone	11/17/2014	Loss of Laptop	5,000.00	0.00	0.00	5,000.00	Case continues
13	MOA/C/4/116 810 805 I	2017-2018	Crop Production	Gaborone	11/25/2017	Loss of bed camping, tent and mattress	1,818.00	0.00	0.00	1,818.00	Case continues
						TOTAL	148,353.95	0.00	0.00	148,353.95	
MINISTRY OF BASIC EDUCATION											
14	E5/1/33 I (5) MP	2015-2016	Kweneng	Molepolole	27/07/15	Loss of laptop	6,000.00	3,000.00	3,000.00	0.00	Case Finalised
						TOTAL	6,000.00	3,000.00	3,000.00	0.00	

STATEMENT OF LOSS OF STORES AS AT 31ST MARCH 2019

TABLE B

ITEM	REFERENCE NUMBER	YEAR	MINISTRY/DEPARTMENT	LOCATION	DATE	PARTICULARS	AMOUNT OF LOSS	AMOUNT RECOVERED	AMOUNT WRITTEN OFF	OUTSTANDING BALANCE	STATE OF FILE
REPORTED UNDER PREVIOUS YEARS											
MINISTRY OF LOCAL GOVERNMENT AND RURAL DEVELOPMENT											
15	LG 5/3/3	2013-2014	Tribal Administration	Kanye	11/04/11	Loss of Garage Remote and Keys	1,154.05	0.00	0.00	1,154.05	Case Continues
16	LG 5/3/3	2013-2014	District Administration	Gumare	28/03/11	Loss of Laptop	7,850.00	0.00	0.00	7,850.00	Case Continues
17	LG 5/3/3	2013-2014	PHCS	Gaborone	23/04/08	Loss of Laptop	11,444.00	0.00	0.00	11,444.00	Case Continues
18	LG 5/3/7	2015-2016	FRS-Mochudi	Mochudi	14/08/13	Loss of stores	799.00	0.00	0.00	799.00	Case Continues
19	LG 5/3/7	2015-2016	Tribal Admin-Francistown	Francistown	02/08/12	Loss of Laptop	3,900.00	0.00	0.00	3,900.00	Case Continues
20	LG 5/3/7	2015-2016	LGFPS	Gaborone	xx/xx/xx	Loss of Laptops	28,400.00	0.00	0.00	28,400.00	Case Continues
21	LG 5/3/7	2015-2016	FRS	Maun	xx/xx/xx	Loss of tent bow	1,793.00	0.00	0.00	1,793.00	Case Continues
						TOTAL	55,340.05	0.00	0.00	55,340.05	
MINISTRY OF LAND MANAGEMENT, WATER AND SANITATION SERVICES											
22	LH 5/4/2 I (33)	2014-2015	Corporate Services	Gaborone	16/06/14	Loss of laptop	8,798.90	4,032.82	0.00	4,766.08	Case continues
23	DWA 5/1/11 II(37)	2017-2018	DWA	Kasane	11/27/2012	Loss of Tent bow safari, Mattress camping	3,032.00	0.00	0.00	3,032.00	Case Continues
24	DWA 5/1/11 II(38)	2017-2018	DWA	Kasane	11/27/2012	Loss of Battery 12 Volts	850.00	0.00	0.00	850.00	Case Continues
25	DWA 5/1/19 XI (26)	2017-2018	DWA	Gaborone	12/31/2015	Loss of Tent bow, Cooker, Cylinder Cadac	5,365.00	0.00	0.00	5,365.00	Case Continues
26	DWA 5/1/17 V (5)	2017-2018	MLWS	Maun	xx/11/2013	Loss of Tent bow, and Hammer	1,300.00	0.00	0.00	1,300.00	Case Continues
27	DWA 5/1/20 V (49)	2017-2018	DWA	Francistown	10/8/2017	Loss of water level recorders	6,000.00	0.00	0.00	6,000.00	Case Continues
						TOTAL	25,345.90	4,032.82	0.00	21,313.08	
MINISTRY OF ENVIRONMENT, NATURAL RESOURCES CONSERVATION AND TOURISM											
28	EWT 5/28/6 I (29)	2016-2017	DWMPC	Gaborone	09/09/15	Loss of two laptops G259238 and G194039	8,000.00	8,000.00	0.00	0.00	Case finalised
29	EWT 5/28/2 IV	2016-2017	DFRR	Ramotswa	18/02/16	Loss of Laptop and Projector	9,246.84	0.00	0.00	9,246.84	Case continues
30	EWT 5/28/2 IV	2016-2017	DFRR	Gaborone	xx/xx/xx	Shortages revealed during hand/takeover	16,515.15	10,665.90	5,849.25	0.00	Case finalised
31	EWT 5/28/1 I	2016-2017	DEA	Gaborone	08/03/16	Loss of laptop G227822	5,000.00	0.00	1,000.00	4,000.00	Case finalised
32	EWT 5/28/1 I	2016-2017	DEA	Gaborone	30/03/16	Loss of Stores	9,399.00	9,399.00	0.00	0.00	Case finalised
33	EWT 5/28/7 V	2016-2017	DWNP	Gaborone	14/06/16	Loss of laptop	7,000.00	0.00	7,000.00	0.00	Case finalised
34	EWT 5/28/5 I	2016-2017	DOT	Gaborone	15/06/16	Loss of cellphone	2,195.00	2,195.00	0.00	0.00	Case finalised
35	EWT 5/28/7 IV (103)	2016-2017	DWNP	Maun	xx/xx/xx	Loss of Stores	2,618.00	2,618.00	0.00	0.00	Case finalised
						TOTAL	59,973.99	32,877.90	13,849.25	13,246.84	

STATEMENT OF LOSS OF STORES AS AT 31ST MARCH 2019

TABLE B

ITEM	REFERENCE NUMBER	YEAR	MINISTRY/DEPARTMENT	LOCATION	DATE	PARTICULARS	AMOUNT OF LOSS	AMOUNT RECOVERED	AMOUNT WRITTEN OFF	OUTSTANDING BALANCE	STATE OF FILE
REPORTED UNDER PREVIOUS YEARS											
MINISTRY OF HEALTH AND WELLNESS											
36	DS/SV 95 III	2012-2013	Health Centre	Palapye	31/05/08	Loss of stores	5,500.00	0.00	0.00	5,500.00	Case Continues
37	MH 2/36	2014-2015	Nyangabgwe Hosp	Francistown	25/03/15	Laptop	3,000.00	3,000.00	0.00	0.00	Case finalised
38	MH 2/36	2014-2015	Letsholathebe	Maun	16/07/15	Laptop	5,000.00	0.00	0.00	5,000.00	Case Continues
39	MH 2/36	2014-2015	HPDME	Headquarters	27/06/13	Computers	78,325.00	0.00	0.00	78,325.00	Case Continues
TOTAL							91,825.00	3,000.00	0.00	88,825.00	

MINISTRY OF MINERALS RESOURCES, GREEN TECHNOLOGY AND ENERGY SECURITY

40	DWA 5/1/19	2013-2014	Water Affairs	Gantsi	07/01/13	Loss of stores	4,000.00	0.00	0.00	4,000.00	Case Continues
41	DWA 5/1/19	2013-2014	Water Affairs	Gaborone	07/02/14	Loss of stores	2,479.00	0.00	0.00	2,479.00	Case Continues
42	DWA 5/1/19	2013-2014	Water Affairs	Serowe	xx/xx/12	Loss of stores	870.00	100.00	0.00	770.00	Case Continues
43	DS/SV/49 VIII	2014-2015	Geological Survey	Lobatse	25/08/11	Loss of laptop	13,890.00	0.00	6,945.00	6,945.00	Case continues
44	DWA 5/1/19	2015-2016	DCS	Gaborone	4/3/2016	Loss of stores	5,000.00	0.00	0.00	5,000.00	Case Continues
45	DWA 5/1/19	2015-2016	Water Affairs	Gaborone	17/02/16	Loss of stores	1,500.00	0.00	0.00	1,500.00	Case Continues
46	GS/3/1/6 XI (9)	2015-2016	Geological Surveys	Lobatse	20/10/10	Loss of Laptop	13,980.00	0.00	6,990.00	6,990.00	Case Continues
47	CMMEWR 5/3/2 I	2016-2017	DWA	Gaborone	8/11/2014	Loss of tools	1,460.00	0.00	0.00	1,460.00	Case continues
48	CMMEWR 5/3/2 I	2016-2017	DWA	Mahalapye	15/12/14	Handing over	4,938.00	0.00	0.00	4,938.00	Case continues
49	CMMEWR 5/3/2 I	2016-2017	DWA	Mahalapye	23/10/14	Loss of tent bow	3,437.00	0.00	0.00	3,437.00	Case continues
50	CMMEWR 5/3/1 II	2016-2017	DCS	Gaborone	31/08/15	Loss of Laptop	19,000.00	0.00	0.00	19,000.00	Case continues
51	CMMEWR 5/3/2 I	2016-2017	DWA	Maun	7/10/2014	Loss of camping equipment	3,460.00	0.00	0.00	3,460.00	Case continues
52	CMMEWR 5/3/2 I	2016-2017	DWA	Maun	4/12/2014	Loss of Bow Tent	2,380.00	0.00	0.00	2,380.00	Case continues
53	CMMEWR 5/3/2 I	2016-2017	DWA	Francistown	10/6/2015	Loss of camping equipment	4,673.20	0.00	0.00	4,673.20	Case continues
54	CMMEWR 5/3/2 I	2016-2017	DWA	Francistown	20/01/15	Loss of mattress and tools bucket	500.00	0.00	0.00	500.00	Case continues
55	CMMEWR 5/3/1 II	2016-2017	DCS	Gaborone	4/3/2016	Loss of Cellphone	5,000.00	0.00	0.00	5,000.00	Case continues
56	CMMEWR 5/3/2 I	2016-2017	DWA	Maun	21/01/15	Loss of camping bed	1,500.00	0.00	0.00	1,500.00	Case continues
57	CMMEWR 5/3/5 I	2016-2017	Mines	Gaborone	8/2/2016	Loss of Garmin GPS	800.00	0.00	0.00	800.00	Case continues

STATEMENT OF LOSS OF STORES AS AT 31ST MARCH 2019

TABLE B

ITEM	REFERENCE NUMBER	YEAR	MINISTRY/DEPARTMENT	LOCATION	DATE	PARTICULARS	AMOUNT OF LOSS	AMOUNT RECOVERED	AMOUNT WRITTEN OFF	OUTSTANDING BALANCE	STATE OF FILE
REPORTED UNDER PREVIOUS YEARS											
MINISTRY OF MINERALS RESOURCES, GREEN TECHNOLOGY AND ENERGY SECURITY											
58	CMMWR 5/3/2 I	2016-2017	DWA	Francistown	xx/03/15	Loss of Binnocular	80.00	0.00	0.00		80.00 Case continues
59	CMMWR 5/3/2 I	2016-2017	DWA	Gaborone	19/06/16	Loss of Cellphone- Samsung	2,589.00	0.00	0.00		2,589.00 Case continues
60	CMMWR 5/3/2 I	2016-2017	DWA	Gaborone	24/12/12	Loss of Camping Equipment	3,470.00	0.00	0.00		3,470.00 Case continues
61	CMMWR 5/3/2 I	2016-2017	DWA	Gaborone	7/1/2013	Loss of camping equipment	2,479.00	0.00	0.00		2,479.00 Case continues
62	CMMWR 5/3/2 I	2016-2017	DWA	Gantsi	14/01/12	Stolen CPU	4,000.00	0.00	0.00		4,000.00 Case continues
63	CMMWR 5/3/2 I	2016-2017	DWA	Serowe	4/1/2012	Loss of camping equipment	870.00	0.00	0.00		870.00 Case continues
64	CMMWR 5/3/2/1	2016-2017	Geological Survey	Lobatse	12/11/2011	Loss of Laptop	13,890.00	0.00	6,945.00		6,945.00 Case continues
65	CMMWR 5/3/2/1	2016-2017	DCS	Gaborone	23/09/16	Loss of Laptop-HP	14,000.00	0.00	0.00		14,000.00 Case continues
TOTAL							130,245.20	100.00	20,880.00	109,265.20	
MINISTRY OF INFRASTRUCTURE AND HOUSING DEVELOPMENT											
66	MIST 3/60/3/ I	2015-2016	DBES	Gaborone	02/10/14	Loss of Step ladder extension	350.00	350.00	0.00		0.00 Case Finalised
67	MIST 3/60/3/ I	2015-2016	DBES	Gaborone	21/05/14	Loss of Stores	875.00	875.00	0.00		0.00 Case Finalised
68	MIST 3/60/3/ I	2015-2016	DBES	Serowe	31/03/14	Loss of Stores	626.65	626.65	0.00		0.00 Case Finalised
69	MIST 3/60/3/ I	2015-2016	DBES	Tutume	30/05/12	Loss of Stores	4,058.66	4,058.66	0.00		0.00 Case Finalised
70	MIST 3/60/3/ I	2015-2016	DBES	Tutume	13/10/09	Loss of chairs camping	915.26	915.26	0.00		0.00 Case Finalised
71	MIST 3/60/3/ I	2015-2016	DBES	Tutume	11/01/11	Loss of stores	1,034.16	1,034.16	0.00		0.00 Case Finalised
72	MIST 3/60/3/ I	2015-2016	DBES	Tutume	20/05/13	Loss of stores	3,174.02	3,174.02	0.00		0.00 Case Finalised
73	MIST 5/40/2 XVII (80)	2016-2017	DBES	Lethakeng	xx/xx/xx	Loss of various tools	933.37	933.37	0.00		0.00 Case Finalised
74	MIST 5/40/2 XVII (80)	2016-2017	DBES	Lethakeng	xx/xx/xx	Loss of stores	58.22	58.22	0.00		0.00 Case Finalised
TOTAL							12,025.34	12,025.34	0.00	0.00	
MINISTRY OF TRANSPORT AND COMMUNICATIONS											
75	DS/SV 551 VII	2010-2011	CTO	Kasane	27/02/10	Loss of supplies	10,010.00	6,506.00	3,504.00		0.00 Case Finalised
76	DS/SV 482 V	2011-2012	Roads	Kang	06/10/10	Loss of tent cottage	3,500.00	3,500.00	0.00		0.00 Case Finalised

STATEMENT OF LOSS OF STORES AS AT 31ST MARCH 2019

TABLE B

ITEM	REFERENCE NUMBER	YEAR	MINISTRY/DEPARTMENT	LOCATION	DATE	PARTICULARS	AMOUNT OF LOSS	AMOUNT RECOVERED	AMOUNT WRITTEN OFF	OUTSTANDING BALANCE	STATE OF FILE
REPORTED UNDER PREVIOUS YEARS											
MINISTRY OF TRANSPORT AND COMMUNICATIONS											
77	DS/SV 482 V	2012-2013	Roads	Ghanzi	08/06/12	Loss of tent bow	3,500.00	3,500.00	0.00	0.00	Case Finalised
78	RD6/31 IV(28)	2013-2014	Roads Maintenance	Kanye	03/03/14	Loss of stores	79,369.51	5,172.00	58,733.45	15,464.06	Case Continues
79	RD 6/ 29 V (8)	2013-2014	Roads Maintenance	Tsabong	04/02/14	Loss of stores	21,336.26	2,936.61	16,877.29	1,522.36	Case continues
80	RD 6/32 V (56)	2014-2015	Roads Maintenance Depot	Kasane	xx/02/15	Loss of stores	450.90	0.00	0.00	450.90	Case continues
81	CTO 4/3/4 IV (6)	2014-2015	CTO	Francistown	xx/xx/xx	Loss of battery charger	5,701.49	0.00	4,561.19	1,140.30	Case continues
82	CTO 4/3/7 (5)	2015-2016	CTO	Francistown	21/05/15	Loss of supplies	4,439.28	760.40	3,551.43	127.45	Case continues
83	CTO 4/3/2 111 (33)	2015-2016	CTO	Sebele	26/05/15	Loss of vehicle spares	1,721.20	0.00	860.60	860.60	Case continues
84	CTO 4/3/3 (Temp) 4	2015-2016	CTO	Francistown	19/06/15	Loss of burnt tent	3,844.00	964.00	1,922.00	958.00	Case continues
85	CTO 4/3/1 V111 (15)	2015-2016	CTO	Region	18/01/16	Loss of toolbox	1,920.55	370.80	384.11	1,165.64	Case continues
86	RD6 6/32 V (62)	2015-2016	Roads	Nata	18/11/15	Loss of Front End Loader	3,200.00	0.00	0.00	3,200.00	Case Continues
87	RD6 6/21 VIII (37)	2015-2016	Roads	Headquarters	29/03/16	Loss of Laptop	9,245.00	0.00	0.00	9,245.00	Case Continues
88	DRTS 5/8/2 1 (1)	2015-2016	DRTS	Gaborone	29/05/15	Damaged cellphone	3,295.00	0.00	0.00	3,295.00	Case Continues
89	DRTS 5/8/2 1 (1)	2015-2016	DRTS	Gaborone	01/06/15	Loss of cellphone	3,295.00	0.00	0.00	3,295.00	Case Continues
90	TPS5/1/7 I (43)	2016-2017	TPS	Gaborone		Loss of Laptop through theft	16,775.00	0.00	0.00	16,775.00	Case continues
91		2016-2017		Gaborone		Loss of Laptop	1,500.00	0.00	0.00	1,500.00	Case continues
92		2016-2017		Gaborone		Damaged Laptop	3,000.00	0.00	0.00	3,000.00	Case continues
93	RD 6/26 VI (32)	2016-2017	Roads	Maun	3/8/2015	Loss of various tools	4,809.96	0.00	0.00	4,809.96	Case continues
94	RD6/26 VII (38) 2017-2018	2017-2018	Roads	Maun	8/10/2017	Loss of mattress foam single and one bed camping	1,311.00	0.00	0.00	1,311.00	Case continues
95	RD6/26 VII (39) 2017-2018	2017-2018	Roads	Maun	7/27/2017	Loss of Tent Bow Canvas	3,500.00	0.00	0.00	3,500.00	Case continues
TOTAL							185,724.15	23,709.81	90,394.07	71,620.27	
MINISTRY OF YOUTH EMPOWERMENT, SPORTS AND CULTURE DEVELOPMENT											
96	DOY/FT Rycoon 1/37/111	2014-2015	National Library Service	Francistown		Loss of Camera and Book	1,201.20	0.00	0.00	1,201.20	Case continues
TOTAL							1,201.20	0.00	0.00	1,201.20	

STATEMENT OF LOSS OF STORES AS AT 31ST MARCH 2019

TABLE B

ITEM	REFERENCE NUMBER	YEAR	MINISTRY/DEPARTMENT	LOCATION	DATE	PARTICULARS	AMOUNT OF LOSS	AMOUNT RECOVERED	AMOUNT WRITTEN OFF	OUTSTANDING BALANCE	STATE OF FILE
REPORTED UNDER PREVIOUS YEARS											
NACA											
97	NACA/2/28/11	2015-2016	NACA HQ	Gaborone	3/3/2015	Loss of Tablet	4,999.00	0.00	0.00	4,999.00	Case Continues
98	NACA/2/28/11	2015-2016	NACA HQ	Gaborone	3/3/2015	Loss of Tablet	4,999.00	0.00	0.00	4,999.00	Case Continues
99	NACA/2/28/11	2015-2016	NACA HQ	Gaborone	3/3/2015	Loss of Hard drive & Tablet	7,037.40	0.00	0.00	7,037.40	Case Continues
100	NACA/2/28/11	2015-2016	NACA HQ	Gaborone	3/3/2015	Loss of Hard drive & Tablet	7,037.40	0.00	0.00	7,037.40	Case Continues
101	NACA 704010712	2016-2017	NACA HQ	Gaborone	xx/xx/xx	Loss of Hard Drive	2,464.00	0.00	0.00	2,464.00	Case continues
102	NACA 608828215	2016-2017	NACA HQ	Gaborone	xx/xx/xx	Loss of stores	5,220.00	0.00	0.00	5,220.00	Case continues
TOTAL							31,756.80	0.00	0.00	31,756.80	
ATTORNEY GENERAL'S CHAMBER											
103	DPP HQ	2015-2016	AGC	HQ	14/03/14	Cellphone Blackberry	4,999.00	0.00	0.00	4,999.00	Case continues
104	DPP HQ	2015-2016	AGC	HQ	08/04/13	Laptop	6,175.00	0.00	0.00	6,175.00	Case continues
105	DPP HQ	2015-2016	AGC	HQ	xx/04/15	Laptop	12,500.00	0.00	0.00	12,500.00	Case continues
106	DPP HQ	2016-2017	AGC	DPP HQ	26/05/16	Loss of stores	6,175.00	0.00	0.00	6,175.00	Case continues
107	DPP HQ	2016-2017	AGC	Francistown	5/9/2015	Loss of stores	4,999.00	0.00	0.00	4,999.00	Case continues
108	DPP HQ	2016-2017	AGC	ACG HQ	xx/04/15	Loss of stores	12,500.00	0.00	0.00	12,500.00	Case continues
TOTAL							47,348.00	0.00	0.00	47,348.00	
INDEPENDENT ELECTORAL COMMISSION											
109	C/IEC/PF983110504 I	2016-2017	IEC	Molepolole	xx/10/08	Loss of stores	492.80	492.80	0.00	0.00	Case finalised
110	C/IEC/PF 405716702 I (32)	2016-2017	IEC	Ghanzi	5/11/2009	Loss of stores	2,263.84	2,263.84	0.00	0.00	Case finalised
111	C/IEC/PF 228718706 I	2016-2017	IEC	Mahalapye	xx/10/09	Loss of stores	5,403.40	2,701.70	2,701.70	0.00	Case finalised
112	C/IEC/PF I 53442909 I (22)	2016-2017	IEC	Jwaneng	xx/10/09	Theft	3,702.40	3,702.40	0.00	0.00	Case finalised
113	C/IEC/PF I 53442909 I (23)	2016-2017	IEC	Mahalapye West	xx/10/09	Loss of stores	1,126.40	1,126.40	0.00	0.00	Case finalised

STATEMENT OF LOSS OF STORES AS AT 31ST MARCH 2019

TABLE B

ITEM	REFERENCE NUMBER	YEAR	MINISTRY/DEPARTMENT	LOCATION	DATE	PARTICULARS	AMOUNT OF LOSS	AMOUNT RECOVERED	AMOUNT WRITTEN OFF	OUTSTANDING BALANCE	STATE OF FILE
REPORTED UNDER PREVIOUS YEARS											
INDEPENDENT ELECTORAL COMMISSION											
114	C/IEC/PF 153442909 I (24)	2016-2017	IEC	Malapaye West	2/6/2016	Loss of stores	5,403.40	2,701.70	2,701.70	0.00	Case finalised
115	C/IEC/PF 1164147700 I (17)	2016-2017	IEC	Bobonong	20/10/09	Loss of stores	1,679.15	1,679.15	0.00	0.00	Case finalised
116	C/IEC/PF 1715424700 I (47)	2016-2017	IEC	Mochudi	14/10/16	Loss of stores	1,272.00	1,272.00	0.00	0.00	Case finalised
117	C/IEC/PF 1608824203 I (79)	2016-2017	IEC	Lobatse	16/10/09	Loss of stores	1,175.95	1,175.95	0.00	0.00	Case finalised
118	C/IEC/PF 75912606	2016-2017	IEC	Mochudi	xx/11/09	Loss of stores	492.80	492.80	0.00	0.00	Case finalised
119	C/IEC 4/29/6 IV (3)	2016-2017	IEC	Masunga	17/10/09	Loss of stores	720.00	720.00	0.00	0.00	Case finalised
120	C/IEC 4/29/6 IV (4)	2016-2017	IEC	Gumare	18/10/11	Loss of stores	2,485.55	2,485.55	0.00	0.00	Case finalised
121	C/IEC 4/29/6 IV (5)	2016-2017	IEC	Serowe	16/01/09	Loss of stores	857.90	857.90	0.00	0.00	Case finalised
122	C/IEC/PFI 721515709 I (24)	2016-2017	IEC	Tonota	xx/xx/xx	Loss of stores	3,751.35	3,751.35	0.00	0.00	Case finalised
123	C/IEC/PF 754328208 I (106)	2016-2017	IEC	Jwaneng	16/07/16	Loss of stores	600.00	600.00	0.00	0.00	Case finalised
124	C/IEC/PF 246 822 003 I (77)	2017-2018	IEC	Malapaye East	xx/xx/14	Loss of Cadac Cylinder 3kg and 3 Soliaetek Lamp	1,101.00	1,101.00	-	0.00	Case finalised
125	C/IEC/PF 016 414 700 I (52)	2017-2018	IEC	Serowe	xx/xx/14	3 Cadac Lamp, Drum 100L and Solartek lamp and Charger	860.43	0.00	860.43	0.00	Case finalised
126	C/IEC 279 726 205 II (5)	2017-2018	IEC	Mochudi	xx/xx/14	Loss of Cadac Cylinder 4.5kg, Cadac Lamp, 3 Drums, Solartek lamp and Solartek Charger	3,393.00	0.00	3,393.00	0.00	Case finalised
TOTAL							36,781.37	27,124.54	9,656.83	0.00	
SUB TOTAL							1,000,293.15	116,093.96	150,780.15	733,419.04	

REPORTED DURING THE YEAR UNDER REVIEW**STATE PRESIDENT**

1	OP 2/45/ I	2018-2019	OOP - IT	12/10/2018	Loss of Mobile phone	4,500.00	0.00	4,500.00	0.00	Case finalised
2	OP 2/45/ I	2018-2019	OP - MTC	06/11/2018	Loss of Mobile phone	4,500.00	0.00	4,500.00	0.00	Case finalised
3	OP 2/45/ I	2018-2019	South East DC	16/08/2018	Loss of stores	4,000.00	0.00	4,000.00	0.00	Case finalised
4	OP 2/45/ I	2018-2019	Francistown ODC	23/10/2018	Loss of Mobile phone	180.00	180.00	0.00	0.00	Case finalised
5	OP 2/45/ I	2018-2019	ODC	15/10/2018	Loss of gas stove	2,500.00	0.00	0.00	2,500.00	Case continues

STATEMENT OF LOSS OF STORES AS AT 31ST MARCH 2019

TABLE B

ITEM	REFERENCE NUMBER	YEAR	MINISTRY/DEPARTMENT	LOCATION	DATE	PARTICULARS	AMOUNT OF LOSS	AMOUNT RECOVERED	AMOUNT WRITTEN OFF	OUTSTANDING BALANCE	STATE OF FILE
REPORTED DURING THE YEAR UNDER REVIEW											
STATE PRESIDENT											
6	OP 2/45/9 II (41)	2018-2019	ODC		15/05/2018	Loss of stores	2,075.00	0.00	0.00	2,075.00	Case continues
7	OP 2/45/9 II (41)	2018-2019	NSO		07/06/2018	Loss of Mobile phone	10,000.00	0.00	0.00	10,000.00	Case continues
8	OP 2/45/9 II (41)	2018-2019	Information Services		24/08/2018	Loss of Mobile phone	4,699.00	0.00	0.00	4,699.00	Case continues
9	OP 2/45/9 II (41)	2018-2019	Information Services		19/11/2018	Loss of Mobile phone	95,000.00	0.00	0.00	95,000.00	Case continues
10	OP 2/66/1/II	2018-2019	Information Services		26/02/2019		4,699.00	0.00	0.00	4,699.00	Case continues
11	OP 2/66/1/II	2018-2019			26/02/2019	Loss of Mobile phone	2,200.00	0.00	0.00	2,200.00	Case continues
12	OP 2/66/1/II	2018-2019	NSO		21/03/2019		35,728.00	0.00	0.00	35,728.00	Case continues
13	OP 2/66/1/II	2018-2019	NSO		21/03/2019		12,499.00	0.00	0.00	12,499.00	Case continues
14	OP 2/45/9 II (41)	2018-2019	NSO		11/10/2018		12,250.00	0.00	0.00	12,250.00	Case continues
15	OP 2/45/9 II (41)	2018-2019	Tonota DC		10/02/2018		4,410.00	0.00	0.00	4,410.00	Case continues
TOTAL							199,240.00	180.00	13,000.00	186,060.00	
MINISTRY OF BASIC EDUCATION											
16	MOBE5/7/23 I (15)	2018-2019	Nkange JSS		7/9/2014		1,350.00	0.00	0.00	1,350.00	Case continues
17	MOBE5/7/23 I (15)	2018-2019	Nkange JSS		7/9/2014		1,350.00	0.00	0.00	1,350.00	Case continues
18	MOBE5/7/23 I (15)	2018-2019	Nkange JSS		4/5/2015		3,295.00	0.00	3,295.00	0.00	Case finalised
19	MOBE5/7/23 I (15)	2018-2019	Nkange JSS		4/5/2015		3,295.00	0.00	3,295.00	0.00	Case finalised
20	MOBE5/7/23 I (15)	2018-2019	Nkange JSS		5/19/2014		150.00	0.00	150.00	0.00	Case finalised
21	MOBE5/7/23 I (15)	2018-2019	Radikolo JSS		5/31/2018		8,008.00	0.00	8,008.00	0.00	Case finalised
22	MOBE5/7/23 I (15)	2018-2019	Shangano JSS		6/8/2016		7,894.00	4,660.62	3,233.38	0.00	Case finalised
23	MOBE5/7/23 I (15)	2018-2019	Corporate Services		1/22/2018		1,800.00	1,800.00	0.00	0.00	Case finalised
24	MOBE5/7/23 I (15)	2018-2019	Marulamantisi JSS		4/24/2018		3,736.00	3,736.00	0	0.00	Case finalised
25	MOBE5/7/23 I (15)	2018-2019	Nkange JSS		3/24/2015		197.00	0.00	0.00	197.00	Case continues
26	MOBE5/7/23 I (15)	2018-2019	Nkange JSS		3/24/2015		295.50	0.00	0.00	295.50	Case continues
27	MOBE5/7/23 I (15)	2018-2019	Gobojango JSS				956.80	0.00	0.00	956.80	Case continues
TOTAL							32,327.30	10,196.62	17,981.38	4,149.30	
NACA											
28	NACA 2/41/1 II (32)	2018-2019	NACA HQ	Gaborone	2/27/2019	Loss of Tablet	2,520.19	0.00	0.00	2,520.19	Case continues
29	NACA 2/41/1 II (33)	2018-2019	NACA HQ	Gaborone	2/27/2019	Loss of phone	1,778.00	0.00	0.00	1,778.00	Case continues
TOTAL							4,298.19	0.00	0.00	4,298.19	

STATEMENT OF LOSS OF STORES AS AT 31ST MARCH 2019

TABLE B

ITEM	REFERENCE NUMBER	YEAR	MINISTRY/DEPARTMENT	LOCATION	DATE	PARTICULARS	AMOUNT OF LOSS	AMOUNT RECOVERED	AMOUNT WRITTEN OFF	OUTSTANDING BALANCE	STATE OF FILE
REPORTED DURING THE YEAR UNDER REVIEW											
MINISTRY OF AGRICULTURE AND FOOD SECURITY											
30	DS/SV 1176 I	2012-2013	Animal Health	Kasane	11/14/2012	Loss of tent	1,249.50	1,249.50	0.00	0.00	Case finalised
31	ACS 1/10/7 V	2014-2015	Veterinary	lethakane	11/21/2011	Loss of camera	5,000.00	5,000.00	0.00	0.00	Case finalised
32	ACS 1/10/7 V	2014-2015	Veterinary	Gaborone	8/24/2014	Loss of tarpuline	3,274.12	3,274.12	0.00	0.00	Case finalised
33	ACS 1/10/8 1V	2015-2016	Veterinary	Francistown	xxxx/xx	Burnt Gumpoles	139,365.00	0.00	139,365.00	0.00	Case finalised
34	ACS 1/10/8 1V	2015-2016	Veterinary	Maun	2/15/2013	Loss of tent bow	2,500.00	2,500.00	0.00	0.00	Case finalised
35	ACS 1/10/9 XX (8)	2016-2017	Crop Production	Tutume	11/5/2014	Loss of stores	2,170.95	2,170.95	0.00	0.00	Case finalised
36	PF 12070 I	2016-2017	Veterinary	Tsabong	12/14/2010	Loss of Tarpulin and sheet ground	1,272.15	1,272.15	0.00	0.00	Case finalised
37	MOA/C/4/13/565 410 502 Temp	2016-2017	Veterinary	Maun	7/28/2014	Loss of various tools	1,635.00	1,635.00	0.00	0.00	Case finalised
38	MOA/C/4/13/113 615 504 I	2017-2018	Veterinary	Shakawe	7/23/2008	Loss of Lamp Hurricane	150.00	0.00	150.00	0.00	Case finalised
39	MOA/C/4/233 214 200 I	2017-2018	Corporate Services	Gaborone	11/17/2014	Loss of Laptop	5,000.00	0.00	0.00	5,000.00	Case continues
40	MOA/C/4/116 810 805 I	2017-2018	Crop Production	Gaborone	11/25/2017	Loss of bed camping, tent and mattress	1,818.00	1,818.00	0.00	0.00	Case finalised
41	ACS 1/10/5	9/10/2015	Animal Production	Lobu	9/23/2016	Loss of Livestock	7,000.00	0.00	0.00	7,000.00	Case continues
42	ACS 1/10/5	3/29/2015	Animal Production	Lobu	9/23/2016	Loss of Livestock	1,900.00	0.00	0.00	1,900.00	Case continues
43	ACS 1/10/5	2/11/2015	Animal Production	Lobu	9/23/2016	Loss of Livestock	4,200.00	0.00	0.00	4,200.00	Case continues
44	ACS 1/10/5	9/16/2015	Animal Production	Lobu	9/23/2016	Loss of Livestock	5,600.00	0.00	0.00	5,600.00	Case continues
45	ACS 1/10/5	8/9/2015	Animal Production	Lobu	9/23/2016	Loss of Livestock	1,750.00	0.00	0.00	1,750.00	Case continues
46	ACS 1/10/5	10/20/2015	Animal Production	Lobu	9/23/2016	Loss of Livestock	1,750.00	0.00	0.00	1,750.00	Case continues
47	ACS 1/10/5	9/2/2015	Animal Production	Lobu	9/23/2016	Loss of Livestock	2,400.00	0.00	0.00	2,400.00	Case continues
48	ACS 1/10/5	8/5/2015	Animal Production	Lobu	9/23/2016	Loss of Livestock	2,500.00	0.00	0.00	2,500.00	Case continues
TOTAL							190,534.72	18,919.72	139,515.00	32,100.00	

STATEMENT OF LOSS OF STORES AS AT 31ST MARCH 2019

TABLE B

ITEM	REFERENCE NUMBER	YEAR	MINISTRY/DEPARTMENT	LOCATION	DATE	PARTICULARS	AMOUNT OF LOSS	AMOUNT RECOVERED	AMOUNT WRITTEN OFF	OUTSTANDING BALANCE	STATE OF FILE
REPORTED DURING THE YEAR UNDER REVIEW											
MINISTRY OF TERTIARY EDUCATION											
49	MOTES/5/1L		Monitor * 2, Keyboard*s, Mous	Gaborone		Monitor * 2, Keyboard*s, Mouse*2	7,000.00	0.00	0.00	7,000.00	Case continues
50	MOTES/5/1L		Laptop	Gaborone		Laptop	7,000.00	0.00	7,000.00	0.00	Case finalised
51	MOTES/5/1L		Laptop	Gaborone		Laptop	4,227.00	0.00	4,227.00	0.00	Case finalised
52	MOTES/5/1L		Laptop Black G254491	Gaborone		Laptop Black G254491	5,000.00	0.00	5,000.00	0.00	Case finalised
53	MOTES/5/1L		Cellular Phone Samsung S7	Gaborone		Cellular Phone Samsung S7	6,500.00	0.00	6,500.00	0.00	Case finalised
TOTAL							29,727.00	0.00	22,727.00	7,000.00	
SUB TOTAL							456,127.21	29,296.34	193,223.38	233,607.49	
GRAND TOTALS							1,456,420.36	145,390.30	344,003.53	967,026.53	

STATEMENT OF GOVERNMENT VEHICLE ACCIDENTS FOR FINANCIAL YEAR ENDING 31ST MARCH 2019

TABLE C

Vehicle Item Number	Reg. Number (BX)	CTO Reference Number	Financial Year	Ministry/ Department	Date of Accident	Damage Cost	Initial Surcharge Amount	Final and Adjusted Surcharge Amount	Compensation Claimable from Third Parties	Cummulative Recovery	Amount Charged to Public Funds	Outstanding Balance 31 March 2019	Case Status
REPORTED UNDER PREVIOUS YEAR													
PRESIDENTIAL AFFAIRS, GOVERNANCE AND PUBLIC ADMINISTRATION													
1	06 2461	1314/4/027	2013/2014	Information Services	01/09/2012	27,235.94	13,617.97	13,617.97	-	11,594.00	13,617.97	2,023.97	Recoveries ongoing
2	08 5042	1314/3/092	2013/2014	Office of the President	05/03/2012	21,056.00	-	-	21,056.00	2,000.00	-	-	Recoveries from third party ongoing
3	08 3932	1415/3/046	2014/2015	Office of the President	09/05/2014	5,734.40	5,734.40	5,734.40	-	5,734.40	-	-	- Case closed.
4	09 5535	1415/3/001	2014/2015	Broadcasting Services	30/11/2013	1,778.56	-	-	1,778.56	-	-	-	1,778.56 Case continues.
5	14 0539	1415/3/105	2014/2015	Broadcasting Services	29/06/2014	1,982.40	-	-	-	-	-	-	1,982.40 Case continues
6	08 4058	1415/4/058	2014/2015	Information Services	22/04/2014	79,220.00	-	-	-	-	-	-	79,220.00 Case continues
7	09 5759	1415/2/072	2014/2015	Information Services	21/02/2014	7,431.65	-	-	7,431.65	4,200.00	3,231.65	-	- Case closed .
8	07 3256	1415/4/066	2014/2015	DIS	12/03/2012	182,309.00	-	-	182,309.00	14,400.00	-	-	167,909.00 Recoveries from third party ongoing
9	02 6563	1516/1/033	2015/2016	Information Services	19/06/2014	40,841.00	-	-	-	-	-	-	40,841.00 Case continues
10	07 3407	1516/3/011	2015/2016	Broadcasting Services	31/08/2012	7,660.00	7,660.00	7,660.00	-	-	-	-	7,660.00 Case continues. Appealed to Public Service Commission on 11 October 2018.
11	08 4008	1516/2/063	2015/2016	Office of the President	20/12/2013	6,850.00	-	-	-	-	-	-	6,850.00 Case continues
12	09 6381	1516/2/150	2015/2016	Broadcasting Services	02/02/2010	580.00	580.00	580.00	-	580.00	-	-	- Case closed
13	05 0809	1516/4/025	2015/2016	Office of the President	16/09/2013	11,970.00	-	-	-	-	-	-	11,970.00 Case continues.
14	09 5874	1516/4/087	2015/2016	DCEC	10/02/2014	19,656.00	14,684.30	14,684.30	-	14,684.30	4,971.70	-	- Case closed.
15	10 8029	1617/2/061	2016/2017	National Strategy Office	01/04/2016	7,404.96	7,404.96	7,404.96	-	4,151.75	-	-	3,253.21 Recoveries ongoing. Ex-Employee
16	08 4261	1617/4/015	2016/2017	DCEC	07/06/2015	8,431.00	8,431.00	8,431.00	-	8,431.00	-	-	- Case closed
17	13 0176	1617/4/016	2016/2017	DCEC	15/01/2015	15,008.00	-	-	15,008.00	-	-	-	15,008.00 Case continues. Attorney General currently handling the case.

STATEMENT OF GOVERNMENT VEHICLE ACCIDENTS FOR FINANCIAL YEAR ENDING 31ST MARCH 2019

TABLE C

Item	Vehicle Reg. Number (BX)	CTO Reference Number	Financial Year	Ministry/ Department	Date of Accident	Damage Cost	Initial Surcharge Amount	Final and Adjusted Surcharge Amount	Compensation Claimable from Third Parties	Cumulative Recovery	Amount Charged to Public Funds	Outstanding Balance 31 March 2019	Case Status
REPORTED UNDER PREVIOUS YEAR													
PRESIDENTIAL AFFAIRS, GOVERNANCE AND PUBLIC ADMINISTRATION													
18	15 2213	1617/4/018	2016/2017	DCEC	11/07/2015	77,436.15	-	-	77,436.15	-	-	77,436.15	case continues. Attorney General currently handling the case.
19	13 0176	1617/4/017	2016/2017	DCEC	21/02/2016	38,068.80	-	-	-	-	-	38,068.80	Case continues. Show cause letter issued on the 11/08/2017
20	04 0127	1617/4/031	2016/2017	DIS	21/07/2015	18,872.00	-	-	-	-	-	18,872.00	case continues
21	15 2215	1617/4/019	2016/2017	DCEC	11/11/2015	4,523.03	-	-	4,523.03	-	-	4,523.03	case continues. Attorney General currently handling the case. Summons registered at Court
22	12 8631	1617/4/026	2016/2017	DCEC	06/08/2015	5,913.60	-	-	5,913.60	-	-	5,913.60	case continues. Attorney General currently handling the case. Summons registered at Court
23	14 1901	1718/1/006	2017/2018	Office of the President	29/10/2016	29,649.96	-	-	29,649.96	-	-	29,649.96	Case continues
24	08 4523	1718/2/001	2017/2018	Government Printing	22/07/2015	7,714.50	-	-	7,714.50	-	-	7,714.50	Case continues
25	05 0593	1718/2/004	2017/2018	Government Printing	27/02/2016	75,000.00	-	-	75,000.00	-	-	75,000.00	Case continues
26	16 3283	1718/2/007	2017/2018	Government Printing	16/03/2016	3,569.30	-	-	-	-	-	3,569.30	Case continues
27	15 3061	1718/2/003	2017/2018	Government Printing	28/09/2016	710.50	-	-	-	-	-	710.50	Case continues
28	12 9210	1718/2/030	2017/2018	State House	17/03/2017	3,660.16	-	-	-	-	-	3,660.16	Case continues
29	16 4122	1718/2/037	2017/2018	Office of the President	31/03/2017	3,987.00	-	-	3,987.00	-	-	3,987.00	Case continues. Attorneys General has filed summons
30	12 8659	1718/3/001	2017/2018	Information Services	19/03/2017	4,547.20	-	-	-	-	-	4,547.20	Case continues
31	08 4134	1718/3/036	2017/2018	BPSC	19/05/2016	5,376.00	-	-	5,376.00	-	-	5,376.00	Case continues
32	14 0996	1718/3/040	2017/2018	Office of the President	25/06/2017	200,196.04	-	-	-	-	-	200,196.04	Case continues

STATEMENT OF GOVERNMENT VEHICLE ACCIDENTS FOR FINANCIAL YEAR ENDING 31ST MARCH 2019

TABLE C

Vehicle Item Number (BX)	Reg. Reference Number	CTO Year	Financial Year	Ministry/ Department	Date of Accident	Damage Cost	Initial Surcharge Amount	Final and Adjusted Surcharge Amount	Compensation Claimable from Third Parties	Cummulative Recovery	Amount Charged to Public Funds	Outstanding Balance 31 March 2019	Case Status
REPORTED UNDER PREVIOUS YEAR													
PRESIDENTIAL AFFAIRS,GOVERNANCE AND PUBLIC ADMINISTRATION													
33	09 5752	1718/4/010	2017/2018	DCEC	30/05/2017	6,885.20	-	-	6,885.20	6,885.20	-	-	- Case closed.
34	15 2221	1718/4/013	2017/2018	DCEC	15/11/2017	12,950.77	-	-	12,950.77	-	-	12,950.77	Case continues.
35	10 7152	1718/4/018	2017/2018	Office of the President	27/03/2017	78,607.20	-	-	-	-	-	78,607.20	Case continues
36	15 3019	1718/4/045	2017/2018	Office of the President	04/08/2016	8,948.80	-	-	8,948.80	-	-	8,948.80	Case continues
Ministry Total						1,031,765.12	58,112.63	58,112.63	465,968.22	72,660.65	21,821.32	937,283.15	
MINISTRY OF FINANCE AND ECONOMIC DEVELOPMENT													
37	14 1247	1617/3/044	2016/2017	Accountant General	09/03/2016	11,684.64	11,684.64	11,684.64	-	-	11,684.64	-	- Case closed. Appeal upheld bySecretary, Public Service Commission
38	16 3260	1718/3/027	2017/2018	Accountant General	28/06/2017	44,969.68	-	-	-	-	-	44,969.68	Case continues
Ministry Total						56,654.32	11,684.64	11,684.64	-	-	11,684.64	44,969.68	
MINISTRY OF EMPLOYMENT LABOUR PRODUCTIVITY AND SKILLS DEVELOPMENT													
39	14 2076	1718/2/036	2017/2018	Labour & Social Security	26/08/2016	5,906.70	-	-	-	-	-	5,906.70	Case continues
40	15 2955	1718/3/046	2017/2018	Skills Development	13/09/2016	63,762.36	-	-	-	-	-	63,762.36	Case continues
Ministry Total						69,669.06	-	-	-	-	-	69,669.06	
MINISTRY OF NATIONALITY, IMMIGRATION AND GENDER AFFAIRS													
41	05 1007	1415/1/015	2014/2015	HQ	06/06/2013	7,949.31	-	-	-	-	7,949.31	-	- Case closed
42	11 8148	1415/2/011	2014/2015	Immigration	22/05/2013	6,768.27	-	-	-	-	-	6,768.27	Case continues
43	09 5338	1415/3/082	2014/2015	Immigration	21/07/2014	2,710.40	-	-	-	-	-	2,710.40	Case continues
44	10 6663	1415/4/007	2014/2015	MTTC	05/03/2014	1,080.00	-	-	-	-	1,080.00	-	- Case closed
45	08 4282	1415/4/025	2014/2015	HQ	09/07/2014	488.52	-	-	-	-	-	488.52	Case continues
46	08 4590	1415/4/045	2014/2015	Immigration	31/03/2014	11,253.76	-	-	-	-	-	11,253.76	Case continues
47	08 4282	1415/4/001	2014/2015	HQ	02/12/2013	510.27	-	-	-	-	-	510.27	Case continues
48	08 3789	1415/3/015	2014/2015	Immigration	22/05/2013	24,902.25	-	-	24,902.25	-	-	24,902.25	Case continues

STATEMENT OF GOVERNMENT VEHICLE ACCIDENTS FOR FINANCIAL YEAR ENDING 31ST MARCH 2019

TABLE C

Vehicle Item Number (BX)	Reg. Reference Number	CTO Number	Financial Year	Ministry/ Department	Date of Accident	Damage Cost	Initial Surcharge Amount	Final and Adjusted Surcharge Amount	Compensation Claimable from Third Parties	Cumulative Recovery	Amount Charged to Public Funds	Outstanding Balance 31 March 2019	Case Status
REPORTED UNDER PREVIOUS YEAR													
MINISTRY OF NATIONALITY, IMMIGRATION AND GENDER AFFAIRS													
49	12 9154	1516/2/065	2015/2016	Gender Affairs	17/07/2014	6,620.00	-	-	-	-	6,620.00	-	Case closed
50	05 1839	1516/2/155	2015/2016	Civil & National Registration	13/05/2009	1,950.00	-	-	-	-	1,950.00	-	Case closed
51	05 1079	1516/2/135	2015/2016	Immigration	29/05/2013	3,430.00	-	-	-	-	-	3,430.00	Case continues
52	14 2036	1617/2/032	2016/2017	Corporate Services	11/04/2016	360.00	-	-	-	-	360.00	-	Case closed
53	08 0013	1617/2/072	2016/2017	Corporate Services	08/07/2016	23,309.50	-	-	-	-	-	23,309.50	Case continues
54	09 5777	1617/3/041	2016/2017	Gender Affairs	15/05/2016	1,539.39	-	-	-	-	-	1,539.39	Case continues
55	09 5198	1617/3/054	2016/2017	Immigration	14/08/2012	3,208.00	-	-	-	-	3,208.00	-	Case closed
56	08 4191	1718/2/015	2017/2018	Gender Affairs	06/12/2016	21,253.12	-	-	-	-	-	21,253.12	Case continues
57	15 2197	1718/3/004	2017/2018	Immigration	13/06/2017	15,100.00	-	-	-	-	-	15,100.00	Case continues
58	08 4181	1718/4/003	2017/2018	Immigration	22/01/2015	88,829.58	-	-	88,829.58	-	-	88,829.58	Case continues
Ministry Total						221,262.37	-	-	113,731.83	-	21,167.31	200,095.06	
MINISTRY OF AGRICULTURAL DEVELOPMENT AND FOOD SECURITY													
59	12 9084	1314/4/014	2013/2014	Veterinary Services	03/07/2013	14,078.40	14,078.40	14,078.40	-	13,104.00	-	974.40	Recoveries ongoing
60	04 5103	1415/4/047	2014/2015	Veterinary Services	05/12/2013	27,400.00	27,400.00	27,400.00	-	-	27,400.00	-	Case closed, Appeal upheld by Secretary, Public Service Commission.
61	06 2705	1415/2/073	2014/2015	Veterinary Services	21/06/2014	13,118.62	-	-	-	-	13,118.62	-	Case closed
62	07 3103	1415/3/084	2014/2015	Crop Production	18/03/2014	8,300.00	8,300.00	8,300.00	-	8,300.00	-	-	Case closed
63	14 0703	1415/3/137	2014/2015	Veterinary Services	01/06/2014	16,805.64	16,805.64	-	-	-	16,805.64	-	Case closed, Appeal upheld by Secretary, Public Service Commission

STATEMENT OF GOVERNMENT VEHICLE ACCIDENTS FOR FINANCIAL YEAR ENDING 31ST MARCH 2019

TABLE C

Item	Vehicle Reg. Number (BX)	CTO Reference Number	Financial Year	Ministry/ Department	Date of Accident	Damage Cost	Initial Surcharge Amount	Final and Adjusted Surcharge Amount	Compensation Claimable from Third Parties	Cummulative Recovery	Amount Charged to Public Funds	Outstanding Balance 31 March 2019	Case Status
REPORTED UNDER PREVIOUS YEAR													
MINISTRY OF AGRICULTURAL DEVELOPMENT AND FOOD SECURITY													
64	03 6009	1415/4/084	2014/2015	Agricultural Research	03/03/2013	18,761.12	18,761.12		-	-	18,761.12	-	- Case closed. Appealed to Public Service Commission and the appeal upheld letter dated 22.10.2018
65	09 5215	1314/3/063	2014/2015	Veterinary Services	23/10/2013	1,140.00	-	-	-	-	-	1,140.00	Case continues
66	12 8996	1516/1/043	2015/2016	Veterinary Services	11/12/2013	24,680.00	-	-	-	-	24,680.00	-	Case closed
67	01 7357	1516/2/055	2015/2016	Veterinary Services	30/07/2015	9,900.00	-	-	-	-	-	9,900.00	Case continues
68	00 7303	1516/2/038	2015/2016	Crop Production	17/01/2015	10,100.00	-	-	-	-	-	10,100.00	Case continues
69	09 5750	1516/2/109	2015/2016	Crop Production	08/01/2009	4,760.00	4,760.00	4,760.00	-	399.00	-	4,361.00	Recoveries ongoing
70	12 9303	1516/2/088	2015/2016	Veterinary Services	07/11/2013	2,830.00	2,830.00	2,830.00	-	2,830.00	-	-	Case closed
71	08 5043	1516/2/108	2015/2016	Crop Production	17/09/2009	8,080.00	8,080.00	8,080.00	-	3,375.00	-	4,705.00	Recoveries ongoing
72	04 5655	1516/2/171	2015/2016	Veterinary Services	05/08/2009	7,130.00	7,130.00	7,130.00	-	3,781.00	-	3,349.00	Recoveries ongoing
73	01 6964	1516/2/176	2015/2016	Crop Production	28/10/2009	14,425.00	-	-	-	-	-	14,425.00	Case continues
74	99 8853	1516/3/005	2015/2016	Animal Production	27/06/2009	13,110.00	-	-	-	-	-	13,110.00	Case continues
75	14 0708	1415/3/014	2015/2016	Animal Production	10/05/2015	62,359.20	-	-	-	-	62,359.20	-	Case closed
76	05 1762	1516/2/043	2015/2016	Veterinary Services	10/10/2010	18,043.20	-	-	-	-	-	18,043.20	Case continues
77	02 6523	1516/2/144	2015/2016	Veterinary Services	17/07/2009	520.00	-	-	-	-	-	520.00	Case continues.
78	01 6736	1516/4/009	2015/2016	Veterinary Services	01/08/2008	23,891.94	-	-	-	-	-	23,891.94	Case continues
79	14 1679	1617/1/025	2016/2017	Agric Business	15/10/2014	36,500.00	-	-	36,500.00	-	-	36,500.00	Case continues. Summons registered at Court
80	14 0561	1617/2/056	2016/2017	Crop Production	01/03/2016	34,070.40	25,552.80	25,552.80	-	3,550.00	8,517.60	22,002.80	Recoveries ongoing
81	12 8878	1617/3/016	2016/2017	Veterinary Services	30/10/2015	34,832.00	-	-	-	-	-	34,832.00	Recoveries ongoing (Note 1*) Case continues

STATEMENT OF GOVERNMENT VEHICLE ACCIDENTS FOR FINANCIAL YEAR ENDING 31ST MARCH 2019

TABLE C

Vehicle Item Reg. Number (BX)	CTO Reference Number	Financial Year	Ministry/ Department	Date of Accident	Damage Cost	Initial Surcharge Amount	Final and Adjusted Surcharge Amount	Compensation Claimable from Third Parties	Cummulative Recovery	Amount Charged to Public Funds	Outstanding Balance 31 March 2019	Case Status
REPORTED UNDER PREVIOUS YEAR												
MINISTRY OF AGRICULTURAL DEVELOPMENT AND FOOD SECURITY												
82	08 4427	1617/3/053	2016/2017	Crop	21/03/2013	32,384.00	-	-	-	-	32,384.00	Case continues.
83	08 4605	1617/3/057	2016/2017	Animal Production	08/04/2016	16,486.60	8,243.30	-	458.00	8,243.30	7,785.30	Recoveries ongoing
84	05 0807	1617/4/012	2016/2017	Veterinary Services	30/07/2014	53,970.56	53,970.56	-	-	53,970.56	-	Case closed. Appeal upheld by Public Service Commission letter dated 22 March 2018.
85	08 5023	1617/4/028	2016/2017	Crop	23/03/2016	40,594.40	-	-	-	-	40,594.40	Case continues.
86	15 3078	1617/4/039	2016/2017	Corporate Services	29/11/2016	1,624.00	-	-	-	-	1,624.00	case continues Disciplinary hearing conducted
87	12 8938	1617/4/044	2016/2017	Crop Production	22/08/2016	41,070.40	41,070.40	-	-	41,070.40	-	Case closed. Appeal upheld by Secretary, Public Service Commission
88	14 0619	1718/1/010	2017/2018	Crop	18/03/2016	5,846.40	-	-	-	-	5,846.40	Case continues.
89	08 5043	1718/2/033	2017/2018	Crop Production	23/06/2016	40,594.40	-	-	-	-	40,594.40	Case continues. Surcharge letter issued on 12 July 2017.
90	14 1475	1718/2/049	2017/2018	Veterinary Services	16/01/2015	66,988.18	-	66,988.18	-	-	66,988.18	Case continues. Case is still being pursued by Attorney General
91	14 1986	1718/3/021	2017/2018	Crop	23/09/2015	59,260.83	-	-	-	-	59,260.83	Case continues.
92	10 7899	1718/4/006	2017/2018	Veterinary Services	24/06/2014	10,024.00	-	-	-	-	10,024.00	Case continues
Ministry Total					773,679.29	236,982.22	201,415.46	103,488.18	35,797.00	274,926.44	462,955.85	
MINISTRY OF BASIC EDUCATION												
93	02 7482	1314/1/032	2013/2014	Secondary Education	18/03/2012	38,630.00	19,315.00	-	-	19,315.00	19,315.00	case continues
94	07 3392	1314/2/114	2013/2014	Corporate Services	17/03/2013	36,342.40	18,171.20	-	15,756.00	18,171.20	2,415.20	Recoveries ongoing. (Note 2*)

STATEMENT OF GOVERNMENT VEHICLE ACCIDENTS FOR FINANCIAL YEAR ENDING 31ST MARCH 2019

TABLE C

Vehicle Item Reg. Number (BX)	CTO Reference Number	Financial Year	Ministry/ Department	Date of Accident	Damage Cost	Initial Surcharge Amount	Final and Adjusted Surcharge Amount	Compensation Claimable from Third Parties	Cumulative Recovery	Amount Charged to Public Funds	Outstanding Balance 31 March 2019	Case Status
REPORTED UNDER PREVIOUS YEAR												
MINISTRY OF BASIC EDUCATION												
95 05 3538	1314/3/096	2013/2014	Tertiary Education	10/09/2013	2,520.00	-	-	2,520.00	1,400.00	-	1,120.00	Recoveries ongoing. Payment made in April 2016 and May 2016
96 04 5528	1415/1/014	2014/2015	Secondary Education	26/03/2013	35,291.20	-	-	-	-	-	35,291.20	Case continues
97 03 5082	1415/3/089	2014/2015	Primary Education	26/03/2014	41,181.28	-	-	-	-	-	41,181.28	Case continues
98 13 0289	1415/3/067	2014/2015	Corporate Services	04/04/2014	38,785.60	-	-	-	-	-	38,785.60	Case continues
99 02 7504	1415/3/085	2014/2015	Secondary Education	02/10/2011	6,500.84	-	-	-	-	-	6,500.84	Case continues
100 07 3106	1415/3/104	2014/2015	Secondary Education	03/02/2014	3,585.50	-	-	-	-	3,585.50	-	Case closed
101 08 4047	1415/4/042	2014/2015	DOSET	07/02/2013	6,148.80	-	-	-	-	-	6,148.80	Case continues.
102 10 7970	1415/4/048	2014/2015	Secondary Education	23/10/2014	840.00	-	-	-	-	-	840.00	case continues
103 09 5860	1415/4/083	2014/2015	Secondary Education	15/04/2011	9,592.80	-	-	-	-	-	9,592.80	Case continues
104 07 3416	1415/4/081	2014/2015	Secondary Education	03/07/2014	10,836.00	-	-	-	-	10,836.00	-	Case closed
105 03 8556	1415/2/074	2014/2015	Secondary education	18/12/2012	84,823.20	-	-	84,823.20	-	-	84,823.20	Case continues. Attorney General has instituted summons against third party
106 08 3790	1415/3/076	2014/2015	ICT & MS	10/09/2014	17,744.90	-	-	17,744.90	-	-	17,744.90	Case continues. Attorney General to claim from third party.
107 06 2780	1516/1/008	2015/2016	Education Centre	11/06/2014	3,906.96	-	-	-	-	-	3,906.96	Case continues
108 09 5988	1516/1/025	2015/2016	Secondary Education	29/09/2014	27,152.10	-	-	-	-	-	27,152.10	Case continues
109 12 9513	1516/1/029	2015/2016	HQ	17/06/2014	31,816.30	-	-	-	-	-	31,816.30	Case continues. Show cause letter issued 09 October 2018

STATEMENT OF GOVERNMENT VEHICLE ACCIDENTS FOR FINANCIAL YEAR ENDING 31ST MARCH 2019

TABLE C

Vehicle Item Reg. Number (BX)	CTO Reference Number	Financial Year	Ministry/ Department	Date of Accident	Damage Cost	Initial Surcharge Amount	Final and Adjusted Surcharge Amount	Compensation Claimable from Third Parties	Cummulative Recovery	Amount Charged to Public Funds	Outstanding Balance 31 March 2019	Case Status
REPORTED UNDER PREVIOUS YEAR												
MINISTRY OF BASIC EDUCATION												
110	07 3432	1516/1/038	2015/2016 Corporate Services	08/07/2014	25,775.68	-	-	-	-	-	25,775.68	Disciplinary hearing held.
111	09 5990	1516/2/084	2015/2016 Secondary Education	13/12/2013	7,597.00	-	-	-	-	-	7,597.00	Case continues
112	04 5298	1516/2/083	2015/2016 DOSET	05/03/2015	7,900.00	-	-	-	-	-	7,900.00	Case continues
113	08 4495	1516/2/103	2015/2016 DOSET	09/10/2011	2,530.00	-	-	-	-	-	2,530.00	Case continues
114	09 5846	1516/2/118	2015/2016 Pre and Primary Education	02/07/2010	5,990.00	-	-	-	-	-	5,990.00	Case continues
115	11 8176	1516/2/117	2015/2016 Primary Education	28/04/2012	21,025.00	-	-	-	-	21,025.00	-	case closed
116	14 1453	1516/2/148	2015/2016 Curriculum	21/10/2014	13,328.00	13,328.00	-	-	-	-	13,328.00	Case continues. Surcharge letter written on 03 September 2018
117	10 6920	1516/2/137	2015/2016 Education and Skills Development	29/01/2014	10,976.00	-	-	-	-	-	10,976.00	Case continues
118	09 5902	1516/2/120	2015/2016 Secondary Education	16/04/2012	550.00	-	-	-	-	-	550.00	Case continues
119	08 3978	1516/2/170	2015/2016 Secondary Education	09/12/2013	23,891.94	-	-	-	-	-	23,891.94	Case continues. Show cause letter issued 07 Nov '18
120	05 1264	1516/2/181	2015/2016 DOSET	10/10/2011	16,940.00	-	-	-	-	-	16,940.00	Case continues. Show cause letter issued 09 Oct 18
121	03 8610	1516/4/010	2015/2016 DOSET	16/02/2009	770.00	-	-	-	-	770.00	-	Case closed
122	06 2764	1516/4/040	2015/2016 Corporate Services	20/09/2015	30,708.53	-	-	-	-	-	30,708.53	Case continues
123	08 4918	1617/1/015	2016/2017 Corporate Services	20/04/2016	11,396.89	-	-	-	-	11,396.89	-	Case closed
124	07 3439	1617/1/034	2016/2017 Corporate Services	09/09/2015	22,563.20	-	-	-	-	-	22,563.20	Case continues
125	04 5288	1617/2/033	2016/2017 South East Region	28/02/2014	3,400.00	-	-	-	-	3,400.00	500.00	Case closed
126	09 5174	1617/3/055	2016/2017 Secondary	31/05/2016	17,745.67	-	-	-	-	17,745.67	-	Case Continues

STATEMENT OF GOVERNMENT VEHICLE ACCIDENTS FOR FINANCIAL YEAR ENDING 31ST MARCH 2019

TABLE C

Vehicle Item Reg. Number (BX)	CTO Reference Number	Financial Year	Ministry/ Department	Date of Accident	Damage Cost	Initial Surcharge Amount	Final and Adjusted Surcharge Amount	Compensation Claimable from Third Parties	Cummulative Recovery	Amount Charged to Public Funds	Outstanding Balance 31 March 2019	Case Status
REPORTED UNDER PREVIOUS YEAR												
MINISTRY OF BASIC EDUCATION												
127	05 0665	1617/4/009	2016/2017 Corporate Services	11/01/2016	21,872.20	-	-	-	-	21,872.20	-	Case closed
128	14 0775	1617/4/010	2016/2017 Secondary	16/07/2015	7,795.20	-	-	7,795.20	-	-	7,795.20	case continues
129	03 0219	1617/4/008	2016/2017 Secondary	01/08/2015	55,104.00	-	-	-	-	-	55,104.00	case continues
130	04 5895	1718/2/011	2017/2018 DOSET	06/07/2016	6,720.00	-	-	-	-	-	6,720.00	Case continues
131	10 6925	1718/2/044	2017/2018 Primary Education	26/04/2017	2,912.00	-	-	2,912.00	2,912.00	-	-	Case closed
132	13 0122	1718/3/002	2017/2018 Corporate Services	10/01/2017	20,888.00	-	-	-	-	20,888.00	-	Case closed
133	14 0772	1718/4/040	2017/2018 Secondary Education	25/07/2016	34,988.80	-	-	-	-	-	34,988.80	Case continues
Ministry Total					769,065.99	50,814.20	37,486.20	136,940.97	22,968.00	128,359.79	617,738.20	
MINISTRY OF TERTIARY EDUCATION , RESEARCH, SCIENCE AND TECHNOLOGY												
134	07 3432	1314/4/059	2013/2014 Corporate Services	30/08/2013	47,036.96	25,260.00	25,260.00	-	12,209.00	21,776.96	13,051.00	Recoveries ongoing
135	05 1883	1415/2/047	2014/2015 HQ	08/12/2013	9,923.20	-	-	-	-	-	9,923.20	Case continues
136	08 4143	1415/1/023	2014/2015 DTVET	18/02/2013	14,214.72	-	-	-	-	-	14,214.72	Case continues
137	12 9575	1415/4/053	2014/2015 Training and Development	19/05/2014	2,044.00	-	-	2,044.00	-	-	2,044.00	Case continues
138	08 3693	1415/3/127	2014/2015 DTVET	28/05/2013	84,970.00	-	-	-	-	-	84,970.00	Case continues.
139	09 5107	1415/4/078	2014/2015 HQ	06/06/2014	5,357.63	-	-	-	-	-	5,357.63	Case continues
140	06 2319	1415/4/095	2014/2015 Training and Development	28/03/2014	5,875.14	-	-	-	-	5,875.14	-	Case closed
141	09 5993	1415/4/035	2014/2015 DTVET	28/08/2012	2,990.40	-	-	2,990.40	2,990.40	-	-	Case closed
142	08 4199	1516/3/002	2015/2016 DTVET	30/07/2015	1,530.00	-	-	-	-	-	1,530.00	Case continues
143	08 4374	1516/4/020	2015/2016 Training and Development	26/09/2015	18,050.00	-	-	-	-	-	18,050.00	Case continues
144	14 1574	1617/2/031	2016/2017 Training and Development	03/02/2016	280.00	-	-	-	280.00	-	-	Case closed
145	14 1605	1617/2/071	2016/2017 DTVET	05/06/2015	5,565.91	-	-	-	-	-	5,565.91	Case continues

STATEMENT OF GOVERNMENT VEHICLE ACCIDENTS FOR FINANCIAL YEAR ENDING 31ST MARCH 2019

TABLE C

Vehicle Item Number	Reg. Reference Number (BX)	CTO Financial Year	Ministry/ Department	Date of Accident	Damage Cost	Initial Surcharge Amount	Final and Adjusted Surcharge Amount	Compensation Claimable from Third Parties	Cumulative Recovery	Amount Charged to Public Funds	Outstanding Balance 31 March 2019	Case Status
REPORTED UNDER PREVIOUS YEAR												
MINISTRY OF TERTIARY EDUCATION, RESEARCH, SCIENCE AND TECHNOLOGY												
146	16 3249	1617/3/001	2016/2017	DTVET	18/05/2016	4,977.00	-	-	-	-	4,977.00	Case continues
147	16 3721	1718/4/056	2017/2018	Tertiary Education Financing	25/03/2018	4,760.00	-	-	-	-	4,760.00	Case continues
Ministry Total					207,574.96	25,260.00	25,260.00	5,034.40	15,479.40	27,652.10	164,443.46	
MINISTRY OF INVESTMENT, TRADE AND INDUSTRY												
148	09 5554	1415/4/104	2014/2015	Registrar of Companies	16/07/2014	12,144.16	-	-	-	-	12,144.16	Case continues
149	15 2874	1617/1/004	2016/2017	Trade and Consumer Affairs	17/12/2015	45,950.00	-	-	-	-	45,950.00	Case continues
150	06 2437	1617/2/036	2016/2017	Trade and Consumer Affairs	18/12/2014	630.00	-	-	-	-	630.00	Case continues
151	08 3783	1617/2/070	2016/2017	Trade and Consumer Affairs	17/04/2014	16,632.11	16,632.11	-	463.00	-	16,169.11	Recoveries ongoing
152	08 4767	1617/3/008	2016/2017	Corporate Services	26/11/2015	2,688.00	-	2,688.00	-	-	2,688.00	Case continues
153	14 1126	1617/3/007	2016/2017	Corporate Services	10/06/2015	2,307.20	2,307.20	-	2,307.20	-	-	Case closed
154	08 4322	1617/3/012	2016/2017	Corporate Services	11/10/2015	9,883.77	-	9,883.77	-	-	9,883.77	Case continues
155	13 0494	1617/3/020	2016/2017	Corporate Services	18/12/2015	7,637.20	-	7,637.20	-	-	7,637.20	Case continues
156	09 5705	1617/3/042	2016/2017	Corporate Services	13/11/2015	1,306.48	1,306.48	-	1,306.48	-	-	Closed
157	09 6631	1617/3/045	2016/2017	Social Protection	06/06/2016	24,052.00	-	-	-	-	24,052.00	Case continues
158	08 4292	1718/1/005	2017/2018	Industrial Affairs	08/04/2016	2,688.00	2,688.00	-	2,688.00	-	-	Case closed
159	16 3131	1718/1/035	2017/2018	Corporate Development	14/11/2016	3,136.00	-	-	-	-	3,136.00	Case continues. Appealed to Public Service Commission on 12 September 18
160	09 5150	1718/3/022	2017/2018	Corporate Development	18/11/2016	9,035.00	-	-	-	-	9,035.00	Case continues
161	13 0494	1718/4/020	2017/2018	Corporate Services	23/03/2017	71,885.69	-	-	-	-	71,885.69	Case continues
Ministry Total					209,975.61	22,933.79	22,933.79	20,208.97	6,764.68	-	203,210.93	

STATEMENT OF GOVERNMENT VEHICLE ACCIDENTS FOR FINANCIAL YEAR ENDING 31ST MARCH 2019

TABLE C

Vehicle Item Number	Reg. Number (BX)	CTO Reference Number	Financial Year	Ministry/ Department	Date of Accident	Damage Cost	Initial Surcharge Amount	Final and Adjusted Surcharge Amount	Compensation Claimable from Third Parties	Cummulative Recovery	Amount Charged to Public Funds	Outstanding Balance 31 March 2019	Case Status
REPORTED UNDER PREVIOUS YEAR													
MINISTRY OF LOCAL GOVERNMENT AND RURAL DEVELOPMENT													
162	07 3189	1314/1/080	2013/2014	Tribal Administration	19/12/2011	17,526.68	-	-	17,526.68	-	-	17,526.68	Case continues. Attorney General failed to locate the defendant
163	04 5321	1314/2/055	2013/2014	Finance & Procurement Services	07/11/2012	25,840.89	25,840.89	25,840.89	-	25,409.89	-	431.00	Recoveries ongoing
164	03 0164	0910/4/203	2013/2014	HQ	13/01/2010	61,870.89	30,935.44	30,935.44	-	28,380.00	30,935.45	2,555.44	Recoveries ongoing
165	10 7352	1415/2/037	2014/2015	District Administration	12/12/2013	810.00	-	-	810.00	-	-	-	Case closed
166	10 6943	1415/2/071	2014/2015	District Administration	04/07/2013	4,312.00	-	-	-	-	-	4,312.00	Case continues
167	05 1773	1415/3/095	2014/2015	District Administration	20/09/2013	45,846.08	-	-	-	-	-	45,846.08	Case continues. Disciplinary hearing conducted on 19/10/2018
168	08 3922	1415/3/113	2014/2015	Corporate Services (HQ)	26/03/2014	33,944.06	-	-	-	-	-	33,944.06	Case continues. Disciplinary hearing conducted on 10 April 2018.
169	11 8351	1213/2/80	2014/2015	Local Gov & Dev Planning District Administration	28/08/2012	250.00	-	-	-	-	-	250.00	Case continues
170	04 0070	1415/1/003	2014/2015	District Administration	27/02/2014	3,300.00	-	-	-	-	-	3,300.00	Case continues. Disciplinary hearing conducted on 09/10/2018
171	08 4192	1415/2/006	2014/2015	Social Services	08/10/2013	38,064.33	-	-	38,064.33	1,500.00	-	36,564.33	Recoveries from third party ongoing
172	10 6911	1415/2/078	2014/2015	HQ	25/02/2013	1,848.00	-	-	1,848.00	-	-	1,848.00	Case continues
173	14 1921	1516/2/013	2015/2016	District Commissioner	27/02/2015	14,336.00	-	-	14,336.00	2,800.00	-	11,536.00	Recoveries from third party ongoing
174	08 4293	1516/2/079	2015/2016	District Administration	17/08/2012	7,000.00	-	-	-	-	-	7,000.00	Case continues
175	08 4789	1516/2/087	2015/2016	Tribal Administration	14/07/2010	4,060.00	-	-	-	-	-	4,060.00	Case continues. Disciplinary hearing held on 19 April 2018
176	05 1870	1516/2/073	2015/2016	Food Relief Services	04/09/2013	4,450.00	-	-	4,450.00	-	-	4,450.00	Case continues

STATEMENT OF GOVERNMENT VEHICLE ACCIDENTS FOR FINANCIAL YEAR ENDING 31ST MARCH 2019

TABLE C

Vehicle Item Reg. Number (BX)	CTO Reference Number	Financial Year	Ministry/ Department	Date of Accident	Damage Cost	Initial Surcharge Amount	Final and Adjusted Surcharge Amount	Compensation Claimable from Third Parties	Cumulative Recovery	Amount Charged to Public Funds	Outstanding Balance 31 March 2019	Case Status
REPORTED UNDER PREVIOUS YEAR												
MINISTRY OF LOCAL GOVERNMENT AND RURAL DEVELOPMENT												
177	06 2706	1516/2/058	2015/2016 Tribal Administration	15/10/2012	9,440.00	-	-	-	-	-	9,440.00	Case continues. Disciplinary hearing held on 23 January 2018 (Information was provided in 2018/2019)
178	08 3730	1516/2/014	2015/2016 District Administration	05/08/2013	31,473.34	-	-	31,473.34	-	-	31,473.34	Case continues
179	10 7029	1516/2/019	2015/2016 District Commissioner	26/02/2015	3,560.00	-	-	3,560.00	3,560.00	-	-	Case closed
180	05 1634	1516/2/025	2015/2016 Tribal Administration	07/12/2012	8,200.00	-	-	-	-	-	8,200.00	Case continues. Disciplinary hearing held on 07 March 2018 (Information was provided in 2018/2019)
181	07 3316	1516/2/092	2015/2016 District Commissioner	02/06/2009	19,010.00	-	-	-	-	-	19,010.00	Case continues
182	09 6286	1516/3/006	2015/2016 Tribal Administration	28/09/2012	7,690.00	-	-	-	-	-	7,690.00	Case continues. Disciplinary hearing held on 07 November 2017 (Information was provided in 2018/2019)
183	12 8951	1516/2/060	2015/2016 District Administration	27/05/2014	29,506.40	-	-	-	-	-	29,506.40	Case continues. Disciplinary hearing conducted on 05/09/2018
184	08 3595	1516/4/008	2015/2016 Tribal Administration	19/03/2014	8,170.00	-	-	-	-	-	8,170.00	Case continues. Disciplinary hearing conducted on 31/07/2018
185	09 5994	1516/4/053	2015/2016 Finance & Procurement	28/08/2013	57,024.80	-	-	-	-	-	57,024.80	Case continues
186	15 2267	1516/4/077	2016/2017 Tribal Administration	18/06/2015	102,192.04	-	-	-	-	-	102,192.04	Case continues. Disciplinary hearing conducted on 04 July 2018.

STATEMENT OF GOVERNMENT VEHICLE ACCIDENTS FOR FINANCIAL YEAR ENDING 31ST MARCH 2019

TABLE C

Vehicle Item Number (BX)	Reg. Number	CTO Reference Number	Financial Year	Ministry/ Department	Date of Accident	Damage Cost	Initial Surcharge Amount	Final and Adjusted Surcharge Amount	Compensation Claimable from Third Parties	Cummulative Recovery	Amount Charged to Public Funds	Outstanding Balance 31 March 2019	Case Status
REPORTED UNDER PREVIOUS YEAR													
MINISTRY OF LOCAL GOVERNMENT AND RURAL DEVELOPMENT													
187	04 5312	16171/019	2016/2017	Finance & Procurement Services	19/12/2015	10,664.07	-	-	-	-	-	10,664.07	case continues
188	03 7531	16171/026	2016/2017	Tribal Administration	29/10/2015	52,754.88	-	-	-	-	-	52,754.88	case continues
189	96 3557	16171/035	2016/2017	Finance & Procurement Services	17/06/2015	2,600.00	-	-	-	-	-	2,600.00	Case continues
190	14 0802	16172/034	2016/2017	Community Development	11/09/2015	6,438.24	-	-	-	-	-	6,438.24	Case continues
191	14 1802	16172/050	2016/2017	Tribal Administration	03/02/2015	113,810.33	-	-	-	-	-	113,810.33	Case continues. Disciplinary hearing conducted on 06 June 2018.
192	15 2815	16173/009	2016/2017	District Administration	18/11/2015	7,308.00	-	-	7,308.00	-	-	7,308.00	Case continues
193	16 3334	16173/043	2016/2017	LGFPs	27/05/2016	4,388.20	-	-	-	-	-	4,388.20	Case continues
194	16 3292	17182/012	2017/2018	Tribal Administration	29/03/2016	12,196.80	-	-	-	-	-	12,196.80	Case continues
195	07 3226	17182/041	2017/2018	Tribal Administration	15/07/2015	4,648.00	-	-	-	-	-	4,648.00	Case continues
196	14 1842	17184/023	2017/2018	Tribal Administration	31/10/2016	4,027.18	-	-	-	-	-	4,027.18	Case continues
197	07 3301	17184/041	2017/2018	Tribal Administration	09/09/2015	27,050.00	-	-	-	-	-	27,050.00	Case continues. Hearing conducted on 07/08/2018
Ministry Total						785,611.21	56,776.33	56,776.33	119,376.35	62,459.89	30,935.45	692,215.87	
MINISTRY OF MINERAL RESOURCES, GREEN TECHNOLOGY AND ENERGY SECURITY													
198	08 3943	14151/044	2015/2016	Energy	09/05/2014	6,167.73	6,167.73	6,167.73	-	5,871.00	-	296.73	Recoveries ongoing
199	12 9324	15162/081	2015/2016	Geological Surveys	02/08/2014	71,420.98	-	-	-	-	-	71,420.98	Case continues
200	08 3587	15162/156	2015/2016	Geological Surveys	06/10/2009	11,965.00	-	-	-	-	-	11,965.00	- Case closed

STATEMENT OF GOVERNMENT VEHICLE ACCIDENTS FOR FINANCIAL YEAR ENDING 31ST MARCH 2019

TABLE C

Vehicle Reg. Number (BX)	CTO Reference Number	Financial Year	Ministry/ Department	Date of Accident	Damage Cost	Initial Surcharge Amount	Final and Adjusted Surcharge Amount	Compensation Claimable from Third Parties	Cummulative Recovery	Amount Charged to Public Funds	Outstanding Balance 31 March 2019	Case Status
REPORTED UNDER PREVIOUS YEAR												
MINISTRY OF MINERAL RESOURCES, GREEN TECHNOLOGY AND ENERGY SECURITY												
201	09 6155	1516/3/007	2015/2016	Forestry and Range Resources	16/05/2014	5,067.63	-	-	-	-	5,067.63	Case continues. Show Cause letter issued on 27/02/2018. Hearing to be conducted in May 2018
202	14 1793	1617/2/003	2016/2017	Corporate Services	29/05/2015	3,938.20	3,938.20	-	2,758.00	-	1,180.20	Recoveries on going - Case closed
203	04 5240	1617/1/042	2016/2017	Geological Surveys	15/04/2014	27,966.40	-	-	-	27,966.40	-	- Case closed
204	14 1647	1617/1/040	2016/2017	Corporate Services	27/11/2015	61,284.72	-	61,284.72	-	-	61,284.72	case continues. Defendant served with writ of summons.
205	12 9479	1718/3/023	2017/2018	Corporate Services	20/04/2016	2,655.00	-	-	-	-	2,655.00	Case continues. Show cause letter was issued on the 14th September 2018 (Information was provided in 2018/2019
206	09 6335	1718/3/024	2017/2018	Energy	12/07/2016	4,468.80	-	4,468.80	-	-	4,468.80	Case continues
207	16 3373	1718/3/031	2017/2018	Energy	14/06/2017	23,667.47	-	23,667.47	-	-	23,667.47	Case continues
208	15 3114	1718/3/056	2017/2018	Corporate Services	28/07/2017	1,550.00	1,550.00	-	1,550.00	-	-	- Case closed
209	15 2141	1718/4/002	2017/2018	Corporate Services	24/09/2017	35,384.02	-	-	-	-	35,384.02	Case continues. Show cause letter was issued on the 8th February 2018 (Information was provided in 2018/2019
210	15 3114	1718/4/014	2017/2018	Corporate Services	04/07/2017	1,400.00	-	-	-	-	1,400.00	Case continues. Show cause letter issue on the 21st Feb 2018

STATEMENT OF GOVERNMENT VEHICLE ACCIDENTS FOR FINANCIAL YEAR ENDING 31ST MARCH 2019

TABLE C

Vehicle Item Number	Reg. Number (BX)	CTO Reference Number	Financial Year	Ministry/ Department	Date of Accident	Damage Cost	Initial Surcharge Amount	Final and Adjusted Surcharge Amount	Compensation Claimable from Third Parties	Cummulative Recovery	Amount Charged to Public Funds	Outstanding Balance 31 March 2019	Case Status
REPORTED UNDER PREVIOUS YEAR													
MINISTRY OF MINERAL RESOURCES, GREEN TECHNOLOGY AND ENERGY SECURITY													
211	16 3166	1718/4/028	2017/2018	Corporate Services	21/11/2018	3,740.80	-	-	-	-	-	3,740.80	Case continues.
Ministry Total						260,676.75	11,655.93	11,655.93	89,420.99	10,179.00	39,931.40	210,566.35	
MINISTRY OF HEALTH AND WELLNESS													
212	10 7342	1314/1/077	2013/2014	Clinical Services	16/12/2013	29,810.00	-	-	29,810.00	-	-	29,810.00	Case continues.
213	10 8055	1314/4/029	2013/2014	Clinical Services	31/03/2013	11,627.83	11,627.83	11,627.83	-	-	11,627.83	-	Case closed
214	12 9498	1314/4/043	2013/2014	Clinical Services	04/06/2013	20,837.60	20,837.60	20,837.60	-	19,140.00	-	1,697.60	Recoveries ongoing
215	09 5461	1314/4/055	2013/2014	Clinical Services	12/12/2012	52,808.17	25,260.00	25,260.00	-	18,891.60	27,548.17	6,368.40	Recoveries ongoing
216	10 7824	1314/4/048	2014/2015	Clinical Services	07/02/2013	34,115.41	-	-	-	-	34,115.41	-	Case closed
217	12 8799	1415/1/025	2014/2015	Clinical Services	30/03/2013	9,800.00	-	-	-	-	9,800.00	-	Case closed
218	10 7864	1314/4/026	2014/2015	Clinical Services	25/06/2013	22,942.97	-	-	-	-	22,942.97	-	Case closed
219	10 7204	1415/1/009	2014/2015	Clinical Services	02/05/2013	8,670.00	-	-	-	-	8,670.00	-	Case closed
220	12 9270	1415/1/036	2014/2015	Clinical Services	24/05/2013	6,843.20	-	-	-	-	-	6,843.20	Case continues
221	10 7996	1314/4/052	2014/2015	Clinical Services	12/03/2013	130,062.55	-	-	-	-	130,062.55	-	Case closed
222	12 8728	1415/1/041	2014/2015	Clinical Services	25/01/2013	10,844.93	-	-	-	-	-	10,844.93	Case continues
223	07 3329	1415/2/042	2014/2015	Clinical Services	01/03/2014	12,827.27	-	-	-	-	-	12,827.27	Case continues
224	03 4123	1415/2/023	2014/2015	Health Institute of Sciences	19/03/2013	4,459.84	-	-	-	-	-	4,459.84	Case continues
225	12 9517	1415/2/020	2014/2015	Clinical Services	01/08/2013	5,878.88	-	-	-	-	5,878.88	-	Case closed
226	12 9311	1415/2/025	2014/2015	HQ	29/05/2013	17,041.92	-	-	-	-	-	17,041.92	Case continues
227	05 1518	1415/2/040	2014/2015	Clinical Services	30/01/2014	15,000.00	-	-	-	-	-	15,000.00	Case continues
228	12 9519	1415/2/048	2014/2015	Clinical Services	30/06/2013	6,351.08	-	-	-	-	-	6,351.08	Case continues

STATEMENT OF GOVERNMENT VEHICLE ACCIDENTS FOR FINANCIAL YEAR ENDING 31ST MARCH 2019

TABLE C

Item	Vehicle Reg. Number (BX)	CTO Reference Number	Financial Year	Ministry/ Department	Date of Accident	Damage Cost	Initial Surcharge Amount	Final and Adjusted Surcharge Amount	Compensation Claimable from Third Parties	Cumulative Recovery	Amount Charged to Public Funds	Outstanding Balance 31 March 2019	Case Status
REPORTED UNDER PREVIOUS YEAR													
MINISTRY OF HEALTH AND WELLNESS													
229	08 4348	1415/3/024	2014/2015	Clinical Services	06/12/2011	22,733.76	-	-	-	-	-	22,733.76	Case continues
230	12 9281	1415/3/017	2014/2015	Clinical Services	07/10/2014	12,343.81	-	-	-	-	-	12,343.81	Case continues
231	09 5710	1415/3/021	2014/2015	Clinical Services	16/10/2013	18,552.12	-	-	-	-	-	18,552.12	Case continues
232	10 7769	1415/3/018	2014/2015	Clinical Services	03/07/2013	18,688.32	-	-	-	-	-	18,688.32	Case continues
233	10 7785	1415/3/033	2014/2015	Clinical Services	15/04/2014	11,413.92	-	-	-	-	-	11,413.92	Case continues
234	10 7878	1415/3/002	2014/2015	Clinical Services	07/07/2013	25,994.20	-	-	-	-	-	25,994.20	Case continues
235	09 6008	1415/3/034	2014/2015	Clinical Services	22/03/2014	8,769.60	-	-	-	-	-	8,769.60	Case continues
236	08 4439	1415/3/061	2014/2015	Clinical Services	30/10/2013	25,951.89	16,926.14	16,926.14	-	16,272.00	9,025.75	654.14	Recoveries ongoing
237	10 7859	1415/2/022	2014/2015	Clinical Services	11/07/2013	12,799.20	-	-	-	-	12,799.20	-	Case closed
238	06 2410	1415/3/108	2014/2015	Clinical Services	16/01/2013	8,140.16	-	-	-	-	-	8,140.16	Case continues
239	12 9055	1415/3/118	2014/2015	Clinical Services	16/08/2014	2,520.00	-	-	-	-	-	2,520.00	Case continues
240	14 1064	1415/3/099	2014/2015	Clinical Services	13/05/2014	66,445.21	-	-	-	-	-	66,445.21	Case continues
241	12 9489	1415/3/125	2014/2015	Clinical Services	20/02/2013	2,716.00	-	-	-	-	-	2,716.00	Case continues
242	10 7827	1415/3/131	2014/2015	Clinical Services	16/07/2014	24,169.60	-	-	-	-	-	24,169.60	Case continues
243	10 7918	1415/4/039	2014/2015	Primary Health Care	19/05/2014	27,204.80	-	-	-	-	-	27,204.80	Case continues. Show cause letter written on the 05th May 2017
244	12 0002	1415/4/040	2014/2015	Clinical Services	06/06/2014	20,091.32	-	-	-	-	20,091.32	-	Case closed
245	12 9519	1415/4/057	2014/2015	Clinical Services	01/12/2013	6,330.40	-	-	-	-	-	6,330.40	Case continues
246	12 8799	1415/4/073	2014/2015	Clinical services	30/03/2013	9,800.00	-	-	-	-	9,800.00	-	Case closed
247	14 1226	1415/4/075	2014/2015	Clinical Services	19/08/2014	8,930.64	-	-	-	-	8,930.64	-	Case closed

STATEMENT OF GOVERNMENT VEHICLE ACCIDENTS FOR FINANCIAL YEAR ENDING 31ST MARCH 2019

TABLE C

Vehicle Item Reg. Number (BX)	CTO Reference Number	Financial Year	Ministry/ Department	Date of Accident	Damage Cost	Initial Surcharge Amount	Final and Adjusted Surcharge Amount	Compensation Claimable from Third Parties	Cumulative Recovery	Amount Charged to Public Funds	Outstanding Balance 31 March 2019	Case Status
REPORTED UNDER PREVIOUS YEAR												
MINISTRY OF HEALTH AND WELLNESS												
248	10 7815	1415/2/017	2014/2015	Corporate Services	06/03/2013	4,354.56	-	-	-	4,354.56	-	- Case closed
249	12 9268	1415/4/101	2014/2015	Clinical Services	24/10/2014	4,504.94	-	-	-	-	4,504.94	Case continues
250	12 9304	1314/3/089	2014/2015	Clinical Services	25/05/2013	73,025.40	-	-	-	-	73,025.40	Case continues
251	10 7536	1415/2/033	2014/2015	Clinical Services	17/02/2014	9,318.40	-	9,318.40	-	9,318.40	-	- Case closed
252	08 4439	1415/4/032	2014/2015	Clinical Services	12/09/2013	16,926.14	-	-	-	-	16,926.14	Case continues
253	07 2893	1516/1/006	2015/2016	Clinical Services	30/02/2015	720.00	-	-	-	-	720.00	Case continues
254	13 0045	1516/1/015	2015/2016	Clinical Services	16/10/2013	27,935.94	-	-	-	-	27,935.94	Case continues
255	01 8920	1516/1/049	2015/2016	Clinical Services	31/05/2014	8,500.00	-	-	-	-	8,500.00	Case continues
256	05 0655	1516/1/055	2015/2016	Clinical Services	31/01/2015	31,960.30	-	-	-	-	31,960.30	Case continues
257	13 0332	1516/2/012	2015/2016	Clinical Services	16/05/2015	30,487.98	-	-	-	-	30,487.98	Case continues. Show cause letter written on the 05th May 2017
258	12 9288	1516/2/035	2015/2016	Clinical Services	01/02/2014	5,317.00	-	-	-	-	5,317.00	Case continues
259	12 8474	1516/2/026	2015/2016	Clinical Services	09/08/2012	6,150.00	-	-	-	-	6,150.00	Case continues
260	05 0743	1516/2/130	2015/2016	Clinical Services	17/09/2009	1,390.00	-	-	-	-	1,390.00	Case continues. Show cause letter written on the 04th May 2017
261	05 0597	1516/2/134	2015/2016	Clinical Services	15/07/2011	4,480.00	-	-	-	-	4,480.00	Case continues
262	10 7885	1516/2/104	2015/2016	Clinical Surveys	26/10/2010	6,500.00	-	-	-	6,500.00	-	- Case closed
263	12 9329	1516/2/122	2015/2016	Clinical Surveys	29/03/2014	26,037.65	-	-	-	-	26,037.65	Case continues. Show cause letter written on the 04th May 2017

STATEMENT OF GOVERNMENT VEHICLE ACCIDENTS FOR FINANCIAL YEAR ENDING 31ST MARCH 2019

TABLE C

Item	Vehicle Reg. Number (BX)	CTO Reference Number	Financial Year	Ministry/ Department	Date of Accident	Damage Cost	Initial Surcharge Amount	Final and Adjusted Surcharge Amount	Compensation Claimable from Third Parties	Cumulative Recovery	Amount Charged to Public Funds	Outstanding Balance 31 March 2019	Case Status
REPORTED UNDER PREVIOUS YEAR													
MINISTRY OF HEALTH AND WELLNESS													
264	09 5699	1516/2/169	2015/2016	Clinical Services	28/03/2013	1,750.00	1,750.00	1,750.00	-	1,750.00	-	-	- Case closed
265	10 7830	1516/2/154	2015/2016	Clinical Services	18/09/2013	4,710.00	-	-	-	-	-	4,710.00	Case continues. Show cause letter written on 06th May 2017
266	12 8833	1516/2/183	2015/2016	Clinical Services	10/01/2014	10,841.60	-	-	-	-	-	10,841.60	Case continues. Show cause letter written on 04th May 2017
267	10 7740	1516/2/160	2015/2016	Primary Health Care	11/02/2011	1,680.00	-	-	-	-	-	1,680.00	Case continues
268	10 7885	1516/3/009	2015/2016	Clinical Services	03/01/2012	24,890.00	-	-	-	-	-	24,890.00	Case continues
269	12 9329	1516/3/003	2015/2016	Clinical Services	17/03/2015	13,846.20	-	-	-	-	-	13,846.20	Case continues
270	14 1119	1516/2/166	2015/2016	Clinical Services	21/12/2014	12,796.07	-	-	12,796.07	-	-	12,796.07	Case continues
271	10 7831	1516/4/011	2015/2016	Clinical Services	07/04/2015	2,500.00	-	-	-	-	-	2,500.00	Case continues
272	09 5946	1516/4/024	2015/2016	Clinical Services	15/03/2015	9,620.80	-	-	-	-	-	9,620.80	Case continues
273	09 5524	1516/4/042	2015/2016	Clinical Services	07/04/2015	17,987.20	-	-	-	-	-	17,987.20	Case continues
274	14 0700	1516/4/074	2015/2016	Clinical Services	12/06/2015	66,457.15	-	-	-	-	-	66,457.15	Case continues
275	09 5947	1516/4/059	2015/2016	Clinical Services	13/04/2015	27,258.38	-	-	-	-	-	27,258.38	Case continues
276	04 5108	1617/1/023	2016/2017	HIS	11/08/2013	23,149.95	-	-	-	-	-	23,149.95	Case continues
277	10 7837	1617/2/018	2016/2017	Clinical Services	04/04/2016	1,560.00	-	-	-	-	1,560.00	-	- Case closed
278	10 7851	1617/2/025	2016/2017	Clinical Services	23/03/2016	1,120.00	-	-	-	-	-	1,120.00	Case continues
279	10 7855	1617/2/015	2016/2017	Clinical Services	23/08/2015	33,844.82	-	-	-	-	33,844.82	-	- Case closed
280	08 4986	1617/2/020	2016/2017	Clinical Services	01/09/2015	50,939.20	-	-	-	-	-	50,939.20	Case continues
281	10 7882	1617/2/011	2016/2017	Clinical Services	05/02/2014	1,308.00	-	-	-	-	-	1,308.00	Case continues

STATEMENT OF GOVERNMENT VEHICLE ACCIDENTS FOR FINANCIAL YEAR ENDING 31ST MARCH 2019

TABLE C

Vehicle Item Reg. Number (BX)	CTO Reference Number	Financial Year	Ministry/ Department	Date of Accident	Damage Cost	Initial Surcharge Amount	Final and Adjusted Surcharge Amount	Compensation Claimable from Third Parties	Cummulative Recovery	Amount Charged to Public Funds	Outstanding Balance 31 March 2019	Case Status
REPORTED UNDER PREVIOUS YEAR												
MINISTRY OF HEALTH AND WELLNESS												
282	09 5166	1617/2/010	2016/2017 Clinical Services	22/10/2015	20,551.86	-	-	-	-	-	20,551.86	Case continues
283	12 8768	1617/2/013	2016/2017 Clinical Services	24/12/2012	5,090.00	-	-	-	-	-	5,090.00	Case continues
284	10 7481	1617/2/028	2016/2017 Clinical Services	04/02/2016	8,900.00	-	-	-	-	-	8,900.00	Case continues
285	12 9498	1617/2/042	2016/2017 Clinical Services	10/12/2015	55,686.45	-	-	-	-	-	55,686.45	Case continues
286	14 1802	1617/2/055	2016/2017 Clinical Services	26/06/2015	54,399.28	-	-	-	-	-	54,399.28	Case continues
287	12 9333	1617/2/062	2016/2017 Primary Health Care	31/01/2015	42,621.65	-	-	-	-	-	42,621.65	Case continues
288	09 5677	1617/2/041	2016/2017 Clinical Services	01/08/2016	52,964.00	-	-	-	-	-	52,964.00	Case continues
289	14 1073	1617/3/058	2016/2017 Clinical Services	17/05/2016	54,136.82	-	-	-	-	-	54,136.82	Case continues
290	13 0014	1617/4/004	2016/2017 Clinical Services	31/01/2016	65,197.30	-	-	-	-	-	65,197.30	Case continues
291	14 1060	1617/4/023	2016/2017 Clinical Services	21/04/2016	53,530.74	-	-	-	-	-	53,530.74	Case continues
292	13 0045	1617/4/053	2016/2017 Clinical Services	23/06/2017	84,500.00	-	-	-	-	-	84,500.00	Case continues
293	12 9281	1718/1/013	2017/2018 Clinical Services	20/10/2016	6,048.00	-	-	-	-	-	6,048.00	Case continues
294	10 7981	1718/1/022	2017/2018 Clinical Services	05/01/2017	2,768.00	2,768.00	2,768.00	-	2,768.00	-	-	Case closed
295	02 7504	1718/2/005	2017/2018 Public Health Services	07/02/2017	31,416.81	-	-	-	-	-	31,416.81	Case continues
296	07 2988	1718/2/034	2017/2018 Clinical Services	07/04/2017	8,900.00	-	-	-	-	8,900.00	-	Case closed
297	14 0808	1718/2/042	2017/2018 Clinical Services	28/06/2016	4,614.40	-	-	-	-	-	4,614.40	Case continues
298	08 3973	1718/2/045	2017/2018 Clinical Services	02/02/2017	21,796.68	-	-	-	-	-	21,796.68	Case continues
299	10 7922	1718/2/047	2017/2018 Clinical Services	29/09/2017	15,220.80	-	-	-	-	-	15,220.80	Case continues
300	10 7877	1718/3/017	2017/2018 Clinical Services	30/03/2017	31,472.00	-	-	-	-	-	31,472.00	Case continues
301	12 8835	1718/3/007	2017/2018 Clinical Services	26/06/2017	4,950.00	-	-	4,950.00	-	-	4,950.00	Case continues

STATEMENT OF GOVERNMENT VEHICLE ACCIDENTS FOR FINANCIAL YEAR ENDING 31ST MARCH 2019

TABLE C

Vehicle Item Reg. Number (BX)	CTO Reference Number	Financial Year	Ministry/ Department	Date of Accident	Damage Cost	Initial Surcharge Amount	Final and Adjusted Surcharge Amount	Compensation Claimable from Third Parties	Cumulative Recovery	Amount Charged to Public Funds	Outstanding Balance 31 March 2019	Case Status
REPORTED UNDER PREVIOUS YEAR												
MINISTRY OF HEALTH AND WELLNESS												
302 10 7894	1718/3/012	2017/2018	Clinical Services	14/02/2017	39,300.00	-	-	39,300.00	-	-	39,300.00	Case continues
303 10 6840	1718/2/048	2017/2018	Clinical Services	28/07/2017	14,190.40	-	-	14,190.40	-	-	14,190.40	Case continues
304 14 0551	1718/3/045	2017/2018	Clinical Services	26/08/2016	43,856.00	-	-	43,856.00	-	-	43,856.00	Case continues. Pending assessor's report
305 15 2761	1718/4/008	2017/2018	Clinical Services	18/08/2017	24,708.00	-	-	-	-	-	24,708.00	Case continues
306 10 7203	1718/4/021	2017/2018	Clinical Services	28/06/2016	11,491.20	-	-	-	-	-	11,491.20	Case continues
307 14 1341	1718/4/030	2017/2018	Clinical Services	07/08/2016	7,800.00	-	-	-	-	-	7,800.00	Case continues
308 09 6303	1718/4/047	2017/2018	Clinical Services	22/04/2016	15,524.76	-	-	15,524.76	-	15,524.76	-	Case closed
309 09 6303	1718/4/048	2017/2018	Clinical Services	18/03/2018	5,096.00	-	-	-	-	-	5,096.00	Case continues
Ministry Total					2,084,115.43	79,169.57	79,169.57	169,745.63	58,821.60	391,295.26	1,633,998.57	
ADMINISTRATION OF JUSTICE												
310 04 0234	1415/1/034	2014/2015	Administration of Justice	10/04/2013	360.00	-	-	-	-	-	360.00	Case continues
311 10 7109	1415/1/037	2014/2015	Administration of Justice	02/02/2013	1,954.40	1,954.40	1,954.40	-	1,954.40	-	-	Case closed
312 09 6293	1415/1/045	2014/2015	Administration of Justice	24/04/2013	108,026.43	-	-	-	-	-	108,026.43	Case continues
313 07 3370	1415/3/045	2014/2015	Administration of Justice	27/06/2014	20,669.60	-	-	20,669.60	-	-	20,669.60	Case continues. Summons issued, Third Party could not be located.
314 15 2236	1516/4/032	2015/2016	Administration of Justice	08/09/2014	7,000.00	-	-	-	-	-	7,000.00	Case continues
315 15 2236	1516/4/031	2015/2016	Administration of Justice	02/11/2015	20,612.00	-	-	-	-	-	20,612.00	Case continues
316 09 6298	1516/1/018	2015/2016	Administration of Justice	20/06/2013	76,529.47	-	-	76,529.47	-	-	76,529.47	Case continues.
317 12 9258	1617/2/030	2016/2017	Administration of Justice	29/09/2015	180.00	-	-	180.00	-	-	180.00	Case continues
318 14 1845	1617/2/051	2016/2017	Administration of Justice	20/06/2015	24,509.55	-	-	-	-	-	24,509.55	Case continues

STATEMENT OF GOVERNMENT VEHICLE ACCIDENTS FOR FINANCIAL YEAR ENDING 31ST MARCH 2019

TABLE C

Vehicle Reg. Number (BX)	CTO Reference Number	Financial Year	Ministry/ Department	Date of Accident	Damage Cost	Initial Surcharge Amount	Final and Adjusted Surcharge Amount	Compensation Claimable from Third Parties	Cummulative Recovery	Amount Charged to Public Funds	Outstanding Balance 31 March 2019	Case Status
REPORTED UNDER PREVIOUS YEAR												
ADMINISTRATION OF JUSTICE												
319	15 2129	16/17/2/022	2016/2017	Administration of Justice	01/02/2016	2,080.00	-	-	-	-	2,080.00	Case continues
320	10 7109	16/17/4/029	2016/2017	Administration of Justice	27/05/2015	75,512.60	-	-	-	-	75,512.60	Case continues
321	12 9440	16/17/4/020	2016/2017	Administration of Justice	24/04/2015	77,115.00	-	-	-	-	77,115.00	Case continues. (Note 3*)
322	13 0446	17/18/4/017	2017/2018	Administration of Justice	16/11/2016	5,491.92	-	-	-	-	5,491.92	Case continues
Ministry Total						420,040.97	1,954.40	1,954.40	97,379.07	1,954.40	-	418,086.57
ATTORNEY GENERALS CHAMBERS												
323	10 6796	14/15/1/031	2014/2015	Attorney Gen	16/05/2013	19,525.68	19,525.68	-	1,469.00	-	18,056.68	recoveries ongoing
324	09 6537	14/15/1/016	2014/2015	Attorney Gen	31/08/2013	13,528.00	-	13,528.00	250.00	-	13,278.00	Recoveries ongoing
325	14 0756	14/15/3/112	2014/2015	Attorney Gen	23/05/2014	11,007.36	-	-	-	-	11,007.36	Case continues.
326	10 6749	16/17/1/027	2016/2017	Attorney Gen	16/03/2015	7,492.80	-	7,492.80	-	-	7,492.80	Case continues. Fresh summons filed at court on 02 May 2018
327	09 6536	16/17/1/029	2016/2017	Attorney Gen	22/04/2015	30,844.00	30,844.00	-	5,602.36	-	25,241.64	Recoveries ongoing. Officer resigned on 30/04/2016. P5 602.36 recovered- leave days. Case handed to CLD to recover remaining balance
328	12 9180	17/18/4/016	2017/2018	Attorney Gen	13/03/2017	7,873.60	-	-	-	-	7,873.60	Case continues. Show cause letter issued on 21/03/2017
329	12 9180	17/18/4/024	2017/2018	Attorney Gen	19/05/2016	6,977.60	-	-	-	6,977.60	-	Case closed
330	14 0875	17/18/4/015	2017/2018	Attorney Gen	24/08/2015	51,043.05	-	-	-	-	51,043.05	Case closed
331	16 4297	17/18/4/022	2017/2018	Attorney Gen	24/07/2017	13,384.00	-	-	-	-	13,384.00	case continues
Ministry Total						161,676.09	50,369.68	21,020.80	7,321.36	58,020.65	96,334.08	

STATEMENT OF GOVERNMENT VEHICLE ACCIDENTS FOR FINANCIAL YEAR ENDING 31ST MARCH 2019

TABLE C

Vehicle Item Reg. Number (BX)	CTO Reference Number	Financial Year	Ministry/ Department	Date of Accident	Damage Cost	Initial Surcharge Amount	Final and Adjusted Surcharge Amount	Compensation Claimable from Third Parties	Cummulative Recovery	Amount Charged to Public Funds	Outstanding Balance 31 March 2019	Case Status
REPORTED UNDER PREVIOUS YEAR												
AUDITOR GENERAL												
332	16 3344	1718/3/005	2017/2018	HQ	3,989.38	-	-	-	-	-	3,989.38	Case continues. Surcharge letter issued on 26 April 2018
Ministry Total					3,989.38	-	-	-	-	-	3,989.38	
MINISTRY INTERNATIONAL AFFAIRS AND COOPERATION												
333	08 0016	1314/3/091	2013/2014	Corporate Services	40,985.90	31,320.00	31,320.00	-	4,275.00	9,665.90	27,045.00	Recoveries ongoing. Ex-employee
334	13 0270	1617/1/010	2016/2017	Corporate Services	10,556.00	-	-	10,556.00	-	-	10,556.00	Case continues
335	13 0192	1718/1/034	2017/2018	Corporate Services	6,741.90	-	-	-	-	-	6,741.90	Case continues
336	08 4251	1718/1/039	2017/2018	Corporate Services	6,888.00	-	-	6,888.00	-	-	6,888.00	Case continues
337	14 0815	1718/1/033	2017/2018	Corporate Services	5,796.00	-	-	5,796.00	-	-	5,796.00	Case continues.
Ministry Total					70,967.80	31,320.00	31,320.00	23,240.00	4,275.00	9,665.90	57,026.90	(Note 4*)
INDEPENDENT ELECTORAL COMMISSION												
338	10 7086	1617/1/043	2016/2017	IEC	53,787.94	34,424.00	34,424.00	-	13,398.00	19,363.94	21,026.00	Recoveries ongoing
339	10 7078	1718/3/011	2017/2018	IEC	19,185.60	-	-	-	-	-	19,185.60	Case continues. Show cause letter issued on 08 February 2019
340	12 8825	1718/3/009	2017/2018	IEC	20,143.95	-	-	-	602.00	-	19,541.95	Recoveries ongoing
341	15 2880	1718/3/039	2017/2018	IEC	1,848.00	-	-	-	-	-	1,848.00	Case continues
342	09 5208	1718/3/052	2017/2018	IEC	12,555.20	-	-	12,555.20	2,100.00	-	10,455.20	Case continues. Recoveries ongoing from third party (Information was provided in 2018/2019)
343	09 5880	1718/4/039	2017/2018	IEC	2,184.00	-	-	-	-	-	2,184.00	Case continues
Ministry Total					109,704.69	34,424.00	34,424.00	12,555.20	16,100.00	19,363.94	74,240.75	

STATEMENT OF GOVERNMENT VEHICLE ACCIDENTS FOR FINANCIAL YEAR ENDING 31ST MARCH 2019

TABLE C

Vehicle Item Reg. Number (BX)	CTO Reference Number	Financial Year	Ministry/ Department	Date of Accident	Damage Cost	Initial Surcharge Amount	Final and Adjusted Surcharge Amount	Compensation Claimable from Third Parties	Cumulative Recovery	Amount Charged to Public Funds	Outstanding Balance 31 March 2019	Case Status
REPORTED UNDER PREVIOUS YEAR												
MINISTRY OF LAND MANAGEMENT WATER AND SANITATION SERVICES												
344	09 6379	1314/4/040	2013/2014	Surveys	19/08/2013	41,384.78	24,000.00	-	22,000.00	17,384.78	2,000.00	Recoveries ongoing
345	06 2519	1516/3/008	2015/2016	Water Affairs	05/02/2009	2,350.00	-	-	-	-	2,350.00	Case continues. Show cause letter issued on the 28/04/2017.
346	13 0345	1516/2/086	2015/2016	Water Affairs	15/10/2014	75,080.00	-	-	-	-	75,080.00	Case continues. Hearing notification letter issued 1st March 2018
347	08 5001	1516/2/110	2015/2016	Water Affairs	15/10/2013	3,070.00	-	-	-	-	3,070.00	Case continues.
348	13 0026	1516/3/020	2015/2016	Water Affairs	11/07/2015	19,678.40	-	-	-	19,678.40	-	Case closed
349	11 8327	1516/4/036	2015/2016	Water Affairs	21/04/2015	26,492.80	-	-	-	-	26,492.80	Case continues.
350	08 3567	1516/4/068	2015/2016	Water Affairs	26/11/2012	20,070.40	-	-	-	20,070.40	-	Case closed
351	03 7576	1617/1/032	2016/2017	Water Affairs	20/05/2008	180.00	180.00	-	180.00	-	-	Case closed. (Note 5*)
352	13 0325	1617/2/047	2016/2017	Water Affairs	29/03/2014	43,032.00	-	-	-	-	43,032.00	Case continues.
353	13 0178	1617/2/027	2016/2017	Surveys	16/09/2015	2,688.00	2,688.00	-	-	-	2,688.00	Case continues.
354	05 1341	1617/3/004	2016/2017	Water Affairs	11/11/2014	25,448.47	-	25,448.47	-	-	25,448.47	(Note 6*) Case continues.
355	16 3231	1617/4/036	2016/2017	Water Affairs	11/11/2016	21,250.88	-	-	-	-	21,250.88	Case continues.
356	13 0028	1718/3/026	2017/2018	Water Affairs	22/06/2017	7,174.00	-	-	-	-	7,174.00	Case continues
Ministry Total					287,899.73	26,868.00	26,868.00	25,448.47	22,180.00	57,133.58	208,586.15	
MINISTRY OF ENVIRONMENT, NATURAL RESOURCES CONSERVATION AND TOURISM												
357	10 8057	1415/2/003	2014/2015	Forestry and Range Resources	11/08/2013	2,373.00	-	-	-	2,373.00	-	Case closed
358	14 1029	1415/4/017	2014/2015	Meteorological Surveys	25/06/2014	23,822.40	-	-	-	-	23,822.40	Case continues
359	12 8549	1415/2/016	2014/2015	Wildlife and National Parks	03/07/2013	11,804.00	11,804.00	-	8,200.00	-	3,604.00	Recoveries ongoing

STATEMENT OF GOVERNMENT VEHICLE ACCIDENTS FOR FINANCIAL YEAR ENDING 31ST MARCH 2019

TABLE C

Item	Vehicle Reg. Number (BX)	CTO Reference Number	Financial Year	Ministry/ Department	Date of Accident	Damage Cost	Initial Surcharge Amount	Final and Adjusted Surcharge Amount	Compensation Claimable from Third Parties	Cummulative Recovery	Amount Charged to Public Funds	Outstanding Balance 31 March 2019	Case Status
REPORTED UNDER PREVIOUS YEAR													
MINISTRY OF ENVIRONMENT, NATURAL RESOURCES CONSERVATION AND TOURISM													
360	04 5113	1415/4/069	2014/2015	Wildlife and National Parks	03/02/2014	11,003.40	11,003.40	11,003.40	-	6,426.00	-	4,577.40	Recoveries ongoing
361	05 1300	1415/1/050	2014/2015	Wildlife and National Parks	29/05/2014	2,970.00	-	-	-	-	2,970.00	-	Case closed
362	12 8561	1415/3/133	2014/2015	Wildlife and National Parks	14/09/2014	25,877.60	25,877.60	25,877.60	-	5,400.00	-	20,477.60	Recoveries ongoing
363	08 4981	1415/2/028	2014/2015	Corporate Services	02/05/2013	1,115.00	-	-	-	-	-	1,115.00	Case continues.
364	09 6185	1516/2/031	2015/2016	Wildlife and National Parks	21/11/2010	12,000.00	-	-	-	-	-	12,000.00	Case continues
365	05 1789	1516/2/076	2015/2016	Wildlife and National Parks	25/04/2013	1,290.00	-	-	1,290.00	-	-	1,290.00	Case continues
366	09 5096	1516/2/115	2015/2016	Wildlife and National Parks	10/06/2013	2,038.40	-	-	-	-	-	2,038.40	Case continues
367	08 5054	1516/2/095	2015/2016	Wildlife and National Parks	12/05/2013	57,101.40	57,101.40	57,101.40	-	10,948.00	-	46,153.40	Recoveries ongoing
368	08 4982	1516/2/133	2015/2016	Wildlife and National Parks	22/06/2011	2,960.00	-	-	-	-	2,960.00	-	Case closed
369	08 4957	1516/2/114	2015/2016	Wildlife and National Parks	26/03/2011	7,165.00	7,165.00	7,165.00	-	7,165.00	-	-	Case closed
370	05 1784	1516/2/173	2015/2016	Wildlife and National Parks	01/02/2010	1,690.00	-	-	-	-	-	1,690.00	Case continues
371	08 4984	1516/4/016	2015/2016	Wildlife and National Parks	05/05/2015	4,762.00	-	-	-	-	4,762.00	-	Case closed
372	14 1005	1516/3/019	2015/2016	Wildlife and National Parks	25/06/2014	40,017.60	-	-	-	-	-	40,017.60	Case continues
373	12 8482	1516/4/038	2016/2017	Forestry & Range Resources	04/04/2015	89,906.88	-	-	-	-	-	89,906.88	Case continues

STATEMENT OF GOVERNMENT VEHICLE ACCIDENTS FOR FINANCIAL YEAR ENDING 31ST MARCH 2019

TABLE C

Vehicle Item Number (BX)	Reg. Number	CTO Reference Number	Financial Year	Ministry/ Department	Date of Accident	Damage Cost	Initial Surcharge Amount	Final and Adjusted Surcharge Amount	Compensation Claimable from Third Parties	Cummulative Recovery	Amount Charged to Public Funds	Outstanding Balance 31 March 2019	Case Status
REPORTED UNDER PREVIOUS YEAR													
MINISTRY OF ENVIRONMENT, NATURAL RESOURCES CONSERVATION AND TOURISM													
374	12 8486	1617/1/020	2016/2017	Forestry & Range Resources	20/09/2013	37,370.96	-	-	-	-	37,370.96	-	- Case closed
375	15 2289	1617/1/017	2016/2017	Wildlife and National Parks	13/10/2015	9,748.70	-	-	-	-	9,748.70	-	- Case closed
376	10 6712	1617/1/021	2016/2017	Wildlife and National Parks	01/11/2016	30,125.82	-	-	-	-	-	30,125.82	Case continues
377	03 6085	1617/2/024	2016/2017	Wildlife and National Parks	10/07/2016	7,150.00	-	-	-	-	7,150.00	-	- Case closed
378	03 8239	1617/2/021	2016/2017	Wildlife and National Parks	04/09/2016	1,690.00	-	-	-	-	1,690.00	-	- Case closed
379	12 8981	1617/2/005	2016/2017	Wildlife and National Parks	15/07/2016	28,560.00	-	-	-	-	-	28,560.00	Case continues
380	14 2071	1617/1/044	2016/2017	Wildlife and National Parks	12/01/2016	11,873.75	-	-	-	-	-	11,873.75	Case continues
381	07 3425	1617/3/013	2016/2017	Environment Affairs	01/11/2016	8,915.20	-	-	-	-	8,915.20	-	- Case closed
382	15 2353	1617/3/017	2016/2017	Tourism	20/11/2016	9,698.48	9,698.48	9,698.48	-	9,698.48	-	-	- Case closed. (Note 7*)
383	15 2491	1617/3/083	2016/2017	National Museum	07/12/2016	8,870.80	-	-	-	-	-	-	8,870.80 Case continues
384	02 7510	1617/3/061	2016/2017	Forestry & Range Resources	22/05/2015	76,380.60	-	-	-	-	-	-	76,380.60 Case continues
385	15 2316	1617/4/033	2016/2017	Wildlife and National Parks	16/08/2015	73,352.61	-	-	-	-	-	-	73,352.61 Case continues
386	16 3474	1718/4/005	2017/2018	Wildlife and National Parks	17/10/2016	991.66	991.66	991.66	-	991.66	-	-	- Case closed
Ministry Total						602,625.26	123,641.54	123,641.54	1,290.00	48,829.14	77,939.86	475,856.26	
INDUSTRIAL COURT													
387	08 3819	1415/3/029	2014/2015	Industrial Court	05/03/2013	7,044.80	-	-	-	-	-	-	7,044.80 Case continues
Ministry Total						7,044.80	-	-	-	-	-	-	7,044.80

STATEMENT OF GOVERNMENT VEHICLE ACCIDENTS FOR FINANCIAL YEAR ENDING 31ST MARCH 2019

TABLE C

Vehicle Reg. Item Number (BX)	CTO Reference Number	Financial Year	Ministry/ Department	Date of Accident	Damage Cost	Initial Surcharge Amount	Final and Adjusted Surcharge Amount	Compensation Claimable from Third Parties	Cummulative Recovery	Amount Charged to Public Funds	Outstanding Balance 31 March 2019	Case Status
REPORTED UNDER PREVIOUS YEAR												
MINISTRY OF YOUTH EMPOWERMENT, SPORT AND CULTURE DEVELOPMENT												
388	12 8734	1415/3/077	2014/2015 Youth	10/12/2014	7,742.30	-	-	-	-	7,742.30	-	- Case closed
389	09 5256	1415/4/011	2014/2015 Youth	27/03/2013	4,817.98	-	-	-	-	4,817.98	-	- Case closed
390	10 7156	1415/4/052	2014/2015 Youth	07/02/2014	23,442.02	5,860.50	5,860.50	-	-	17,581.52	5,860.50	Case continues. Appealed to Public Service Commission 10/04/2017
391	07 3161	1415/2/029	2014/2015 National Library	16/03/2013	16,534.56	-	-	16,534.56	13,000.00	-	-	Recoveries from third party ongoing - Case closed
392	08 4173	1516/1/002	2015/2016 Arts and Culture	22/06/2015	900.00	900.00	900.00	-	900.00	-	-	- Case closed
393	15 3063	1617/2/068	2016/2017 MYSC	11/07/2016	2,643.37	-	-	2,643.37	-	-	2,643.37	Case continues
394	14 0922	1718/3/010	2017/2018 Corporate Services	26/04/2017	21,840.00	-	-	-	-	21,840.00	-	- Case closed
Ministry Total					77,920.23	6,760.50	6,760.50	19,177.93	13,900.00	51,981.80	12,038.43	
MINISTRY OF INFRASTRUCTURE, SCIENCE AND TECHNOLOGY												
395	11 8259	1415/3/069	2014/2015 DBES	18/06/2013	8,848.90	-	-	-	-	8,848.90	-	- Case closed
396	09 6601	1415/2/038	2014/2015 DBES	12/12/2013	2,874.55	-	-	2,874.55	600.00	-	-	Recoveries from third party ongoing
397	10 6751	1516/1/039	2015/2016 DBES	28/11/2014	9,195.20	-	-	-	-	-	9,195.20	Case continues
398	03 8624	1516/4/055	2015/2016 DBES	09/03/2014	3,550.00	-	-	3,550.00	-	-	-	Case continues
399	08 4983	1617/4/030	2016/2017 DBES	13/09/2016	5,094.40	5,094.40	5,094.40	-	-	-	-	Case continues. Appealed to Public Service Commission on 01/08/2018.
400	15 2146	1718/1/024	2017/2018 DBES	13/10/2016	6,720.00	-	-	-	-	-	6,720.00	Case continues
401	15 2146	1718/1/025	2017/2018 DBES	21/08/2016	9,303.84	-	-	9,303.84	-	-	-	Case continues
402	11 8270	1718/3/041	2017/2018 DBES	08/10/2015	19,073.60	-	-	19,073.60	-	-	-	Case continues
403	10 7407	1718/3/054	2017/2018 DBES	24/05/2016	33,771.47	-	-	-	-	-	-	Case continues
404	11 8266	1718/4/029	2017/2018 DBES	31/05/2017	42,229.60	-	-	-	-	-	-	Case continues
Ministry Total					140,661.56	5,094.40	5,094.40	34,801.99	600.00	8,848.90	131,212.66	

STATEMENT OF GOVERNMENT VEHICLE ACCIDENTS FOR FINANCIAL YEAR ENDING 31ST MARCH 2019

TABLE C

Vehicle Item Reg. Number (BX)	CTO Reference Number	Financial Year	Ministry/ Department	Date of Accident	Damage Cost	Initial Surcharge Amount	Final and Adjusted Surcharge Amount	Compensation Claimable from Third Parties	Cummulative Recovery	Amount Charged to Public Funds	Outstanding Balance 31 March 2019	Case Status
REPORTED UNDER PREVIOUS YEAR												
MINISTRY OF TRANSPORT AND COMMUNICATIONS												
405	07 2811	1314/4/049	2014/2015 CTO	02/12/2008	17,861.00	-	-	-	-	17,861.00	-	- Case closed
406	10 6818	1314/3/061	2014/2015 Roads Transport and Safety	08/06/2013	12,237.12	-	-	-	-	12,237.12	-	- Case closed
407	12 8847	1415/1/032	2014/2015 Roads Transport and Safety	13/08/2012	3,869.00	-	-	-	-	3,869.00	-	- Case closed.
408	04 5285	1415/2/034	2014/2015 Roads Transport and Safety	11/04/2014	12,980.80	-	-	-	-	12,980.80	-	- Case closed
409	09 6094	1415/2/031	2014/2015 CTO	11/09/2013	41,326.88	-	-	-	-	41,326.88	-	- Case closed
410	08 3616	1415/2/036	2014/2015 HQ	17/10/2013	2,966.00	-	-	-	-	2,966.00	-	- Case closed
411	07 2868	1415/2/046	2014/2015 CTO	14/01/2014	10,698.52	-	-	-	-	10,698.52	-	- Case closed
412	06 2392	1415/2/053	2014/2015 CTO	17/04/2012	6,641.60	6,641.60	6,641.60	-	196.00	-	6,445.60 Recoveries ongoing	-
413	03 7386	1415/2/051	2014/2015 CTO	18/12/2009	2,120.00	-	-	-	-	2,120.00	-	- Case closed
414	08 4347	1415/2/003	2014/2015 CTO	15/02/2013	8,545.60	-	-	-	-	8,545.60	-	- Case closed
415	04 5112	1415/2/045	2014/2015 CTO	30/04/2013	21,988.76	-	-	-	-	21,988.76	-	- Case closed
416	12 9052	1415/3/008	2014/2015 CTO	26/02/2014	32,167.52	-	-	-	-	32,167.52	-	- Case closed
417	06 2694	1415/3/004	2014/2015 CTO	18/10/2012	30,727.20	-	-	-	-	30,727.20	-	- Case closed
418	06 1981	1415/3/011	2014/2015 CTO	21/01/2014	8,881.60	-	-	-	-	8,881.60	-	- Case closed
419	09 5134	1415/3/054	2014/2015 CTO	06/09/2012	5,949.27	-	-	-	-	5,949.27	-	- Case closed
420	04 5487	1415/3/063	2014/2015 CTO	16/02/2012	7,875.60	-	-	-	-	7,875.60	-	- Case closed
421	12 9391	1415/3/088	2014/2015 CTO	16/12/2012	16,276.51	-	-	-	-	16,276.51	-	- Case closed
422	08 4715	1415/3/141	2014/2015 CTO	30/04/2013	12,040.89	-	-	-	-	12,040.89	-	- Case closed
423	13 0067	1415/3/100	2014/2015 CTO	28/05/2014	82,308.52	-	-	-	-	82,308.52	-	- Case closed
424	09 6546	1415/3/106	2014/2015 CTO	12/05/2014	1,170.00	-	-	-	-	1,170.00	-	- Case closed
425	07 2990	1415/3/132	2014/2015 CTO	20/12/2013	960.00	-	-	-	-	960.00	-	- Case closed
426	09 6502	1415/3/121	2014/2015 CTO	12/05/2014	3,752.08	-	-	-	-	3,752.08	-	- Case closed
427	10 7009	1415/4/030	2014/2015 CTO	27/01/2014	450.00	-	-	-	-	450.00	-	- Case closed

STATEMENT OF GOVERNMENT VEHICLE ACCIDENTS FOR FINANCIAL YEAR ENDING 31ST MARCH 2019

TABLE C

Vehicle Item Reg. Number (BX)	CTO Reference Number	Financial Year	Ministry/ Department	Date of Accident	Damage Cost	Initial Surcharge Amount	Final and Adjusted Surcharge Amount	Compensation Claimable from Third Parties	Cumulative Recovery	Amount Charged to Public Funds	Outstanding Balance 31 March 2019	Case Status
REPORTED UNDER PREVIOUS YEAR												
MINISTRY OF TRANSPORT AND COMMUNICATIONS												
428	09 6064	1415/4/068	2014/2015	CTO	10/04/2014	25,276.31	-	-	-	25,276.31	-	- Case closed
429	13 0479	1415/4/072	2014/2015	CTO	14/06/2014	990.00	-	-	-	990.00	-	- Case closed
430	12 8826	1415/4/084	2014/2015	CTO	15/04/2013	1,260.00	-	-	-	1,260.00	-	- Case closed
431	10 6842	1415/4/087	2014/2015	CTO	20/06/2014	13,200.00	-	-	-	13,200.00	-	- Case closed
432	13 0068	1415/1/021	2014/2015	CTO	20/03/2014	21,902.72	-	-	-	21,902.72	-	- Case closed
433	13 0450	1415/1/038	2014/2015	CTO	05/03/2014	84,987.84	-	-	-	84,987.84	-	- Case closed
434	12 9365	1415/1/013	2014/2015	CTO	23/09/2013	48,401.17	-	48,401.17	-	-	48,401.17	Case continues. Summons issued, third party could not be located.
435	10 7003	1415/3/031	2014/2015	CTO	14/06/2013	2,968.00	-	2,968.00	-	-	2,968.00	Case continues
436	05 1154	1415/4/026	2014/2015	Telecom & Postal Services	14/07/2014	5,107.20	-	5,107.20	1,140.00	-	3,967.20	Recoveries ongoing
437	12 8966	1516/1/004	2015/2016	CTO Pool	09/01/2015	7,100.00	7,100.00	-	-	-	7,100.00	Case continues.
438	11 8232	1415/1/019	2015/2016	CTO	24/06/2014	28,024.60	-	-	-	28,024.60	-	- Case closed
439	12 9365	1415/4/082	2015/2016	CTO	06/08/2013	7,007.63	7,007.63	-	3,505.00	-	3,502.63	Recoveries ongoing
440	08 4818	1516/1/040	2015/2016	Roads	21/03/2014	35,705.60	-	-	-	35,705.60	-	- Case closed
441	09 6067	1516/1/037	2015/2016	CTO	25/11/2014	74,700.00	-	-	-	74,700.00	-	- Case closed
442	14 0985	1516/2/011	2015/2016	CTO	02/12/2014	13,623.87	-	-	-	13,623.87	-	- Case closed
443	08 3604	1516/2/018	2015/2016	CTO	14/12/2013	25,669.28	-	-	-	25,669.28	-	- Case closed
444	10 7050	1516/2/039	2015/2016	Roads	28/02/2013	13,032.49	-	-	-	13,032.49	-	- Case closed
445	08 3719	1516/2/030	2015/2016	Roads	10/03/2013	1,200.00	-	-	-	1,200.00	-	- Case closed
446	11 8199	1516/2/032	2015/2016	CTO Pool	08/08/2012	2,350.00	-	2,350.00	2,350.00	-	-	- Case closed
447	11 8201	1516/2/024	2015/2016	CTO	04/10/2011	1,650.00	-	-	-	1,650.00	-	- Case closed
448	09 6101	1516/1/056	2015/2016	CTO	26/01/2012	7,300.00	-	-	-	7,300.00	-	- Case closed
449	12 9022	1516/2/128	2015/2016	DRTS	11/12/2014	600.00	-	-	-	600.00	-	- Case closed

STATEMENT OF GOVERNMENT VEHICLE ACCIDENTS FOR FINANCIAL YEAR ENDING 31ST MARCH 2019

TABLE C

Vehicle Item Reg. Number (BX)	CTO Reference Number	Financial Year	Ministry/ Department	Date of Accident	Damage Cost	Initial Surcharge Amount	Final and Adjusted Surcharge Amount	Compensation Claimable from Third Parties	Cummulative Recovery	Amount Charged to Public Funds	Outstanding Balance 31 March 2019	Case Status
REPORTED UNDER PREVIOUS YEAR												
MINISTRY OF TRANSPORT AND COMMUNICATIONS												
450 05 1271	1516/2/098	2015/2016	CTO	23/06/2012	17,310.00	-	-	-	-	17,310.00	-	- Case closed
451 07 2868	1516/2/096	2015/2016	CTO	14/01/2014	10,698.52	-	-	-	-	10,698.52	-	- Case closed
452 08 4629	1516/2/089	2015/2016	Roads	30/04/2009	570.00	-	-	-	-	570.00	-	- Case closed
453 13 0240	1516/2/090	2015/2016	Roads	30/08/2013	570.00	-	-	-	-	-	570.00	Case continues
454 03 6169	1516/2/102	2015/2016	CTO	06/09/2012	4,240.00	-	-	-	-	4,240.00	-	- Case closed
455 10 6837	1516/2/168	2015/2016	CTO	05/02/2011	51,656.70	-	-	-	-	51,656.70	-	- Case closed
456 09 5870	1516/3/013	2015/2016	Roads	22/03/2012	18,356.80	-	-	-	-	18,356.80	-	- Case closed
457 99 9412	1516/1/030	2015/2016	CTO	22/12/2014	47,468.00	-	-	-	-	47,468.00	-	- Case closed
458 03 8571	1516/4/014	2015/2016	CTO Pool	12/12/2012	9,600.00	-	-	-	-	9,600.00	-	- Case closed
459 12 8966	1516/4/033	2015/2016	CTO Pool	28/07/2015	1,700.00	-	-	-	-	1,700.00	-	- Case closed
460 03 8621	1516/4/047	2015/2016	Roads	07/05/2014	12,247.50	-	-	-	-	-	12,247.50	Case Continues
461 09 5343	1516/4/035	2015/2016	Roads	24/04/2013	2,850.00	-	-	-	-	2,850.00	-	- Case closed
462 09 6006	1516/4/063	2015/2016	CTO	15/12/2014	18,430.70	-	-	-	-	18,430.70	-	- Case closed
463 13 0070	1516/4/064	2015/2016	CTO	08/09/2015	8,400.00	-	-	-	-	-	8,400.00	Case Continues
464 12 8824	1516/4/060	2015/2016	Roads	18/05/2012	44,745.65	-	-	-	-	-	44,745.65	Case Continues.Hearing held 05/12/2018
465 14 1390	1516/4/071	2015/2016	Roads	06/10/2015	22,883.20	-	-	-	-	-	22,883.20	Case Continues
466 03 8621	1617/1/031	2016/2017	Roads	25/05/2015	12,247.00	-	-	-	-	-	12,247.00	Case Continues
467 14 1957	1617/1/041	2016/2017	CTO	17/12/2014	33,392.47	-	-	-	-	-	33,392.47	Case continues.
468 07 3135	1617/2/019	2016/2017	CTO	09/10/2016	20,840.40	-	-	-	-	-	20,840.40	case continues
469 12 9058	1617/2/012	2016/2017	Roads	16/06/2015	2,932.00	-	-	-	-	-	2,932.00	- Case closed
470 14 1399	1617/2/014	2016/2017	Roads	23/07/2015	14,560.00	-	-	14,560.00	-	-	14,560.00	Case continues
471 12 8966	1617/2/029	2016/2017	CTO Pool	22/01/2016	8,518.50	-	-	-	-	-	8,518.50	Case continues
472 12 9042	1617/2/026	2016/2017	Roads	14/04/2016	12,749.00	-	-	-	-	-	12,749.00	Case continues.
473 11 8158	1617/2/037	2016/2017	CTO	01/06/2015	43,360.80	-	-	-	-	-	43,360.80	Case continues

STATEMENT OF GOVERNMENT VEHICLE ACCIDENTS FOR FINANCIAL YEAR ENDING 31ST MARCH 2019

TABLE C

Vehicle Reg. Item Number (BX)	CTO Reference Number	Financial Year	Ministry/ Department	Date of Accident	Damage Cost	Initial Surcharge Amount	Final and Adjusted Surcharge Amount	Compensation Claimable from Third Parties	Cummulative Recovery	Amount Charged to Public Funds	Outstanding Balance 31 March 2019	Case Status
REPORTED UNDER PREVIOUS YEAR												
MINISTRY OF TRANSPORT AND COMMUNICATIONS												
474 09 5339	1617/2/053	2016/2017	CTO	27/03/2015	30,800.00	-	-	-	-	-	30,800.00	Case continues
475 04 5391	1516/2/052	2016/2017	CTO	14/06/2015	29,904.00	-	-	-	-	-	29,904.00	Case continues
476 13 0167	1617/3/003	2016/2017	Corporate Services	05/10/2015	69,193.60	-	-	-	-	69,193.60	-	Case closed
477 10 8022	1617/2/073	2016/2017	Roads	03/03/2016	66,292.80	-	-	-	-	-	66,292.80	Case continues
478 16 3271	1617/3/048	2016/2017	CTO	21/08/2016	22,232.00	-	-	-	-	-	22,232.00	Case continues
479 04 5359	1617/3/056	2016/2017	CTO	24/03/2016	11,700.00	-	-	-	-	-	11,700.00	Case continues
480 12 8957	1617/4/011	2016/2017	CTO	24/08/2016	5,208.00	-	-	-	-	-	-	Case closed
481 09 6064	1415/4/068	2016/2017	CTO	10/04/2014	25,276.31	-	-	-	-	5,208.00	25,276.31	Case continues
482 02 7486	1617/4/032	2016/2017	CTO	26/02/2016	92,764.00	-	-	-	-	-	92,764.00	Case continues
483 11 8362	1718/1/021	2017/2018	CTO Auto	04/09/2016	7,673.29	-	-	-	-	-	7,673.29	Case continues
484 08 4395	1718/2/002	2017/2018	CTO	07/09/2015	4,256.00	-	-	-	-	-	4,256.00	Case continues
485 09 6054	1718/2/008	2017/2018	Road	31/12/2016	6,283.20	-	-	-	-	6,283.20	-	Case closed
486 13 0482	1718/2/017	2017/2018	DIT	30/11/2016	10,600.00	-	-	-	-	-	10,600.00	Case continues. Ex-employee
487 12 9349	1718/2/028	2017/2018	Roads	02/05/2017	9,016.00	-	-	-	-	-	9,016.00	Case continues
488 13 0049	1718/2/029	2017/2018	CTO	19/03/2017	15,512.00	-	-	15,512.00	-	-	15,512.00	Case continues
489 06 2687	1718/2/046	2017/2018	CTO Pool	12/05/2017	11,354.78	-	-	-	-	-	11,354.78	Case continues
490 17 4565	1718/3/008	2017/2018	CTO	19/06/2017	11,200.00	-	-	-	-	-	11,200.00	Case continues
491 14 1368	1718/3/015	2017/2018	Roads	05/03/2017	44,565.25	-	-	-	-	-	44,565.25	Case continues.
492 12 8520	1718/3/051	2017/2018	CTO Pool	08/08/2017	8,706.31	-	-	-	-	-	8,706.31	Case continues
493 12 8718	1718/4/007	2017/2018	CTO	13/02/2014	9,688.00	-	-	-	-	-	9,688.00	Case continues
494 12 8894	1718/4/009	2017/2018	CTO	29/06/2016	6,400.00	-	-	-	-	-	6,400.00	Case continues
495 13 0452	1718/4/011	2017/2018	CTO	23/08/2017	78,021.37	-	-	-	-	-	78,021.37	Case continues
496 14 0608	1718/4/012	2017/2018	CTO	21/07/2017	153,162.59	-	-	-	-	-	153,162.59	Case continues
497 17 4560	1718/4/019	2017/2018	CTO	13/05/2017	67,424.90	-	-	-	-	-	67,424.90	Case continues. Disciplinary hearing held on 19/12/18
498 14 1140	1718/4/052	2017/2018	CTO	03/02/2017	84,550.00	-	-	-	-	-	84,550.00	Case continues
Ministry Total					2,067,962.82	20,749.23	13,649.23	88,898.37	7,191.00	952,773.10	1,107,998.72	
MINISTRY OF DEFENCE, JUSTICE AND SECURITY												
499 09 6414	1314/4/005	2013/2014	Police	02/03/2012	22,920.00	18,253.20	18,253.20	-	-	4,666.80	18,253.20	Case continues.

STATEMENT OF GOVERNMENT VEHICLE ACCIDENTS FOR FINANCIAL YEAR ENDING 31ST MARCH 2019

TABLE C

Vehicle Item Number (BX)	Reg. Number	CTO Reference Number	Financial Year	Ministry/ Department	Date of Accident	Damage Cost	Initial Surcharge Amount	Final and Adjusted Surcharge Amount	Compensation Claimable from Third Parties	Cummulative Recovery	Amount Charged to Public Funds	Outstanding Balance 31 March 2019	Case Status
REPORTED UNDER PREVIOUS YEAR													
MINISTRY OF DEFENCE, JUSTICE AND SECURITY													
500	12 8616	1314/2/061	2013/2014	Police	30/09/2012	60,910.00	50,269.80	50,269.80	-	-	10,640.20	50,269.80	Case continues. Case referred to Police Council on 15 February 2018 (information was provided in 2018/2019)
501	12 8607	1314/2/060	2013/2014	Police	19/07/2012	44,070.00	40,549.80	40,549.80	-	-	3,520.20	40,549.80	Case continues.
502	04 0107	1415/1/035	2014/2015	Police	15/08/2013	18,887.00	18,887.00	18,887.00	-	11,970.00	-	6,917.00	Recoveries ongoing
503	09 6428	1415/1/007	2014/2015	Police	15/07/2013	19,411.84	-	-	-	-	-	19,411.84	Case continues
504	12 9572	1415/1/012	2014/2015	Police	16/09/2013	1,151.10	-	-	-	-	-	1,151.10	Case continues
505	04 5455	1415/1/046	2014/2015	Police	23/01/2013	30,626.40	30,626.40	30,626.40	-	16,614.00	-	14,012.40	Recoveries ongoing
506	05 1331	1415/2/009	2014/2015	Police	13/01/2014	26,647.50	13,323.75	13,323.75	-	13,323.75	13,323.75	-	Case closed
507	08 3673	1415/1/048	2014/2015	Police	27/08/2012	36,187.64	36,187.64	27,140.75	-	11,325.00	9,046.89	15,815.75	Recoveries ongoing. (Note 8*)
508	03 6036	1415/2/049	2014/2015	Police	13/05/2014	20,970.56	20,970.56	20,970.00	-	20,970.00	0.56	-	Case closed
509	12 8928	1415/3/022	2014/2015	Police	28/06/2013	80,637.00	80,637.00	40,318.50	-	18,240.00	40,318.50	22,078.50	Recoveries ongoing
510	08 4487	1415/3/020	2014/2015	Police	20/07/2013	30,060.80	30,060.80	30,060.80	-	30,060.80	-	-	Case closed
511	00 6434	1415/3/007	2014/2015	Police	21/11/2013	71,082.75	71,082.75	71,082.75	-	23,127.00	-	47,955.75	Recoveries ongoing
512	12 8873	1415/3/005	2014/2015	Police	05/03/2014	66,906.56	66,906.56	66,906.56	-	21,762.00	-	45,144.56	Recoveries ongoing
513	09 5082	1415/3/044	2014/2015	Police	16/03/2012	8,512.00	8,512.00	8,512.00	-	8,512.00	-	-	Case closed
514	12 9048	1415/3/055	2014/2015	Police	20/09/2013	7,334.96	7,334.96	7,334.96	-	7,334.96	-	-	Case closed
515	08 3671	1415/3/010	2014/2015	Police	23/08/2013	13,465.52	13,465.52	13,465.52	-	13,465.52	-	-	Case closed
516	12 9473	1415/3/096	2014/2015	Prisons	24/01/2014	8,325.00	8,325.00	8,325.00	-	8,325.00	-	-	Case closed
517	12 9568	1415/3/094	2014/2015	Police	27/10/2013	12,669.45	12,669.45	12,669.45	-	12,669.45	-	-	Case closed
518	12 9534	1415/4/115	2014/2015	Police	15/03/2013	4,324.32	-	-	-	-	-	4,324.32	Case continues
519	12 8758	1415/3/111	2014/2015	Police	29/05/2013	19,269.14	19,269.14	19,269.14	-	7,437.00	-	11,832.14	Recoveries ongoing
520	12 8848	1415/3/102	2014/2015	Prisons	16/05/2014	15,165.60	15,165.00	15,165.00	-	14,533.00	0.60	632.00	Recoveries ongoing.
521	08 5022	1415/3/116	2014/2015	Police	07/07/2012	11,670.40	10,080.40	10,080.40	-	10,080.40	1,590.00	-	Case closed

STATEMENT OF GOVERNMENT VEHICLE ACCIDENTS FOR FINANCIAL YEAR ENDING 31ST MARCH 2019

TABLE C

Vehicle Item Reg. Number (BX)	CTO Reference Number	Financial Year	Ministry/ Department	Date of Accident	Damage Cost	Initial Surcharge Amount	Final and Adjusted Surcharge Amount	Compensation Claimable from Third Parties	Cumulative Recovery	Amount Charged to Public Funds	Outstanding Balance 31 March 2019	Case Status
REPORTED UNDER PREVIOUS YEAR												
MINISTRY OF DEFENCE, JUSTICE AND SECURITY												
522	04 0450	1415/4/003	2014/2015 Police	31/12/2012	11,625.60	11,625.60	-	-	200.00	-	11,425.60	Recoveries from Ex-employee ongoing, case pursued by Attorney General - Case closed
523	08 5023	1415/4/014	2014/2015 Police	14/08/2013	3,640.00	3,640.00	3,640.00	-	3,640.00	-	-	-
524	08 4639	1415/4/016	2014/2015 Police	13/11/2012	46,916.80	46,916.80	46,916.80	-	26,732.00	-	20,184.80	Recoveries ongoing
525	13 0074	1415/4/031	2014/2015 Police	29/08/2014	5,200.00	5,200.00	5,200.00	-	5,200.00	-	-	Case closed
526	09 5431	1415/4/041	2014/2015 Police	08/06/2014	21,412.15	21,412.15	21,412.15	-	11,324.00	-	10,088.15	Recoveries ongoing
527	08 4750	1415/4/037	2014/2015 Police	10/07/2014	5,936.00	5,936.00	5,936.00	-	5,936.00	-	-	Case closed
528	14 1196	1415/4/070	2014/2015 Police	09/07/2014	43,167.05	43,167.05	43,167.05	-	19,532.00	-	23,635.05	Recoveries ongoing
529	13 0119	1415/4/103	2014/2015 Police	18/04/2014	12,540.00	12,540.00	12,540.00	-	12,540.00	-	-	Case closed
530	13 0120	1415/4/098	2014/2015 Police	08/04/2014	854.70	854.70	854.70	-	-	-	854.70	Case continues.
531	09 5080	1415/4/097	2014/2015 Police	09/01/2013	6,791.00	-	-	-	-	-	6,791.00	Case continues. Ex Police officer. Writ not yet executed as per AGC savingram dated 14/02/2019 - Case closed
532	08 3676	1415/3/114	2014/2015 Police	11/06/2014	20,887.70	20,887.70	20,887.70	-	20,887.70	-	-	-
533	13 0085	1415/3/035	2014/2015 Police	27/09/2013	50,308.16	25,154.08	25,154.08	-	10,500.00	25,154.08	14,654.08	Recoveries ongoing
534	07 3286	0910/4/147	2014/2015 Police	09/08/2008	34,800.00	34,800.00	34,800.00	-	15,368.00	-	19,432.00	Recoveries ongoing
535	08 3667	1213/4/026	2014/2015 Police	08/06/2011	93,066.60	93,066.60	93,066.60	-	17,034.00	-	76,032.60	Recoveries ongoing
536	13 0421	1415/2/012	2014/2015 Police	10/01/2014	19,300.55	4,075.95	4,075.95	-	3,910.00	15,224.60	165.95	Recoveries ongoing
537	12 9552	1314/4/018	2014/2015 Police	11/01/2014	3,696.00	3,696.00	3,696.00	-	2,431.00	-	1,265.00	Recoveries ongoing.
538	05 1355	1415/3/056	2014/2015 Police	06/04/2014	12,286.40	12,286.40	12,286.40	-	12,286.40	-	-	Case closed
539	11 8309	1415/2/027	2014/2015 Police	01/06/2014	19,656.00	19,656.00	19,656.00	-	11,193.00	-	8,463.00	Recoveries ongoing
540	08 4487	1415/3/066	2014/2015 Police	17/03/2014	30,060.80	30,060.80	30,060.80	-	21,586.00	-	8,474.80	Recoveries ongoing
541	12 9078	1415/2/004	2014/2015 Police	01/04/2014	15,198.40	15,198.40	15,198.40	-	15,198.40	-	-	Case closed
542	05 1369	1415/4/024	2014/2015 Police	07/03/2013	11,184.00	11,184.00	11,184.00	-	11,184.00	-	-	Case closed
543	08 5029	1415/1/017	2014/2015 Police	01/06/2013	67,360.16	-	-	67,360.16	3,000.00	64,360.16	-	Case closed

STATEMENT OF GOVERNMENT VEHICLE ACCIDENTS FOR FINANCIAL YEAR ENDING 31ST MARCH 2019

TABLE C

Vehicle Item Reg. Number (BX)	CTO Reference Number	Financial Year	Ministry/ Department	Date of Accident	Damage Cost	Initial Surcharge Amount	Final and Adjusted Surcharge Amount	Compensation Claimable from Third Parties	Cumulative Recovery	Amount Charged to Public Funds	Outstanding Balance 31 March 2019	Case Status
REPORTED UNDER PREVIOUS YEAR												
MINISTRY OF DEFENCE, JUSTICE AND SECURITY												
544	11 8434	1415/3/023	2014/2015	Police	13/01/2013	20,955.20	-	20,955.20	-	20,955.20	-	- Case closed
545	13 0103	1415/3/032	2014/2015	Police	29/10/2013	10,405.90	-	10,405.90	-	-	10,405.90	Case continues
546	12 8573	1415/2/075	2014/2015	Prisons	15/11/2013	20,000.00	-	20,000.00	-	-	20,000.00	Case continues. Settlement agreement reduced from P28 218.40 to P20 000.00 by Broadhurst Magistrate court on 26/06/2017. Item No 581 IN 17/18 ASA (NOTE 10 *)
547	06 2758	1415/4/001	2014/2015	Police	06/09/2013	3,752.00	-	3,752.00	-	-	3,752.00	Case continues. Awaiting judgement.
548	04 5706	1415/4/012	2014/2015	Prisons	30/03/2013	5,801.60	-	5,801.60	400.00	-	5,401.60	Case continues. Payment made April 2016. Garnishee order was applied for it was found that defendant's net salary is P0.00.
549	13 0115	1415/3/124	2014/2015	Police	19/05/2013	5,985.00	-	5,985.00	1,482.00	-	4,503.00	Recoveries from third party ongoing.
550	14 0903	1415/3/120	2014/2015	Prisons	06/07/2014	11,984.04	-	11,984.04	-	-	11,984.04	Summons instituted Case continues. Case pending before magistrate court
551	14 0973	1415/3/129	2014/2015	Police	17/07/2014	10,953.00	-	10,953.00	3,000.00	-	7,953.00	Recoveries from third party ongoing.
552	05 1287	1415/4/076	2014/2015	Police	03/05/2014	9,363.20	-	9,363.20	-	-	9,363.20	Case continues
553	09 5635	1415/4/074	2014/2015	Police	13/10/2014	9,748.73	-	9,748.73	-	-	9,748.73	Case continues
554	08 4772	1415/4/085	2015/2016	Police	09/02/2014	4,600.00	-	4,600.00	250.00	-	4,350.00	Case continues. Recoveries from third party ongoing
555	12 8788	1516/1/007	2015/2016	Police	27/07/2014	14,358.40	-	14,358.40	-	-	14,358.40	Case continues
556	12 8775	1516/1/013	2015/2016	Prisons	08/08/2014	16,646.45	16,646.45	-	11,798.00	-	4,848.45	Recoveries ongoing
557	09 6520	1516/1/012	2015/2016	Police	05/05/2014	18,456.26	9,228.13	-	6,168.00	9,228.13	3,060.13	Recoveries ongoing

STATEMENT OF GOVERNMENT VEHICLE ACCIDENTS FOR FINANCIAL YEAR ENDING 31ST MARCH 2019

TABLE C

Vehicle Item Reg. Number (BX)	CTO Reference Number	Financial Year	Ministry/ Department	Date of Accident	Damage Cost	Initial Surcharge Amount	Final and Adjusted Surcharge Amount	Compensation Claimable from Third Parties	Cummulative Recovery	Amount Charged to Public Funds	Outstanding Balance 31 March 2019	Case Status
REPORTED UNDER PREVIOUS YEAR												
MINISTRY OF DEFENCE, JUSTICE AND SECURITY												
558 06 1985	1516/1/027	2015/2016	Police	05/02/2010	17,340.96	-	-	-	-	17,340.96	-	- Case closed
559 05 1369	1415/4/024	2015/2016	Police	07/03/2013	11,184.00	11,184.00	11,184.00	-	11,184.00	-	-	- Case closed
560 12 9078	1415/2/004	2015/2016	Police	01/04/2014	15,198.40	15,198.40	15,198.40	-	10,998.00	-	4,200.40	Recoveries ongoing
561 08 5029	1516/1/036	2015/2016	Police	11/11/2014	14,542.30	-	-	14,542.30	-	-	14,542.30	Case continues
562 10 6851	1415/1/004	2015/2016	Police	06/01/2014	3,450.00	-	-	3,450.00	-	-	3,450.00	Case continues
563 05 0747	1516/1/028	2015/2016	Police	10/09/2010	1,680.00	-	-	-	-	1,680.00	-	- Case closed
564 06 2215	1516/1/044	2015/2016	Police	02/04/2014	9,605.00	9,605.00	9,605.00	-	9,605.00	-	-	- Case closed
565 14 1692	1516/2/006	2015/2016	Prisons	01/12/2014	5,297.60	5,297.60	5,297.60	-	5,066.60	-	231.00	Recoveries ongoing
566 07 3058	1516/2/001	2015/2016	Police	18/01/2014	24,948.90	-	-	-	-	24,948.90	-	- Case closed
567 12 9141	1516/2/008	2015/2016	Police	04/04/2014	7,994.49	-	-	4,938.55	2,000.00	3,055.94	2,938.55	Recoveries ongoing. Damage costs reduced from P7. 994.49 to P4, 938.55 as settlement agreement
568 11 8342	1516/2/036	2015/2016	Police	07/10/2014	19,318.35	19,318.35	19,318.35	-	10,491.00	-	8,827.35	Recoveries ongoing
569 12 9219	1516/2/034	2015/2016	Police	29/06/2014	197,949.10	197,949.10	108,000.00	-	14,400.00	89,949.10	93,600.00	Recoveries ongoing
570 14 0897	1516/2/033	2015/2016	Prisons	13/04/2015	28,055.55	-	-	-	-	28,055.55	-	- Case closed
571 12 9206	1516/2/040	2015/2016	Prisons	25/01/2013	68,924.80	68,924.80	68,924.80	-	68,924.80	-	-	- Case closed
572 07 3409	1516/2/041	2015/2016	Police	19/12/2012	43,000.00	21,500.00	21,500.00	-	-	43,000.00	-	- Case closed
573 04 0460	1516/2/107	2015/2016	Police	20/01/2011	8,580.00	8,580.00	8,580.00	-	8,580.00	-	-	- Case closed
574 14 0518	1516/2/139	2015/2016	Police	25/03/2015	8,736.00	-	-	8,736.00	8,736.00	-	-	- Case closed
575 12 9252	1516/2/112	2015/2016	Prisons	23/09/2014	40,833.77	40,833.77	40,833.77	-	13,589.00	-	27,244.77	Recoveries ongoing
576 13 0103	1516/2/167	2015/2016	Police	11/03/2015	7,952.00	7,952.00	7,952.00	-	7,952.00	-	-	- Case closed
577 03 4143	1516/2/177	2015/2016	Police	29/10/2010	2,030.00	-	-	-	-	-	2,030.00	Show cause letter written on 23 February 2016
578 06 2692	1516/2/174	2015/2016	Police	13/07/2012	16,040.00	16,040.00	16,040.00	-	13,065.00	-	2,975.00	Recoveries ongoing
579 07 3443	1516/2/131	2015/2016	Police	22/01/2014	4,122.52	4,122.52	4,122.52	-	4,122.50	0.02	-	- Case closed

STATEMENT OF GOVERNMENT VEHICLE ACCIDENTS FOR FINANCIAL YEAR ENDING 31ST MARCH 2019

TABLE C

Vehicle Item Number (BX)	Reg. Number	CTO Reference Number	Financial Year	Ministry/ Department	Date of Accident	Damage Cost	Initial Surcharge Amount	Final and Adjusted Surcharge Amount	Compensation Claimable from Third Parties	Cummulative Recovery	Amount Charged to Public Funds	Outstanding Balance 31 March 2019	Case Status
REPORTED UNDER PREVIOUS YEAR													
MINISTRY OF DEFENCE, JUSTICE AND SECURITY													
580	14 0883	1516/2/182	2015/2016	Police	25/03/2015	23,643.20	-	-	23,643.20	-	-	23,643.20	case continues
581	14 0842	1516/2/164	2015/2016	Police	26/03/2015	9,940.00	-	-	9,940.00	-	-	9,940.00	Case continues
582	12 9057	1516/4/019	2015/2016	Prisons	16/09/2014	1,450.00	1,450.00	1,450.00	-	1,450.00	-	-	Case closed
583	03 7552	1516/4/004	2015/2016	Prisons	17/05/2015	5,500.00	5,500.00	5,500.00	-	5,500.00	-	-	Case closed
584	14 0954	1516/4/026	2015/2016	Police	21/04/2015	22,260.00	22,260.00	22,260.00	-	12,985.00	-	9,275.00	Recoveries ongoing
585	08 3818	1516/4/029	2015/2016	Police	27/04/2015	8,456.00	8,456.00	8,456.00	-	8,225.00	-	231.00	Recoveries ongoing
586	12 9154	1516/4/037	2015/2016	Police	09/06/2015	11,129.44	11,129.44	11,129.44	-	11,129.43	0.01	-	Case closed
587	14 1765	1516/4/048	2015/2016	Police	31/03/2015	23,075.20	23,075.20	23,075.20	-	12,987.00	-	10,088.20	Recoveries ongoing
588	06 2664	1516/4/061	2015/2016	Police	28/09/2009	5,160.00	5,160.00	5,160.00	-	5,160.00	-	-	Case closed
589	12 9566	1516/4/066	2015/2016	Police	17/11/2013	7,268.80	7,268.80	7,268.80	-	7,268.80	-	-	Case closed
590	09 5128	1516/4/054	2015/2016	Police	02/05/2013	31,815.84	15,907.92	15,907.92	-	6,650.00	15,907.92	9,257.92	Recoveries ongoing
591	06 2151	1516/4/062	2015/2016	Police	25/01/2015	38,997.60	-	-	38,997.60	-	-	38,997.60	Case continues
592	12 9007	1516/4/065	2015/2016	Police	09/05/2013	19,939.20	19,939.20	9,969.60	-	5,200.00	9,969.60	4,769.60	Recoveries ongoing. Surcharge reduced by 50% by Accounting Officer.
593	12 8518	1516/4/052	2015/2016	Police	30/09/2015	9,007.60	9,007.60	9,007.60	-	8,283.00	-	724.60	Recoveries ongoing
594	06 2542	1516/4/080	2015/2016	Police	04/04/2015	17,091.20	-	-	17,091.20	-	-	17,091.20	Case continues
595	12 8806	1516/4/078	2015/2016	Police	08/07/2015	2,352.00	-	-	2,352.00	2,352.00	-	-	Case closed
596	08 4983	1516/4/083	2015/2016	Police	01/09/2015	6,977.60	6,977.60	6,977.60	-	6,977.60	-	-	Case closed
597	12 9136	1617/1/006	2016/2017	Police	22/10/2015	10,835.20	-	-	-	-	-	10,835.20	Case continues. Show cause letter written on 31 July 2018
598	14 1300	1516/4/085	2016/2017	Police	17/06/2015	20,749.25	-	-	20,749.25	-	-	20,749.25	case continues
599	14 1491	1617/1/007	2016/2017	Police	15/11/2015	16,222.10	-	-	16,222.10	-	-	16,222.10	case continues

STATEMENT OF GOVERNMENT VEHICLE ACCIDENTS FOR FINANCIAL YEAR ENDING 31ST MARCH 2019

TABLE C

Vehicle Item Number (BX)	Reg. Number	CTO Reference Number	Financial Year	Ministry/ Department	Date of Accident	Damage Cost	Initial Surcharge Amount	Final and Adjusted Surcharge Amount	Compensation Claimable from Third Parties	Cummulative Recovery	Amount Charged to Public Funds	Outstanding Balance 31 March 2019	Case Status
REPORTED UNDER PREVIOUS YEAR													
MINISTRY OF DEFENCE, JUSTICE AND SECURITY													
600	14 1761	1617/1/016	2016/2017	Police	04/01/2015	25,845.60	-	-	-	-	25,845.60	-	Case closed
601	14 1548	1617/1/009	2016/2017	Police	16/04/2015	55,380.08	-	-	55,380.08	-	-	55,380.08	Case continues
602	12 0007	1617/1/022	2016/2017	Police	15-18 /08/2014	4,368.00	-	-	-	-	4,368.00	-	Case closed
603	12 9235	1617/1/012	2016/2017	Police	19/08/2015	30,913.10	15,456.55	15,456.55	-	3,354.00	15,456.55	12,102.55	Recoveries ongoing (NOTE 11*)
604	12 8928	1516/2/045	2016/2017	Police	23/11/2014	6,440.61	-	-	-	-	-	6,440.61	Case continues
605	09 5246	1617/1/024	2016/2017	Prisons	26/06/2015	28,253.74	28,253.74	28,253.74	-	15,314.00	-	12,939.74	Case continues (NOTE 12*)
606	12 9533	1617/1/030	2016/2017	Police	09/05/2013	3,416.00	-	-	-	-	-	3,416.00	Case continues
607	14 1301	1516/4/082	2016/2017	Police	27/11/2015	15,414.56	-	-	-	-	-	15,414.56	Case continues
608	06 2527	1617/1/033	2016/2017	Police	13/09/2014	16,953.90	-	-	-	-	16,953.90	-	Case closed
609	15 2394	1516/4/049	2016/2017	Police	09/12/2015	3,976.00	-	-	-	-	-	3,976.00	Case continues. Show cause letter written on 27 July 2018
610	14 0838	1617/1/037	2016/2017	Police	11/06/2015	4,586.00	-	-	4,586.00	-	-	4,586.00	Case continues
611	14 0625	1617/1/039	2016/2017	Police	08/06/2015	5,241.00	5,241.00	5,241.00	-	5,241.00	-	-	Case closed
612	15 2659	1617/2/040	2016/2017	Police	26/03/2016	40,949.60	-	-	-	-	-	40,949.60	Case continues
613	12 8778	1617/2/043	2016/2017	Police	24/12/2015	11,751.68	11,751.68	-	-	-	11,751.68	-	Case closed
614	07 3451	1617/2/035	2016/2017	Police	03/01/2015	5,284.00	5,284.00	5,284.00	-	3,234.00	-	2,050.00	Recoveries ongoing
615	14 1761	1617/3/010	2016/2017	Police	19/02/2016	25,547.60	-	-	25,547.60	-	-	25,547.60	Case continues
616	14 1503	1617/3/019	2016/2017	Police	17/02/2016	11,430.00	-	-	-	-	11,430.00	-	Case closed
617	14 1408	1617/3/024	2016/2017	Police	05/11/2014	10,696.70	-	-	-	-	10,696.70	-	Case closed
618	12 8543	1617/3/023	2016/2017	Police	23/07/2015	12,801.60	-	-	-	-	-	12,801.60	Case closed
619	15 2588	1617/3/025	2016/2017	Police	13/08/2015	11,161.00	-	-	-	-	-	11,161.00	Case continues. Show cause letter issued on 16/01/2017

STATEMENT OF GOVERNMENT VEHICLE ACCIDENTS FOR FINANCIAL YEAR ENDING 31ST MARCH 2019

TABLE C

Vehicle Item Reg. Number (BX)	CTO Reference Number	Financial Year	Ministry/ Department	Date of Accident	Damage Cost	Initial Surcharge Amount	Final and Adjusted Surcharge Amount	Compensation Claimable from Third Parties	Cummulative Recovery	Amount Charged to Public Funds	Outstanding Balance 31 March 2019	Case Status
REPORTED UNDER PREVIOUS YEAR												
MINISTRY OF DEFENCE, JUSTICE AND SECURITY												
620	14 1533	1617/3/030	2016/2017 Police	01/11/2015	4,910.10	-	-	4,910.10	-	-	4,910.10	case continues. Summons not issued, defendant's whereabouts unknown - Case closed
621	06 2733	1617/3/029	2016/2017 Police	15/02/2016	23,893.30	-	-	-	-	23,893.30	-	- Case closed
622	14 1478	1617/3/033	2016/2017 Police	13/11/2015	11,681.60	-	-	-	-	11,681.60	-	- Case closed
623	12 9127	1617/3/026	2016/2017 Police	17/11/2014	3,450.00	-	-	3,450.00	-	-	3,450.00	Case continues
624	15 2160	1617/3/039	2016/2017 HQ	05/08/2016	3,747.81	-	-	3,747.81	3,747.81	-	-	- Case closed
625	14 1706	1617/3/047	2016/2017 Police	12/06/2015	8,098.16	-	-	-	-	-	8,098.16	Case continues
626	09 5470	1617/3/036	2016/2017 Prisons	20/03/2015	5,591.71	-	-	-	-	-	5,591.71	Case continues
627	13 0434	1617/3/046	2016/2017 Police	28/10/2015	8,825.60	8,825.60	8,825.60	-	2,486.00	-	6,339.60	Recoveries ongoing
628	14 1778	1617/3/037	2016/2017 Police	24/04/2015	20,798.40	-	-	-	-	20,798.40	-	- Case closed
629	12 9226	1617/3/059	2016/2017 Police	11/03/2013	29,115.16	29,115.16	29,115.16	-	29,115.16	-	-	- case closed
630	14 1684	1617/4/005	2016/2017 Prisons	06/09/2016	5,320.00	-	-	-	-	5,320.00	-	- Case closed
631	12 9016	1617/4/006	2016/2017 Police	27/12/2015	53,198.24	-	-	-	-	-	53,198.24	Case continues. Officer appealed to Commissioner of Police on 02 February 2017. NOTE (13*)
632	12 9135	1516/2/065	2016/2017 Police	07/08/2015	14,229.62	-	-	-	-	14,229.62	-	- Case closed
633	15 2574	1617/3/051	2016/2017 Police	15/08/2015	8,680.00	-	-	-	-	-	8,680.00	Case continues. Surcharge show cause letter issued on 17/01/2017
634	14 0640	1617/4/027	2016/2017 Police	06/04/2015	37,114.00	-	-	-	-	-	37,114.00	case continues
635	15 2675	1617/4/024	2016/2017 Police	14/02/2016	72,296.00	-	-	-	-	-	72,296.00	case continues. Show cause letter issued on 22/03/17
636	13 0433	1718/1/008	2017/2018 Police	10/06/2016	15,366.40	15,366.40	15,366.40	-	-	-	15,366.40	Case continues. Show cause letter issued on the 14/07/2017

STATEMENT OF GOVERNMENT VEHICLE ACCIDENTS FOR FINANCIAL YEAR ENDING 31ST MARCH 2019

TABLE C

Item	Vehicle Reg. Number (BX)	CTO Reference Number	Financial Year	Ministry/ Department	Date of Accident	Damage Cost	Initial Surcharge Amount	Final and Adjusted Surcharge Amount	Compensation Claimable from Third Parties	Cummulative Recovery	Amount Charged to Public Funds	Outstanding Balance 31 March 2019	Case Status
REPORTED UNDER PREVIOUS YEAR													
MINISTRY OF DEFENCE, JUSTICE AND SECURITY													
637	14 1299	1718/1/014	2017/2018	Police	27/10/2016	6,608.00	-	-	6,608.00	-	-	6,608.00	Case continues
638	15 2682	1718/1/030	2017/2018	Police	14/09/2016	1,232.00	-	-	1,232.00	-	-	1,232.00	Case continues
639	13 0075	1718/1/031	2017/2018	Police	05/09/2016	10,342.10	10,342.10	10,342.10	-	2,916.00	-	7,426.10	Recoveries ongoing
640	15 2593	1718/1/027	2017/2018	Police	27/01/2017	17,102.40	-	-	-	-	-	17,102.40	Case continues. Show cause letter written on 19 September 2017
641	08 5029	1718/1/028	2017/2018	Police	28/09/2016	6,888.00	-	-	6,888.00	-	-	6,888.00	Case continues
642	12 8806	1718/1/032	2017/2018	Police	06/08/2016	13,731.20	-	-	13,731.20	-	-	13,731.20	Case continues
643	15 2680	1718/1/020	2017/2018	Police	15/04/2016	44,800.00	-	-	-	-	-	44,800.00	Case continues. Show cause letter written on the 20th June 2017.
644	15 2400	1718/1/016	2017/2018	Police	25/08/2016	9,934.40	-	-	-	-	-	9,934.40	Case continues
645	14 0749	1718/1/018	2017/2018	Police	07/09/2016	15,266.40	-	-	15,266.40	-	-	15,266.40	Case continues. Attorney still handling the matter
646	12 8834	1718/1/019	2017/2018	Police	23/09/2016	2,800.00	-	-	2,800.00	-	-	2,800.00	Case continues
647	16 3609	1718/1/017	2017/2018	Police	02/09/2016	7,929.60	-	-	-	-	-	7,929.60	Case continues
648	15 2522	1718/1/023	2017/2018	Police	31/08/2016	10,304.00	-	-	-	-	-	10,304.00	Case continues
649	07 2916	1718/1/036	2017/2018	Police	21/12/2016	4,874.24	-	-	-	-	-	4,874.24	Case continues. Show cause letter issued on the 09/08/2017
650	08 3802	1718/2/006	2017/2018	Police	11/10/2015	7,968.87	7,968.87	7,968.87	-	7,968.87	-	-	Case closed
651	12 9463	1718/2/013	2017/2018	Prisons	22/06/2016	15,600.00	-	-	-	-	-	15,600.00	Case continues
652	12 9421	1718/2/018	2017/2018	Prisons	18/01/2017	28,700.00	-	-	-	-	-	28,700.00	Case continues
653	09 5087	1718/2/020	2017/2018	Police	15/04/2016	20,475.30	-	-	-	-	20,475.30	-	Case closed
654	14 0630	1718/2/022	2017/2018	Police	02/10/2016	9,576.00	9,576.00	9,576.00	-	2,394.00	-	7,182.00	Recoveries ongoing
655	14 1240	1617/3/032	2017/2018	Police	14/07/2015	67,536.00	-	-	-	-	-	67,536.00	Case closed

STATEMENT OF GOVERNMENT VEHICLE ACCIDENTS FOR FINANCIAL YEAR ENDING 31ST MARCH 2019

TABLE C

Vehicle Item Reg. Number (BX)	CTO Reference Number	Financial Year	Ministry/ Department	Date of Accident	Damage Cost	Initial Surcharge Amount	Final and Adjusted Surcharge Amount	Compensation Claimable from Third Parties	Cummulative Recovery	Amount Charged to Public Funds	Outstanding Balance 31 March 2019	Case Status
REPORTED UNDER PREVIOUS YEAR												
MINISTRY OF DEFENCE, JUSTICE AND SECURITY												
656 14 1420	1718/2/023	2017/2018	Police	19/12/2016	14,764.25	-	-	-	-	-	14,764.25	Case continues
657 14 0682	1718/2/024	2017/2018	Police	18/12/2015	15,120.00	-	-	15,120.00	-	-	15,120.00	Case continues. Summons filed on 12 March 2018 (Information was provided in 2018/2019)
658 12 9471	1718/2/043	2017/2018	Prisons	30/06/2015	5,050.00	-	-	-	-	-	5,050.00	Case continues. Appealed to Public Service commission on 10 January 2019
659 15 2578	1718/3/020	2017/2018	Police	20/06/2016	1,422.00	-	-	-	-	-	1,422.00	Case continues
660 15 2536	1718/3/037	2017/2018	Police	30/06/2016	21,134.40	-	-	21,134.40	-	-	21,134.40	Case continues. Attorney still handling the matter - Case closed
661 16 3780	1718/3/033	2017/2018	Police	06/02/2017	14,524.10	-	-	-	-	14,524.10	-	Case closed
662 09 6453	1718/3/044	2017/2018	Police	13/06/2016	9,600.00	-	-	9,600.00	-	-	9,600.00	Case continues
663 14 0747	1718/3/038	2017/2018	Police	29/05/2016	3,850.00	-	-	-	-	-	3,850.00	Case continues. Surcharge letter issued on 28 June 2018 (Information was provided in 2018/2019)
664 15 2508	1718/3/035	2017/2018	Police	01/11/2016	56,112.34	-	-	56,112.34	-	-	56,112.34	Case continues. Summons issued - Case closed
665 15 2555	1718/3/047	2017/2018	Police	06/01/2017	7,880.00	-	-	-	-	7,880.00	-	Case closed
666 14 1710	1718/3/055	2017/2018	Police	27/04/2017	46,011.98	-	-	-	-	-	46,011.98	Case continues
667 15 2190	1718/4/001	2017/2018	Prisons	21/07/2017	6,200.00	-	-	-	-	-	6,200.00	Case continues
668 12 8854	1718/4/004	2017/2018	Prisons	26/10/2017	6,285.00	-	-	-	-	-	6,285.00	Case continues
669 09 6618	1718/3/042	2017/2018	Prisons	09/02/2016	3,136.00	3,136.00	3,136.00	-	786.00	-	2,350.00	Recoveries ongoing
670 14 0676	1718/4/031	2017/2018	Police	04/01/2017	12,625.42	-	-	-	-	-	12,625.42	- Case closed
671 12 8758	1718/4/042	2017/2018	Police	05/03/2015	4,802.56	-	-	-	-	-	4,802.56	- Case closed
672 15 2526	1718/4/034	2017/2018	Police	unknown	5,488.00	-	-	-	-	-	5,488.00	Case continues
673 14 1423	1718/4/033	2017/2018	Police	27/02/2018	4,446.40	-	-	-	-	-	4,446.40	- Case closed

STATEMENT OF GOVERNMENT VEHICLE ACCIDENTS FOR FINANCIAL YEAR ENDING 31ST MARCH 2019

TABLE C

Vehicle Item Reg. Number (BX)	CTO Reference Number	Financial Year	Ministry/ Department	Date of Accident	Damage Cost	Initial Surcharge Amount	Final and Adjusted Surcharge Amount	Compensation Claimable from Third Parties	Cummulative Recovery	Amount Charged to Public Funds	Outstanding Balance 31 March 2019	Case Status
REPORTED UNDER PREVIOUS YEAR												
MINISTRY OF DEFENCE, JUSTICE AND SECURITY												
674	14 1528	1718/4/035	2017/2018	Police	02/10/2016	48,563.20	-	-	-	48,563.20	-	- Case closed
675	13 0459	1718/4/038	2017/2018	Police	06/11/2015	9,251.20	-	9,251.20	-	-	9,251.20	Case continues.
676	14 1296	1718/4/043	2017/2018	Police	01/11/2016	3,024.00	-	3,024.00	-	3,024.00	-	Case closed
677	08 4671	1718/4/032	2017/2018	Police	21/06/2011	48,932.80	-	-	-	48,932.80	-	Case closed
678	14 0928	1718/4/050	2017/2018	Police	19/07/2016	17,512.05	17,512.05	-	17,261.50	-	-	250.55 Recoveries ongoing
679	14 1487	1718/4/053	2017/2018	Police	20/03/2016	16,520.00	-	-	-	-	16,520.00	Case continues
680	12 0010	1718/4/037	2017/2018	Police	22/11/2017	1,120.00	-	1,120.00	-	-	-	Case continues
681	13 0115	1718/4/046	2017/2018	Police	13/01/2016	7,885.92	7,885.92	-	741.00	-	-	Recoveries ongoing
682	10 6897	1718/4/049	2017/2018	Police	18/07/2016	7,054.71	-	-	-	-	-	Case continues
683	08 3655	1718/4/055	2017/2018	Police	18/02/2016	12,689.60	-	-	-	12,689.60	-	Case closed
684	14 1296	1718/4/051	2017/2018	Police	04/01/2017	17,512.05	-	-	-	17,512.05	-	Case closed
Ministry Total						3,565,670.72	1,758,162.36	615,438.56	879,971.45	900,176.05	1,785,523.22	
Sub Total						13,986,214.16	2,612,733.42	2,163,165.93	1,287,452.57	3,083,677.49	9,615,084.10	

REPORTED DURING THE YEAR UNDER REVIEW**MINISTRY OF PRESIDENTIAL AFFAIRS, GOVERNANCE AND PUBLIC ADMINISTRATION**

1	15 2951	1819/1/049	2018/2019	Information Services	26/09/2017	3,360.00	-	3,360.00	-	-	-	Case continues
2	15 2951	1819/2/001	2018/2019	Information Services	11/03/2017	3,920.00	-	3,920.00	-	-	-	Case continues
3	15 2271	1819/2/007	2018/2019	District Administration	07/04/2017	10,244.10	-	-	-	-	-	Case continues
4	09 6462	1819/2/019	2018/2019	District Administration	9/12/2016	33,163.20	-	-	-	-	-	Case continues
5	09 5835	1819/2/036	2018/2019	District Administration	26/01/2017	7,754.25	-	-	-	-	-	Case continues
6	10 7952	1819/2/037	2018/2019	District Administration	13/02/2018	5,964.25	-	-	-	-	-	Case continues
7	08 4303	1819/2/043	2018/2019	Government Printing	20/04/2018	3,835.00	-	-	-	-	-	Case continues
8	08 5042	1617/4/050	2018/2019	Office of the President	23/04/2015	36,407.22	-	-	-	-	-	Case continues
9	16 4123	1819/3/024	2018/2019	Office of the President	04/06/2018	29,810.87	-	-	-	-	-	Case continues

STATEMENT OF GOVERNMENT VEHICLE ACCIDENTS FOR FINANCIAL YEAR ENDING 31ST MARCH 2019

TABLE C

Vehicle Item Number	Reg. Number (BX)	CTO Reference Number	Financial Year	Ministry/ Department	Date of Accident	Damage Cost	Initial Surcharge Amount	Final and Adjusted Surcharge Amount	Compensation Claimable from Third Parties	Cumulative Recovery	Amount Charged to Public Funds	Outstanding Balance 31 March 2019	Case Status
REPORTED DURING THE YEAR UNDER REVIEW													
MINISTRY OF PRESIDENTIAL AFFAIRS, GOVERNANCE AND PUBLIC ADMINISTRATION													
10	09 5530	1819/3/021	2018/2019	NSO	13/08/2018	4,402.40	-	-	-	-	-	4,402.40	Case continues
11	15 2211	1819/4/011	2018/2019	DCEC	21/03/2018	2,760.00	-	-	-	-	-	2,760.00	Case continues
Ministry Total							-	-	7,280.00	-	-	141,621.29	
MINISTRY OF FINANCE AND ECONOMIC DEVELOPMENT													
12	12 8499	1819/1/038	2018/2019	FIA	23/01/2018	3,584.00	-	-	-	-	-	3,584.00	Case continues
13	12 0005	1819/2/042	2018/2019	Corporate Services	11/05/2018	8,467.20	-	-	-	-	-	8,467.20	Case continues
14	08 4421	1819/3/053	2018/2019	Internal Audit	11/07/2018	14,056.00	-	-	-	-	-	14,056.00	Case continues
15	14 1353	1819/2/010	2018/2019	Accountant General	03/03/2017	5,000.00	-	-	5,000.00	-	-	5,000.00	Case continues
Ministry Total							-	-	5,000.00	-	-	31,107.20	
MINISTRY OF EMPLOYMENT LABOUR PRODUCTIVITY AND SKILLS DEVELOPMENT													
16	08 3708	1819/2/005	2018/2019	Labour & Social Security	01/06/2018	1,542.18	-	-	-	-	-	1,542.18	Case continues
17	14 1575	1819/2/038	2018/2019	Skills Development	09/10/2017	40,923.68	-	-	-	-	-	40,923.68	Case continues
18	15 2895	1819/3/051	2018/2019	Skills Development	11/12/2017	7,601.23	-	-	-	-	-	7,601.23	Case continues
19	12 9512	1516/2/077	2018/2019	DTVET	22/10/2013	3,300.00	-	-	-	-	3,300.00	-	case closed.
Ministry Total							-	-	-	-	3,300.00	50,067.09	
MINISTRY OF NATIONALITY, IMMIGRATION AND GENDER AFFAIRS													
20	14 1971	1819/4/021	2018/2019	Immigration	04/09/2017	16,968.00	-	-	-	-	-	16,968.00	Case continues
21	14 1777	1819/2/029	2018/2019	Immigration	28/07/2017	87,412.64	-	-	-	-	-	87,412.64	Case continues
Ministry Total							-	-	-	-	-	104,380.64	

STATEMENT OF GOVERNMENT VEHICLE ACCIDENTS FOR FINANCIAL YEAR ENDING 31ST MARCH 2019

TABLE C

Vehicle Reg. Number (BX)	CTO Reference Number	Financial Year	Ministry/ Department	Date of Accident	Damage Cost	Initial Surcharge Amount	Final and Adjusted Surcharge Amount	Compensation Claimable from Third Parties	Cummulative Recovery	Amount Charged to Public Funds	Outstanding Balance 31 March 2019	Case Status
REPORTED DURING THE YEAR UNDER REVIEW												
MINISTRY OF AGRICULTURAL DEVELOPMENT AND FOOD SECURITY												
22 14 1582	1819/1/017	2018/2019	Crop Production	08/07/2016	5,700.00	-	-	-	-	5,700.00	-	- Case closed
23 14 1085	1819/1/004	2018/2019	Corporate Services	23/02/2018	51,169.74	-	-	-	-	-	51,169.74	Case continues
24 03 8566	1819/1/026	2018/2019	Crop Production	04/10/2017	53,026.70	-	-	-	-	53,026.70	-	- Case closed
25 14 1085	1819/2/044	2018/2019	Corporate Services	03/05/2018	151,207.95	-	-	-	-	-	151,207.95	Case continues
26 16 3961	1819/3/006	2018/2019	Veterinary Services	25/07/2018	4,468.80	-	-	4,468.80	-	-	4,468.80	Case continues. Attorney General has instituted a writ of summons.
27 08 4947	1819/3/008	2018/2019	Corporate Serv	07/09/2016	62,516.37	-	-	-	-	-	62,516.37	Case continues
28 14 1974	1819/3/043	2018/2019	Veterinary Services	15/11/2017	5,430.32	-	-	-	-	-	5,430.32	Case continues
29 16 3254	1819/3/057	2018/2019	Animal Production	06/08/2016	9,506.56	-	-	9,506.56	-	-	9,506.56	Case continues
30 14 1456	1819/4/014	2018/2019	Crop Production	13/12/2016	66,256.00	-	-	66,256.00	-	-	66,256.00	Case continues
31 14 1841	1819/4/018	2018/2019	Agricultural Research	02/02/2018	41,673.96	-	-	-	-	-	41,673.96	Case continues
32 15 3054	1819/4/031	2018/2019	Corporate Serv	23/07/2018	14,450.00	-	-	-	-	-	14,450.00	Case continues
Ministry Total					465,406.40	-	-	80,231.36	-	58,726.70	406,679.70	
MINISTRY OF BASIC EDUCATION												
33 14 1657	1819/3/035	2018/2019	Corporate Services	12/12/2017	25,071.08	-	-	-	-	-	25,071.08	Case continues
34 07 3397	1819/3/042	2018/2019	Primary Education	23/09/2016	60,260.93	-	-	-	-	-	60,260.93	Case continues. Disciplinary hearing conducted on 12/12/18
35 17 0033	1819/3/037	2018/2019	Corporate Services	29/03/2018	459,883.31	-	-	-	-	-	459,883.31	Case continues
36 08 3915	1819/2/004	2018/2019	Corporate Services	24/10/2017	64,800.44	-	-	-	-	64,800.44	-	- Case closed
Ministry Total					610,015.76	-	-	-	-	64,800.44	545,215.32	

STATEMENT OF GOVERNMENT VEHICLE ACCIDENTS FOR FINANCIAL YEAR ENDING 31ST MARCH 2019

TABLE C

Vehicle Item Number (BX)	Reg. Number	CTO Reference Number	Financial Year	Ministry/ Department	Date of Accident	Damage Cost	Initial Surcharge Amount	Final and Adjusted Surcharge Amount	Compensation Claimable from Third Parties	Cummulative Recovery	Amount Charged to Public Funds	Outstanding Balance 31 March 2019	Case Status
REPORTED DURING THE YEAR UNDER REVIEW													
MINISTRY OF INVESTMENT, TRADE AND INDUSTRY													
37	08 4389	1819/2/027	2018/2019	International Trade	19/04/2017	20,550.00	-	-	-	-	-	20,550.00	Case continues
38	10 6699	1819/4/025	2018/2019	Trade and Consumer Affairs	20/10/2016	64,475.98	-	-	-	-	-	64,475.98	Case continues
Ministry Total						85,025.98	-	-	-	-	-	85,025.98	
MINISTRY OF LOCAL GOVERNMENT AND RURAL DEVELOPMENT													
39	14 1298	1819/1/013	2018/2019	Tribal Administration	13/07/2017	4,000.00	-	-	-	-	-	4,000.00	Case continues
40	12 8828	1819/1/031	2018/2019	Social Protection	09/10/2017	10,932.35	-	-	10,932.35	-	-	10,932.35	Case continues
41	17 4687	1819/2/006	2018/2019	Tribal Administration	28/08/2017	84,914.14	-	-	-	-	-	84,914.14	Case continues
42	14 2033	1819/3/012	2018/2019	Tribal Administration	03/12/2015	70,705.60	-	-	-	-	-	70,705.60	Case continues
43	17 4495	1819/3/010	2018/2019	Tribal Administration	08/08/2017	8,229.76	-	-	-	-	-	8,229.76	Case continues
44	08 0036	1819/4/010	2018/2019	Corporate Services	26/09/2017	3,180.00	-	-	-	-	-	3,180.00	Case continues
45	12 9083	1819/4/009	2018/2019	Corporate Services	29/09/2017	12,443.20	-	-	-	-	-	12,443.20	Case continues
46	14 1781	1819/4/022	2018/2019	Corporate Services	03/12/2016	14,789.60	-	-	-	-	-	14,789.60	Case continues
47	08 4435	1819/4/024	2018/2019	Corporate Services	25/10/2017	19,897.92	-	-	19,897.92	-	-	19,897.92	Case continues
Ministry Total						229,092.57	-	-	30,830.27	-	-	229,092.57	
MINISTRY OF MINERAL RESOURCES GREEN TECHNOLOGY AND ENERGY SECURITY													
48	15 2138	1819/2/020	2018/2019	Energy	15/06/2018	5,544.00	-	-	-	-	-	5,544.00	Case continues.Surcharge letter issued on 19/06/2019
49	15 2159	1819/3/016	2018/2019	Dimond Hub	24/09/2018	2,632.00	2,632.00	2,632.00	-	2,632.00	-	-	- Case Closed
Ministry Total						8,176.00	2,632.00	2,632.00	-	2,632.00	-	5,544.00	
MINISTRY OF HEALTH AND WELLNESS													
50	08 4441	1819/1/021	2018/2019	Clinical Services	26/07/2017	4,076.80	-	-	-	-	-	4,076.80	Case continues

STATEMENT OF GOVERNMENT VEHICLE ACCIDENTS FOR FINANCIAL YEAR ENDING 31ST MARCH 2019

TABLE C

Item Number	Vehicle Reg. Number (BX)	CTO Reference Number	Financial Year	Ministry/ Department	Date of Accident	Damage Cost	Initial Surcharge Amount	Final and Adjusted Surcharge Amount	Compensation Claimable from Third Parties	Cummulative Recovery	Amount Charged to Public Funds	Outstanding Balance 31 March 2019	Case Status
REPORTED DURING THE YEAR UNDER REVIEW													
MINISTRY OF HEALTH AND WELLNESS													
51	10 7256	1819/1/019	2018/2019	Clinical Services	04/10/2017	11,637.00	-	-	-	-	-	11,637.00	Case continues
52	11 8133	1819/1/009	2018/2019	Clinical Services	23/04/2017	19,600.00	-	-	19,600.00	-	-	19,600.00	Case continues. Attorney General has issued summons
53	08 4439	1819/1/018	2018/2019	Clinical	09/03/2016	4,936.26	-	-	-	-	-	4,936.26	Case continues
54	16 3690	1819/1/008	2018/2019	Clinical	11/12/2017	3,483.20	-	-	-	-	-	3,483.20	Case continues
55	16 4106	1819/1/006	2018/2019	Clinical	12/01/2018	10,467.69	-	-	-	-	-	10,467.69	Case continues
56	15 2116	1819/1/003	2018/2019	Clinical	01/07/2017	17,027.90	-	-	-	-	-	17,027.90	Case continues
57	08 4873	1819/1/038	2018/2019	Clinical Services	27/02/2018	28,846.00	-	-	-	-	-	28,846.00	Case continues
58	16 3939	1819/1/040	2018/2019	Clinical	15/12/2017	21,875.84	-	-	-	-	-	21,875.84	Case continues
59	16 3284	1819/1/037	2018/2019	Clinical Services	12/12/2017	15,300.00	-	-	-	-	-	15,300.00	Case continues
60	12 9519	1819/1/044	2018/2019	Clinical	05/08/2016	9,856.00	-	-	-	-	-	9,856.00	Case continues
61	12 9366	1819/1/045	2018/2019	Clinical	29/04/2013	38,717.77	-	-	-	-	-	38,717.77	Case continues
62	15 2843	1819/1/048	2018/2019	Clinical	06/07/2017	6,160.00	-	-	6,160.00	-	-	6,160.00	Case continues
63	09 6094	1819/2/009	2018/2019	Clinical Services	19/10/2015	67,215.85	-	-	-	-	-	67,215.85	Case continues
64	16 3529	1819/2/013	2018/2019	Clinical	04/01/2018	3,665.60	-	-	-	-	-	3,665.60	Case continues
65	16 4372	1819/2/028	2018/2019	Clinical Services	09/03/2018	10,640.00	-	-	10,640.00	-	-	10,640.00	Case continues
66	15 2748	1819/2/030	2018/2019	Clinical Services	13/04/2018	4,421.70	-	-	-	-	-	4,421.70	Case continues
67	16 3707	1819/3/007	2018/2019	Clinical Services	15/08/2017	3,850.00	-	-	-	-	-	3,850.00	Case continues
68	16 3543	1819/3/033	2018/2019	Corporate Services	08/09/2016	9,542.85	-	-	-	-	-	9,542.85	Case continues
69	14 2063	1819/3/020	2018/2019	Aids Prevention & Care	22/03/2018	8,000.00	-	-	-	-	-	8,000.00	Case continues
70	13 0016	1819/3/038	2018/2019	Clinical Services	25/11/2015	28,460.21	-	-	-	-	-	28,460.21	Case continues

STATEMENT OF GOVERNMENT VEHICLE ACCIDENTS FOR FINANCIAL YEAR ENDING 31ST MARCH 2019

TABLE C

Vehicle Item Reg. Number (BX)	CTO Reference Number	Financial Year	Ministry/ Department	Date of Accident	Damage Cost	Initial Surcharge Amount	Final and Adjusted Surcharge Amount	Compensation Claimable from Third Parties	Cumulative Recovery	Amount Charged to Public Funds	Outstanding Balance 31 March 2019	Case Status
REPORTED DURING THE YEAR UNDER REVIEW												
MINISTRY OF HEALTH AND WELLNESS												
71	15 2355	1819/3/059	2018/2019	National Aids & Health Promotion Agency	18/01/2017	3,240.16	-	-	-	-	3,240.16	Case continues
72	16 3638	1819/3/050	2018/2019	Corporate Services	23/08/2017	19,046.68	-	-	-	-	19,046.68	Case continues
73	18 5095	1819/3/049	2018/2019	HIV/AIDS Prevention Care	04/09/2018	3,796.80	-	-	-	-	3,796.80	Case continues
74	11 8129	1819/3/054	2018/2019	Princess Marina Hospital	25/05/2018	3,920.00	-	-	-	-	3,920.00	Case continues
75	09 6303	1819/3/055	2018/2019	Clinical	06/07/2018	21,616.00	-	-	-	-	21,616.00	Case continues
76	14 0765	1819/4/001	2018/2019	Clinical	07/02/2018	33,605.00	-	-	-	-	33,605.00	Case continues
77	16 3347	1819/3/044	2018/2019	Clinical	15/09/2016	28,852.61	-	-	-	-	28,852.61	Case continues
78	10 7402	1819/3/036	2018/2019	Clinical	20/06/2016	17,151.00	-	-	-	-	17,151.00	Case continues
79	12 9494	1819/4/012	2018/2019	Clinical	24/11/2015	97,613.24	-	-	-	-	97,613.24	Case continues
80	12 9281	1819/4/016	2018/2019	Clinical	11/08/2017	44,788.07	-	-	-	-	44,788.07	Case continues
81	15 2633	1819/4/015	2018/2019	Clinical	10/03/2018	21,581.53	-	-	-	-	21,581.53	Case continues
82	10 7621	1819/4/017	2018/2019	Clinical	11/01/2018	2,553.60	-	-	-	-	2,553.60	Case continues
83	15 2814	1819/4/029	2018/2019	Clinical	18/06/2018	58,052.96	-	-	-	-	58,052.96	Case continues
84	11 8129	1617/4/041	2018/2019	Clinical	10/11/2016	31,124.80	-	31,124.80	-	-	31,124.80	Case continues
85	08 4441	1819/4/033	2018/2019	Clinical	20/02/2018	12,034.40	-	-	-	-	12,034.40	Case continues
Ministry Total						726,757.52	-	67,524.80	-	-	726,757.52	
ATTORNEY GENERALS CHAMBERS												
86	10 6794	1819/3/011	2018/2019	Attorney General	02/02/2018	5,412.76	-	5,412.76	-	-	5,412.76	Case continues
87	10 6786	1819/4/008	2018/2019	Attorney General	16/03/2018	11,810.67	-	11,810.67	-	-	11,810.67	Case continues
Ministry Total						17,223.43	-	17,223.43	-	-	17,223.43	

STATEMENT OF GOVERNMENT VEHICLE ACCIDENTS FOR FINANCIAL YEAR ENDING 31ST MARCH 2019

TABLE C

Item	Vehicle Reg. Number (BX)	CTO Reference Number	Financial Year	Ministry/ Department	Date of Accident	Damage Cost	Initial Surcharge Amount	Final and Adjusted Surcharge Amount	Compensation Claimable from Third Parties	Cummulative Recovery	Amount Charged to Public Funds	Outstanding Balance 31 March 2019	Case Status
REPORTED DURING THE YEAR UNDER REVIEW													
INDEPENDENT ELECTORAL COMMISSION													
88	12 8841	1819/1/011	2018/2019	Elections	24/11/2017	6,552.00	-	-	6,552.00	-	-	6,552.00	Case continues
89	09 5881	1819/1/016	2018/2019	Elections	21/11/2017	4,450.47	-	-	4,450.47	2,000.00	-	2,450.47	Case continues. Recoveries from third party ongoing
90	16 4018	1819/3/013	2018/2019	Elections	19/06/2018	5,104.96	-	-	-	-	-	5,104.96	Case continues
91	15 2966	1819/3/014	2018/2019	Elections	19/06/2018	3,844.14	-	-	-	-	-	3,844.14	Case continues
Ministry Total						19,951.57	-	-	11,002.47	2,000.00	-	17,951.57	
MINISTRY OF LAND MANAGEMENT WATER AND SANITATION SERVICES													
92	11 8318	1819/1/012	2018/2019	Water Affairs	18/10/2017	10,912.00	-	-	-	-	-	10,912.00	Case continues
93	15 2153	1819/1/050	2018/2019	Lands	24/02/2017	4,984.00	-	-	4,984.00	-	-	4,984.00	Case continues
94	09 6300	1819/2/003	2018/2019	Surveys and Mapping	08/02/2017	3,528.00	-	-	-	-	-	3,528.00	Case continues. Show cause letter written 20 September 2018
Ministry Total						19,424.00	-	-	4,984.00	-	-	19,424.00	
MINISTRY OF ENVIRONMENT, NATURAL RESOURCES CONSERVATION AND TOURISM													
95	15 2497	1819/1/043	2018/2019	Forestry and Range Resources	06/03/2017	90,476.95	-	-	-	-	-	90,476.95	Case continues
96	14 0813	1819/2/012	2018/2019	Forestry and Range Resources	10/10/2015	63,540.00	-	-	-	-	-	63,540.00	Case continues
97	08 4528	1819/2/011	2018/2019	Forestry and Range Resources	10/08/2015	42,224.00	-	-	-	-	-	42,224.00	Case continues
98	13 0037	1819/2/022	2018/2019	Meteorological Services	21/03/2018	27,510.00	-	-	-	-	-	27,510.00	Case continues
99	15 2854	1819/2/032	2018/2019	Wildlife and National Parks	09/01/2018	20,684.61	-	-	-	-	-	20,684.61	Case continues
100	15 2842	1819/2/031	2018/2019	Wildlife and National Parks	10/06/2016	4,922.40	-	-	-	-	-	4,922.40	Case continues
101	08 4188	1819/2/026	2018/2019	Corporate Services	06/06/2016	3,136.00	-	-	-	-	-	3,136.00	Case continues

STATEMENT OF GOVERNMENT VEHICLE ACCIDENTS FOR FINANCIAL YEAR ENDING 31ST MARCH 2019

TABLE C

Vehicle Item Reg. Number (BX)	CTO Reference Number	Financial Year	Ministry/ Department	Date of Accident	Damage Cost	Initial Surcharge Amount	Final and Adjusted Surcharge Amount	Compensation Claimable from Third Parties	Cummulative Recovery	Amount Charged to Public Funds	Outstanding Balance 31 March 2019	Case Status
REPORTED DURING THE YEAR UNDER REVIEW												
MINISTRY OF ENVIRONMENT, NATURAL RESOURCES CONSERVATION AND TOURISM												
102	10 7988	1819/2/033	Wildlife and National Parks	31/10/2016	8,461.60	-	-	-	-	-	8,461.60	Case continues
103	15 2313	1819/2/035	Wildlife and National Parks	29/09/2017	13,045.52	-	-	-	-	13,045.52	-	Case closed
104	05 1300	1819/2/034	Wildlife and National Parks	04/10/2017	3,259.90	-	-	-	-	-	3,259.90	Case continues
105	08 3647	1819/2/039	Wildlife and National Parks	14/04/2017	19,174.40	-	-	-	-	-	19,174.40	Case continues
106	15 2839	1819/2/040	Wildlife and National Parks	26/11/2017	26,496.03	-	-	-	-	-	26,496.03	Case continues
107	14 1947	1819/3/005	Wildlife and National Parks	23/03/2018	2,777.60	-	-	-	-	-	2,777.60	Case continues
108	08 4935	1819/3/009	Meteorological Services	20/04/2017	9,168.32	-	-	9,168.32	-	-	9,168.32	Case continues
109	07 2859	1819/3/040	Meteorological Services	16/04/2018	11,032.78	-	-	-	-	-	11,032.78	Case continues
110	15 2288	1819/3/015	Wildlife and National Parks	03/07/2015	25,050.00	-	-	-	-	-	25,050.00	Case continues
111	15 2329	1819/3/052	Meteorological Services	21/06/2018	10,332.00	-	-	-	-	-	10,332.00	Case continues
112	15 2337	1819/4/004	Wildlife and National Parks	21/11/2017	7,869.12	-	-	-	-	-	7,869.12	Case continues
113	14 2106	1819/4/003	Wildlife and National Parks	11/10/2018	12,850.00	-	-	-	-	-	12,850.00	Case continues
114	09 6384	1819/2/008	Wildlife and National Parks	19/12/2013	25,267.20	-	-	-	-	-	25,267.20	Case continues
115	15 2337	1819/4/004	Wildlife and National Parks	21/11/2017	7,869.12	-	-	-	-	-	7,869.12	Case continues
Ministry Total					435,147.55	-	-	9,168.32	-	13,045.52	422,102.03	
MINISTRY OF YOUTH EMPOWERMENT, SPORT AND CULTURE DEVELOPMENT												
116	14 0776	1819/1/001	Corporate Services	29/11/2017	70,090.15	-	-	70,090.15	-	-	-	Case continues
117	15 2922	1819/1/030	Corporate Services	01/09/2017	13,791.00	-	-	-	-	-	13,791.00	Case continues

STATEMENT OF GOVERNMENT VEHICLE ACCIDENTS FOR FINANCIAL YEAR ENDING 31ST MARCH 2019

TABLE C

Item	Vehicle Reg. Number (BX)	CTO Reference Number	Financial Year	Ministry/ Department	Date of Accident	Damage Cost	Initial Surcharge Amount	Final and Adjusted Surcharge Amount	Compensation Claimable from Third Parties	Cummulative Recovery	Amount Charged to Public Funds	Outstanding Balance 31 March 2019	Case Status
REPORTED DURING THE YEAR UNDER REVIEW													
MINISTRY OF YOUTH EMPOWERMENT,SPORT AND CULTURE DEVELOPMENT													
118	15 3068	1617/4/046	2018/2019	HQ	25/08/2018	3,573.53	-	-	-	-	3,573.53	-	- case closed. Case was omitted in Annual Statement of Accounts 2016/2017.
119	09 5256	1415/4/011	2018/2019	HQ	27/03/2013	4,817.98	-	-	-	-	4,817.98	-	- case closed. Case was omitted in Annual Statement of Accounts 2014/2015.
120	15 2229	1819/3/047	2018/2019	Youth Sports culture	26//06/2018	21,823.40	-	-	-	-	-	21,823.40	Case continues
121	16 3148	1819/3/056	2018/2019	Pensions	29/08/2018	22,100.00	-	-	-	-	-	22,100.00	Case continues
Ministry Total						136,196.06	-	-	70,090.15	-	8,391.51	127,804.55	
MINISTRY OF INFRASTRUCTURE AND HOUSING DEVELOPMENT													
122	03 4257	1819/1/007	2018/2019	DBES	06/10/2017	2,324.00	-	-	-	-	-	2,324.00	Case continues
123	17 0022	1819/3/004	2018/2019	HQ	12/03/2018	219,838.12	-	-	-	-	219,838.12	-	- case closed
Ministry Total						222,162.12	-	-	-	-	219,838.12	2,324.00	
MINISTRY OF TRANSPORT AND COMMUNICATIONS													
124	16 4324	1819/1/039	2018/2019	CTO	28/02/2017	2,699.20	-	-	2,699.20	-	-	2,699.20	Case continues
125	12 9144	1819/1/036	2018/2019	CTO	23/04/2017	68,760.93	-	-	-	-	-	68,760.93	Case continues
126	12 8892	1819/1/052	2018/2019	CTO	29/08/2017	28,265.00	-	-	-	-	-	28,265.00	Case continues
127	17 4684	1819/1/051	2018/2019	CTO	22/07/2017	3,055.00	-	-	-	-	-	3,055.00	Case continues
128	04 5284	1819/1/046	2018/2019	CTO	29/11/2017	11,246.05	-	-	-	-	-	11,246.05	Case continues
129	16 4259	1819/2/002	2018/2019	CTO	27/05/2017	10,150.00	-	-	-	-	-	10,150.00	Case continues
130	13 0197	1819/3/041	2018/2019	CTO	21/09/2017	17,696.00	-	-	-	-	17,696.00	-	- Case closed
131	17 4487	1819/3/025	2018/2019	Information Technology	03/07/2018	1,454.80	-	-	1,454.80	1,454.80	-	-	- Case closed
132	17 0031	1819/3/017	2018/2019	Corporate Services	05/06/2018	46,757.40	-	-	46,757.40	-	-	46,757.40	Case continues
133	14 1228	1819/3/039	2018/2019	Roads	23/08/2018	3,559.36	-	-	-	-	-	3,559.36	Case continues

STATEMENT OF GOVERNMENT VEHICLE ACCIDENTS FOR FINANCIAL YEAR ENDING 31ST MARCH 2019

TABLE C

Vehicle Reg. Number (BX)	CTO Reference Number	Financial Year	Ministry/ Department	Date of Accident	Damage Cost	Initial Surcharge Amount	Final and Adjusted Surcharge Amount	Compensation Claimable from Third Parties	Cummulative Recovery	Amount Charged to Public Funds	Outstanding Balance 31 March 2019	Case Status
REPORTED DURING THE YEAR UNDER REVIEW												
MINISTRY OF TRANSPORT AND COMMUNICATIONS												
134	12 8537	1819/4/002	2018/2019	CTO	31/03/2018	35,145.39	-	-	-	-	35,145.39	Case continues
135	09 6261	1819/2/046	2018/2019	CTO	12/05/2017	11,354.78	-	11,354.78	-	-	11,354.78	Case continues
136	17 4638	1819/4/019	2018/2019	CTO	29/06/2018	780.00	-	-	-	-	780.00	Case continues
137	17 4562	1819/4/027	2018/2019	CTO	20/11/2018	6,600.00	-	-	-	6,600.00	-	case closed
138	08 4252	1819/4/028	2018/2019	Roads	18/08/2018	11,400.00	-	11,400.00	-	-	11,400.00	Case continues
139	12 8824	1819/3/058	2018/2019	Roads	11/12/2016	4,900.00	-	-	-	-	4,900.00	Case continues
Ministry Total						263,823.91	-	73,666.18	1,454.80	24,296.00	238,073.11	
MINISTRY OF DEFENCE, JUSTICE AND SECURITY												
140	14 1297	1718/4/054	2018/2019	Police	19/05/2016	22,951.04	-	-	-	22,951.04	-	Case closed
141	17 4488	1819/1/005	2018/2019	Corporate Services	03/09/2017	1,624.00	-	-	-	1,624.00	-	Case closed
142	14 1588	1819/1/002	2018/2019	HQ	03/02/2018	22,601.60	-	-	-	22,601.60	-	Case closed
143	12 9197	1819/1/010	2018/2019	Prisons	26/10/2015	2,128.00	-	-	-	-	2,128.00	Case continues
144	07 3395	1819/1/022	2018/2019	Prisons	11/07/2013	7,504.00	-	-	-	-	7,504.00	Case continues
145	14 1588	1819/1/029	2018/2019	HQ	09/02/2018	7,180.00	-	-	-	-	7,180.00	Case continues
146	14 0899	1819/1/035	2018/2019	Prisons	13/07/2017	14,560.00	-	-	-	-	14,560.00	Case continues
147	15 2393	1819/1/028	2018/2019	Police	12/11/2016	10,375.68	-	-	-	10,375.68	-	Case closed
148	15 2393	1819/1/027	2018/2019	Police	03/09/2016	10,375.68	-	-	-	10,375.68	-	Case closed
149	09 5244	1819/1/047	2018/2019	Prisons	12/09/2017	7,213.47	-	7,213.47	-	-	7,213.47	Case continues
150	14 1387	1819/2/018	2018/2019	HQ	06/06/2018	3,200.00	-	3,200.00	-	-	3,200.00	Case continues
151	13 0089	1819/3/019	2018/2019	Police	08/08/2017	9,350.00	-	-	-	-	9,350.00	Case continues. Show cause letter written on 03 December 2018.

STATEMENT OF GOVERNMENT VEHICLE ACCIDENTS FOR FINANCIAL YEAR ENDING 31ST MARCH 2019

TABLE C

Vehicle Item Number (BX)	Reg. Reference Number	CTO Number	Financial Year	Ministry/ Department	Date of Accident	Damage Cost	Initial Surcharge Amount	Final and Adjusted Surcharge Amount	Compensation Claimable from Third Parties	Cumulative Recovery	Amount Charged to Public Funds	Outstanding Balance 31 March 2019	Case Status
REPORTED DURING THE YEAR UNDER REVIEW													
MINISTRY OF DEFENCE, JUSTICE AND SECURITY													
152	16	3924	1819/3/027	2018/2019	Police	25/12/2017	67,500.00	-	-	-	-	67,500.00	Case continues. Show cause letter written on 03 December 2018.
153	14	1910	1819/3/022	2018/2019	Police	02/03/2018	16,721.05	-	16,721.05	-	-	16,721.05	Case continues
154	15	2448	1819/3/028	2018/2019	Police	03/02/2018	19,544.25	-	-	-	-	19,544.25	Case continues
155	17	4696	1819/3/018	2018/2019	Police	08/12/2017	2,800.00	-	2,800.00	-	-	2,800.00	Case continues
156	15	2620	1819/3/031	2018/2019	Police	11/01/2018	1,150.00	-	-	-	1,150.00	-	Case closed
157	17	4781	1819/3/029	2018/2019	Police	28/08/2018	3,950.00	-	3,950.00	-	-	3,950.00	Case continues
158	14	1522	1819/3/030	2018/2019	Police	28/03/2018	60,520.00	-	60,520.00	-	-	60,520.00	Case continues
159	12	9485	1819/3/045	2018/2019	Police	08/09/2017	20,476.70	-	-	-	20,476.70	-	Case closed
160	18	5105	1819/3/048	2018/2019	Police	19/07/2018	186.40	-	-	-	-	186.40	Case continues
161	15	2466	1819/4/005	2018/2019	Police	Unknown	1,724.82	-	-	-	-	1,724.82	Case continues
162	14	0544	1819/3/026	2018/2019	Police	13/05/2016	23,255.55	-	-	-	-	23,255.55	Case continues. Surcharge letter written 06 December 2018.
163	13	0454	1819/4/020	2018/2019	Police	17/06/2018	5,000.10	-	-	-	-	5,000.10	Case continues
164	10	6646	1819/4/023	2018/2019	Prisons	unknown	6,473.38	-	-	-	-	6,473.38	Case continues

STATEMENT OF GOVERNMENT VEHICLE ACCIDENTS FOR FINANCIAL YEAR ENDING 31ST MARCH 2019

TABLE C

Vehicle Item Number	Reg. Reference Number (BX)	CTO Financial Year	Ministry/ Department	Date of Accident	Damage Cost	Initial Surcharge Amount	Final and Adjusted Surcharge Amount	Compensation Claimable from Third Parties	Cumulative Recovery	Amount Charged to Public Funds	Outstanding Balance 31 March 2019	Case Status
REPORTED DURING THE YEAR UNDER REVIEW												
MINISTRY OF DEFENCE, JUSTICE AND SECURITY												
165	16 4171	1819/4/030	Directorate of Public Prosecutions	31/10/2018	5,200.00	-	-	-	-	-	5,200.00	Case continues
Ministry Total					353,565.72	-	-	94,404.52	-	89,554.70	264,011.02	
Sub Total					3,922,444.81	2,632.00	2,632.00	471,405.50	6,086.80	481,952.99	3,434,405.02	
GRAND TOTAL					17,908,658.97	2,615,365.42	2,386,708.28	2,634,571.43	1,293,539.37	3,565,630.48	13,049,489.12	

NOTES: (Previous Years Cases)

						Item Number	Details
1*	14 0561	1617/2/056	2016/2017	Crop Production	1/3/2016	80	Initial surcharge of P34 070.40 was reduced by 25%. Item No 69 in 17/18 ASA
2*	07 3392	1314/2/114	2013/2014	Basic Education	17/03/2013	94	Recoveries were omitted in 17/18 ASA
3	12 9440	1617/4/020	2016/2017	Administration of Justice	24/04/2015	321	Case was listed under Department of Police instead of AOJ
4*	14 0815	1718/1/033	2017/2018	MOFAIC (Corporate Services)	04/04/2014	337	Case was listed under Ministry of Health instead of Ministry of International Affairs and Cooperation
5*	03 7576	1617/1/032	2016/2017	Water Affairs	20/05/2008	351	Case transferred from Ministry of Mineral Resources Green Technology and Energy Security to Ministry of Land Management and Water Sanitations
6*	13 0178	1617/2/027	2016/2017	Geological Survey	16/09/2015	353	Case transferred from Ministry of Mineral Resources Green Technology and Energy Security to Ministry of Land Management and Water Sanitations
7*	15 2353	1617/3/017	2016/2017	Tourism	20/11/2016	382	Damage costs were erroneously captured as P17 364.48 instead of P9 698.48. Item no 410 in 17/18 ASA
8*	08 3673	1415/1/048	2014/2015	Police	27/08/2012	507	Surcharge reduced by 25% not 75% as captured in 17/18 ASA. Item no 530
9*	13 0120	1415/4/098	2014/2015	Police	08/04/2014	530	Damage costs were overstated as P5 291.00 instead of P854.70 as per letter from Commissioner of Police dated 27/03/2018.
10*	12 8573	1415/2/075	2014/2015	Prisons	15/11/2013	546	Settlement agreement reduced from P28 218.40 to P20 000.00 by Broadhurst Magistrate court on 26/06/2017. Item No 581 IN 17/18 ASA
11*	12 9235	1617/1/012	2016/2017	Police	19/08/2015	603	Cumulative recoveries were overstated as P14 682.55. Item No 661 in 17/18 ASA
12*	09 5246	1617/1/024	2016/2017	Prisons	26/06/2015	605	The increase in surcharge is as a result of addition of BX 09 5246 vehicle damage cost and private vehicle damage costs.
13*	12 9016	1617/4/006	2016/2017	Police	27/12/2015	631	Damage costs were erroneously captured as P148 023.09 instead of P53 198.24. Item NO 696 in 17/18 ASA