

Report

Corporate Carbon Footprint

Dec 2019 - Dec 2020



**International Federation of Accountants
(IFAC)**

April 2022

The Corporate Carbon Footprint

The foundations for effective climate protection have been laid.

International Federation of Accountants (IFAC) and ClimatePartner have measured the Corporate Carbon Footprint (CCF) of the company.

This measurement was based on the guidelines of the Greenhouse Gas Protocol Corporate Accounting and Reporting Standard (GHG Protocol).

CCF - starting something big

Measure, reduce, offset and communicate – these are the four essential steps in climate protection. Putting all four into practice makes it possible to accomplish the goal of the Paris Agreement: to limit global warming to 1.5 degrees Celsius.

The measurement has already been completed. This is the result for the business activities of **International Federation of Accountants (IFAC)** in the period **December 2019 - December 2020**:

CO₂ emissions

	Result
Overall results	294.41 t CO ₂

For comparison



The emissions correspond to the CO₂ footprint of **34** Europeans. A single European person generates an average of 8.7 tons of CO₂ per year.

How was the calculation done?

Consumption data

The CO₂ emissions were calculated using consumption data and emission factors. Primary data was used wherever possible and if primary data could not be used, then secondary data from recognised sources was substituted in its place. The emission factors originate from internationally recognised databases such as ecoinvent and GEMIS.

CO₂ equivalents

The CCF measurement factored in all greenhouse gases covered by the Kyoto Protocol: carbon dioxide (CO₂), methane (CH₄), nitrous oxide (N₂O), hydrofluorocarbons (HFC), perfluorocarbons (PFC), sulphur hexafluoride (SF₆) and nitrogen trifluoride (NF₃).

Each of these gases affect the atmosphere differently and remain in the atmosphere for different lengths of time. Rather than reporting on each gas separately, they are expressed as a CO₂ equivalent (CO₂e) – referred to as ‘CO₂’ for the sake of simplicity. A CO₂e is essentially a conversion into a ‘global warming potential’ value that enables the different gases influence on global warming to be compared. This ‘global warming potential’ relates to a time horizon, which is normally 100 years.

To provide an example, the CO₂ equivalent (CO₂e) of methane is 28. This means that the effect of methane on global warming is 28 times greater than CO₂ over 100 years.

Market-based and location-based

Emissions for electricity were calculated using both the market-based method and the location-based method. This corresponds to the dual reporting of the GHG Protocol.

In the market-based method, the specific emission factors of the purchased electricity were used, where known. Otherwise, the residual mix or country mix was used.

In a free electricity market, the market-based method reflects the emissions caused by the electricity which the company used deliberately. When the emissions are offset, this result is used.

Additionally, the location-based method was used and reported. Here, national average emission factors are used to calculate each electricity mix. This makes it possible to compare the calculated value against the country-specific average directly.

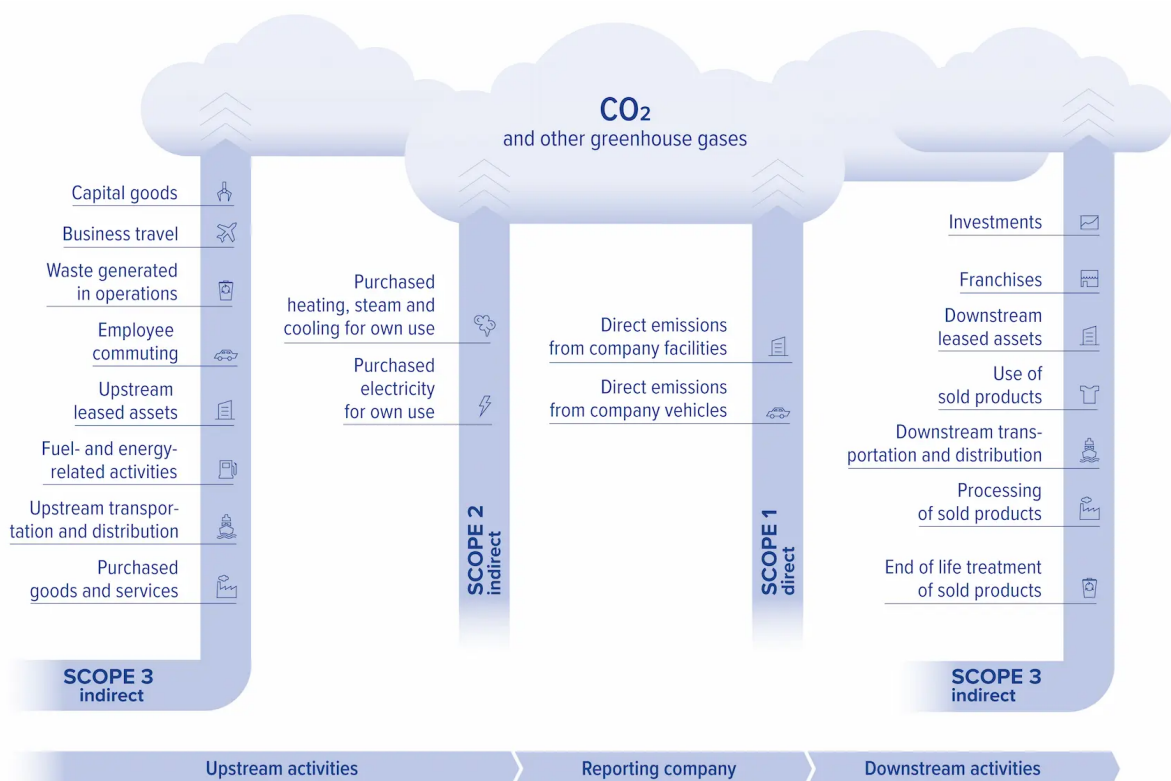
Scopes 1, 2 and 3

The total emissions were split into three categories (Scopes):

Scope 1 includes all direct emissions generated by **International Federation of Accountants (IFAC)** through, for example, company-owned facilities or vehicle fleets.

Scope 2 includes emissions released through purchased energy such as electricity and district heating.

Scope 3 encompasses indirect emissions such as employee commuting and purchased services.

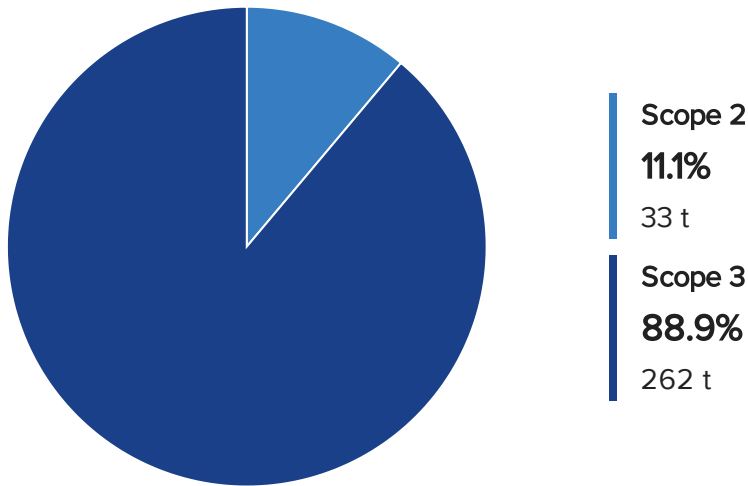


Largest cause – greatest potential

The CCF identifies the largest sources of emissions of **International Federation of Accountants (IFAC)**. This can therefore help guide action as it highlights which areas should be focused on in relation to emission reduction and avoidance.

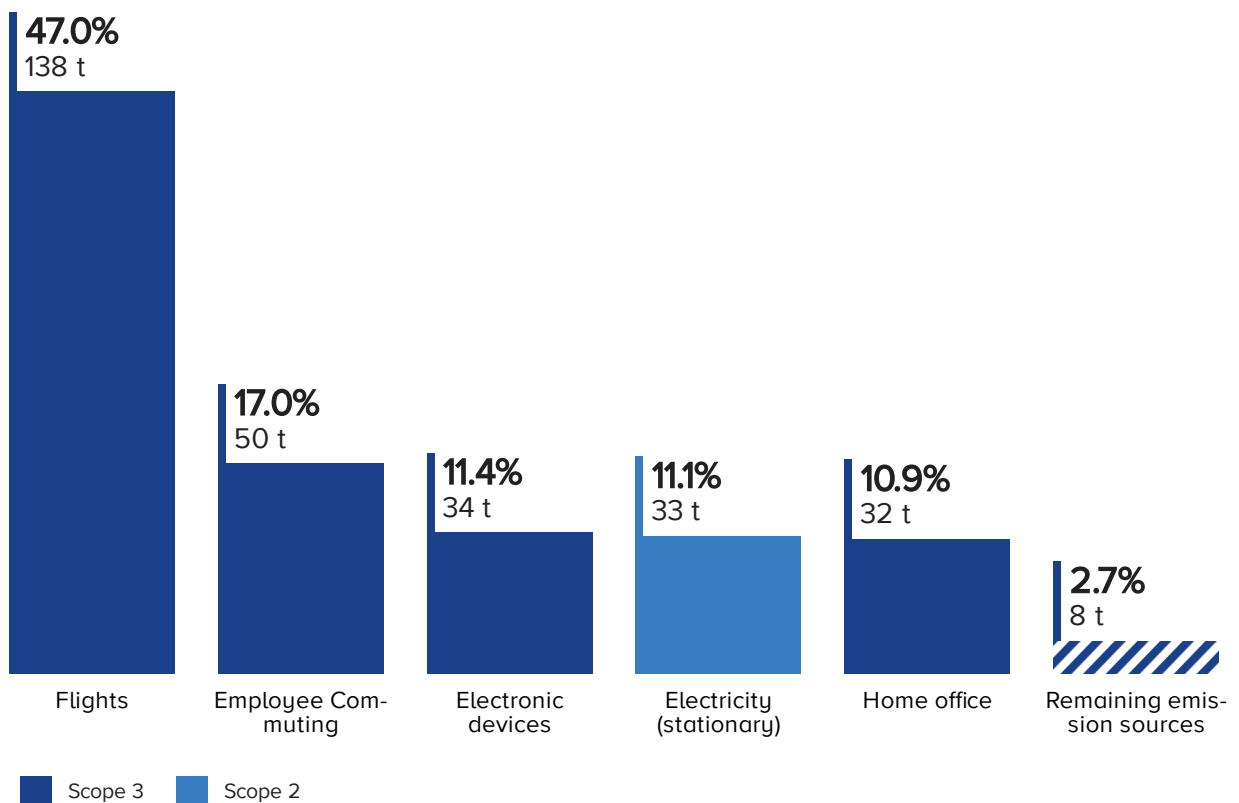
Figure

Division of CO₂ emissions into Scopes 1, 2 and 3



Figure

The largest sources of CO₂ emissions



Table

CO₂ emissions table: IFAC

Overall, the result for the period **December 2019 - December 2020**

Sources of emissions	t CO ₂	%
Scope 2	32.74	11.1
Purchased electricity for own use ¹	32.74	11.1
Electricity (stationary)	32.74	11.1
Scope 3	261.67	88.9
Business travel	138.27	47.0
Flights	138.27	47.0
Employee commuting	82.00	27.9
Employee Commuting	49.99	17.0
Home office	32.01	10.9
Purchased goods and services	33.79	11.5
Electronic devices	33.58	11.4
Office paper	0.12	0.0
Gastronomy	0.09	0.0
Water	0.00	0.0
Fuel- and energy-related activities	7.61	2.6
Upstream emissions electricity	7.61	2.6
Overall results	294.41	100.0

¹ This emission was calculated using the market-based method. Applying the location-based method instead results in emissions of 32.74 t CO₂.

Next steps

Climate action should not stop at measurement. From here, there is more that should be done. For example, creating a climate strategy that sets out targets, measures and responsibilities designed to reduce and offset the emissions of **International Federation of Accountants (IFAC)**.

Reduce, reduce, reduce

There are only two ways to reduce emissions: either scale back the activity that is causing the emissions or reduce its intensity.

Scaling back: this involves reducing consumption i.e. of energy, raw materials, number of business flights etc.

Reducing intensity: i.e. choosing more environmentally friendly sources of services, raw materials and energy (such as switching to green electricity).

For effective climate action to take place, creativity and courage is needed! Protecting the climate requires new ways of thinking and paradigm shifts in the way that businesses operate. A key way to improve, is to involve employees from across the company from the outset and to drive action in a creative way together. The best reduction strategies take a step-by-step approach, improving on something each and every year.

Offset

Whilst the key focus should be reduction, ClimatePartner recommends offsetting unavoidable emissions through internationally recognised carbon offset projects to contribute to climate action whilst these reductions take place. These projects reduce, remove or avoid CO₂ by, for example, providing clean energy, clean drinking water and clean cook stoves to communities. This certifiably improves the lives of local people and helps to mitigate the climate crisis.

The exact amount of CO₂ saved is verified by independent organisations. Project developers can then sell the CO₂ saved in the form of Certified Emission Reductions in order to finance the project. For more information, visit <https://www.climatepartner.com/en/carbon-offset-projects>

Carbon neutrality

International Federation of Accountants (IFAC) can become carbon neutral by offsetting the emissions it causes. Taking this action is good for the environment, and thus good for humans and the polar bears.

A safety margin of 10% is applied to your overall carbon footprint to make sure that all emissions created within the system boundaries are offset. That way, intrinsic uncertainties in the underlying data (from the use of database values, assumptions or estimates) are negated.

Offset emissions

	t CO ₂
Overall results	294.41
Already carbon neutral	0.00
Not yet carbon neutral	294.41
CO₂ emissions to be offset including 10% safety margin	323.85

Let's get started

We at ClimatePartner want to help you take the next steps!

Contact us

+49 89 1222875-0 or support@climatepartner.com.

The ClimatePartner Academy

We provide a regular series of workshops on everything relating to climate action within a company. All dates and subjects are available at <https://www.climatepartner.com/en/academy>.

Imprint

Publisher

ClimatePartner GmbH
St.-Martin-Straße 59
81669 München

[+49 89 1222875-0](tel:+498912228750)
support@climatepartner.com
www.climatepartner.com

On behalf of

International Federation of Accountants (IFAC)
529 5th Avenue
10017 New York

[+16469125427](tel:+16469125427)
sarahgagnon@ifac.org

Copyright

The copyright remains with the publisher. Full or partial reproduction of this report in any other manner is solely permitted with the written consent of the copyright holder.

April 2022

www.climatepartner.com